

DOCKET NO. W-218, SUB 526

BEFORE THE NORTH CAROLINA UTILITIES COMMISSION

In the Matter of
Application by Aqua North Carolina, Inc.,
202 MacKenan Court, Cary, North
Carolina 27511, for Authority to Adjust
and Increase Rates for Water and Sewer
Utility Service in All Its Service Areas in
North Carolina

AFFIDAVIT OF
WILLIAM STANNARD, PE

William Stannard, being first duly sworn, deposes and says:

Experience and Qualifications

1. I am a professional engineer and Chairman of Raftelis, a consulting firm that advises utilities and municipalities regarding rate setting, finance, management, and operations. I have over 40 years of experience providing such services to investor- and municipally owned water and wastewater utilities and have testified as an expert witness in rate litigation involving water and wastewater services in numerous federal and state courts.

2. A copy of my *curriculum vitae*, setting forth my qualifications, is attached hereto as *Stannard Exhibit A*. As set forth therein, I have a Bachelor of Science in Business Administration and a Bachelor of Science in Civil Engineering, both from Kansas State University. I am a registered Professional Engineer in four states, including Kansas, Massachusetts, Michigan, and Ohio, and also a Series 50 Municipal Advisor Representative. Among other experience, I have served as chair of the Water Environment Federation's task force charged with the development of a *Manual of Practice, Financing and Charges for Wastewater Systems*. I have also authored a chapter entitled, "Selecting the Optimal Capital Financing Plan and Pricing Structure," for the Fourth Edition of the industry guidebook, *Water and Wastewater Finance and Pricing: The Changing Landscape*. I have served as the Chair of the American Water Work's

Association's ("AWWA") Management and Leadership Division, a Trustee of AWWA's Technical & Education Council, and a past-Chair of AWWA's Finance, Accounting and Management Controls Committee. I am a current member of the Environmental Financial Advisory Board of the United States Environmental Protection Agency.

Summary of Opinions

3. I have been asked to respond to Aqua's settlement and stipulation with the Public Staff in which Aqua has agreed to increase the base facility rate it charges Carolina Meadows, Inc. ("Carolina Meadows"), and no other customer, by an amount that will ultimately reach 744% of the effective number of equivalent residential meters assigned to Carolina Meadows and a total ultimate base service charge that will be nearly 13 times more than the base facility charges Carolina Meadows currently pays for its single, 6-inch sewer connection under Aqua's current approved tariff. *See Stannard Exhibit B (calculation of base facility charge); Junis Hr'g. Testimony, Transcr. Vol. 5, pp. 75-76 (explaining methodology for increased charge).*

4. As set forth below, Aqua's agreement with the Public Staff to increase Carolina Meadows' base facility charges to an amount that reflects 278 equivalent metered sewer connections of various sizes—instead of one 6-inch sewer connection—is based on a flawed methodology, which fails to recognize that Carolina Meadows, and not Aqua, is responsible for maintaining 17,390 feet of sewer collection system serving all units at the facility and that Aqua only incurs service costs for two lift stations, 4,080 feet of sewer lines and one sewage meter. If implemented, this individually negotiated rate structure would result in substantial overcharges to Carolina Meadows that do not reflect the level of service provided to Carolina Meadows and Aqua's cost of providing that service, and are inconsistent with generally accepted rate-making principles followed by the utility industry and the North Carolina Utilities Commission.

5. As set forth in their testimony, Public Staff has proposed that Aqua recover 30% of its revenue requirement through a fixed service charge with the remaining 70% recovered through the volumetric charge. This is a reasonable segmentation of the revenue requirement recovery method and consistent with rate making practices followed throughout the United States. When properly determined, this approach can recover the utility's customer-related costs including the meter reading, billing, and customer service functions incurred by the sewer utility, as well as a fair recovery of costs associated with the extraneous flows that normally occur in all sewer systems, also known as infiltration and inflow. Moreover, this approach allows recovery of some costs associated with the operation, maintenance, and capital investment in the linear infrastructure that collects and transports the sewage from individual retail customers. However, as noted previously and which will be discussed further below, Public Staff's proposed change in the rate structure for Carolina Meadows fails to recognize the actual level of service provided to Carolina Meadows and the costs associated with that service.

Carolina Meadows Senior Care Facility

6. Carolina Meadows is a multi-resident, senior care facility located in Chatham County, North Carolina. The facility includes individual homes, multifamily apartments buildings, and assisted living and nursing care buildings. A map of the sewer collection system at Carolina Meadows is attached hereto as *Stannard Exhibit C*. Water service is provided by Chatham County and water meters are installed at each building. As shown on the map of the sewer collection system, and based on my investigation of the system, there are more than 17,000 feet of sewer lines owned, operated, and maintained by Carolina Meadows that collect the sewage from each building and transports that sewerage to two Aqua lift stations and force mains and then ultimately to Aqua's wastewater treatment plant.

7. Carolina Meadows maintains a single, metered connection to Aqua's system which is serviced by the Carolina Meadows Wastewater Treatment Plant ("WWTP"). Carolina Meadows and its affiliates originally constructed the WWTP to serve the facility, and, until 2005, operated both the sewer collection system and the WWTP through a contracted service provider.

8. In 2005, Carolina Meadows and its joint owners sold the WWTP, along with two lift stations and piping running from the lift stations to the WWTP, to Aqua's predecessor in interest. Although the WWTP originally cost more than \$1,000,000 to build, Aqua paid only \$95,000 in cash consideration for Carolina Meadows' majority interest. It also agreed to provide Carolina Meadows with a fixed bulk treatment rate for the next five years that could then increase following Aqua's next general rate case up to a certain maximum, which maximum would be in effect for three more years.

9. As part of the transaction, Aqua agreed to install a sewer meter for Carolina Meadows and installed a single, six-inch meter, which it uses to measure the total volume of wastewater emanating from Carolina Meadows and to determine Carolina Meadows' monthly volumetric sewer charges. As recently as July 2020, Aqua's bill to Carolina Meadows has included volumetric and base facility charges based on a single, six-inch meter. *See Stannard Exhibit D.*

10. Although Carolina Meadows sold the WWTP to Aqua, it retained ownership of the sewer collection system for the facility. Accordingly, the entire system on Carolina Meadows' side of the connection, which includes the collection system for all units at the facility, is owned, maintained, and operated by Carolina Meadows, not Aqua. In addition, unlike Aqua's other customers, Carolina Meadows' actual sewer volumes are measured through the single, six-inch sewer meter, which includes the infiltration/inflow occurring within the sewer collection system. Further, Aqua bills Carolina Meadows for all sewer services at the site under a single account and

as such does not incur costs associated with reading the individual water meters or the costs associated with issuing bills for the individual meters.

Aqua and Public Staff's Agreement to Increase Carolina Meadows' Base Facility Charges

11. I understand that Aqua and the Public Staff have reached an agreement that Aqua will substantially increase the base facility charges imposed on Carolina Meadows. This agreement is apparently part of a settlement to resolve the parties' dispute over whether to impose excess capacity adjustments for Aqua's Carolina Meadows, Legacy, and Westfall WWTPs. On July 1, 2020, Aqua and the Public Staff filed a Partial Settlement Agreement and Stipulation, in which they stipulated that no excess capacity adjustments would be imposed for these plants. *See Partial Settlement Agreement and Stipulation*, ¶ U, p.9.

12. Although Aqua's stipulation with the Public Staff does not mention the Carolina Meadows senior care facility—nor any agreement to increase its sewer charges—the Public Staff's witness, Charles Junis, revealed during his hearing testimony on July 9, 2020 that the parties had *also agreed* Aqua would increase Carolina Meadows' base facility charges from \$1,305.50 a month to \$16,899.96 a month. *Junis Hr'g. Testimony, Transcr. Vol. 5*, pp. 75-76 (explaining agreed methodology for calculating REUs). Recognizing the enormity and suddenness of this increase, Aqua and the Public Staff agreed to assess only 50% of the increase at this time, and Public Staff intends to recommend the full increase at the next ratemaking. (*Id.*)

13. Currently, Carolina Meadows pays base facility charges for a single, 6-inch sewage meter. This is consistent with both Aqua's current, approved rates, as well as Aqua's originally proposed rate structure, which assesses base facility charges according to the size of the customer's meter. (*See Becker/Pearce Rebuttal Testimony (June 22, 2020)*, pp. 20-21; *Junis Response to Aqua*

Data Request No. 2 (attached to Becker/Pearce Rebuttal Test. as Exhibit 2). A comparison of Aqua’s current rates and the rates proposed by the Public Staff are as follow:

**Current and Proposed Sewer Rates
Aqua North Carolina , Inc - Sewer**

| Meter Size | Current | Proposed |
|-----------------------|---------------------------------------|--|
| | Rate (\$/Month) | Staff Rate (\$/Month) |
| < 1" | 26.11 | 45.43 |
| 1" | 65.28 | 113.58 |
| 1.5" | 130.55 | 227.15 |
| 2" | 208.88 | 363.44 |
| 3" | 391.65 | 681.45 |
| 4" | 652.75 | 1,135.75 |
| 6" | 1,305.50 | 2,271.50 |
| Usage | 8.92 (\$/1,000 gals) | 6.15 (\$/1,000 gals) |

14. While these rates are purportedly set based on a formula that equates the size of each water meter to an average number of REUs, the rate structure—applicable to all of Aqua’s customers—is based on the size of the customer’s water meter, not the number of REUs used to assess system capacity. *See Junis Response to Aqua Data Request No. 2, (attached to Becker/Pearce Rebuttal Test. as Exhibit 2)* (explaining “[t]he practice for ratemaking purposes has been [to use] the meter size, multiplied by a factor . . . for the calculation of base facility charges and REUs”).

15. For most customers, sewer charges are based on their *water* meter because few customers have a separately installed sewer meter that measures the outflow from their property. Thus, for these customers, base facility charges are assessed according to the size of their water meter, and the customer’s water usage is used as a proxy for the purpose of assessing volumetric

charges. Carolina Meadows' connection, however, includes a *sewer* meter, and thus there is no reason to use water meters to determine either its base facility or volumetric charges.

16. At the time Aqua filed the pending general rate case, it was continuing to charge Carolina Meadows a base facility rate based only on the single, six-inch meter. Under the standard methodology used by the Commission, a six-inch meter is equal to fifty (50) 5/8in water meters as recommended by the American Water Works Association. A 5/8in water meter is the typical size of meter used to serve a single family residential unit. In its original application in the rate case, Aqua proposed to continue using this same methodology, but requested a small increase (from \$26.11 to \$27.48 per REU) in the base facility rate it could charge its customers. The result to Carolina Meadows would have been a monthly increase from \$1,305.50 to \$1,374 (rate X 50 REUs).

17. In rebutting the Public Staff's arguments that the Carolina Meadows' WWTP has excess capacity, Aqua's witness, Joseph Pearce, ignored the sewer meter, and used NC Department of Environmental Quality regulations for wastewater plant design and permitting to determine the number of REUs that should be used when assessing *plant capacity*. See *Becker/Pearce Rebuttal Test.*, pp. 13-27). In doing so, Pearce expressly rejected the use of meter size as a proxy for determining REUs, arguing that the number of bedrooms and other facilities should be used to determine plant capacity. (*Id.*, pp. 10-11). While this might be an appropriate method to analyze *plant capacity*, with respect to determining base facility charges, it runs contrary to Aqua's adopted and approved rate structure, which is based on meter size, as well as generally accepted rate making principles.

18. As mentioned earlier, in light of the Pearce and Becker rebuttal testimony, Aqua and the Public Staff entered into a stipulation that no excess capacity adjustment should be

imposed. *See Partial Settlement Agreement and Stipulation*, ¶ U, p.9. Related to this stipulation, the Public Staff and Aqua have apparently further agreed to impose base facility charges for Carolina Meadows that are based on 278 *water* meters of various sizes (264 5/8-inch meters, six 2-inch meters, and four 3-inch meters), the cumulative equivalent of 372 REUs. *See Junis Hr'g. Test, Transcr. Vol. 5*, pp. 75-76. Aqua and the Public Staff apparently reached this agreement, based on Carolina Meadows' *water bill* from Chatham County, which shows that Carolina Meadow maintains sub meters for water, which are all billed to Carolina Meadows under a single, master account. *See Stannard Exhibit E; see also Becker/Pearce Rebuttal Test., Ex. 7 (incorporating an excerpt of the water bill)*.

19. Aqua and the Public Staff's agreement to increase Carolina Meadows' base facility charges in this way is flawed for several reasons. First, given that Carolina Meadows maintains a separate sewer meter, it is appropriate to use that single, six-inch meter when assessing base facility charges, rather than using water meters as a proxy for sewer services. The basis for charging Carolina Meadows for sewer service should thus be the size of its sewer meter and volume of wastewater measured by that meter, which is the process that has been in place since Carolina Meadows sold the WWTP to Aqua and which has been approved in subsequent rate cases.

20. Second, and more fundamentally, Aqua and the Public Staff's agreement fails to recognize that Carolina Meadows maintains only a single sewer connection and owns and is responsible for all sewer collection up to the point of connection. Base facility charges should be used to recover a utility's customer service costs, including meter reading, billing, collection and other aspects of customer service, a portion of the costs related to infiltration and inflow entering the sewer collection system pipe network, and a portion of the costs associated with the wastewater collection system costs. The new rate structure proposed to be applied to Carolina Meadows fails

to recognize that Aqua does not: (i) read meters for each living unit; (ii) issue an individual bill for each living unit; or (iii) handle customer service calls and complaints from each living unit. Instead, Aqua reads only a single meter each month and issues a single bill to Carolina Meadows for outflows from that meter. More importantly, Aqua does not own, operate, or maintain the sewer collection system serving the individual living units within Carolina Meadows—all of which remains Carolina Meadows' responsibility. Furthermore, the proposed new rate structure fails to distinguish that the volume of sewage measured through the sewer meter includes infiltration and inflow which would typically be recovered in a facility service charge tied to a water meter.

21. In agreeing to permit Aqua to charge Carolina Meadows a base facility rate multiplied by 372 REUs (based upon the water meters), Public Staff failed to appreciate the purposes of base facility charges and whether those purposes were relevant to the way Carolina Meadows wastewater system operates.

22. Because of the flawed methodology used by Aqua and the Public Staff, Carolina Meadows now faces a drastic, and unjustified increase to its base facility charge that is inconsistent with generally accepted rate making principles and does not align with the mission and policies of the Commission.

23. The impact of the flawed rate structure proposed by Public Staff, and apparently agreed to by Aqua, is a significant increase in the sewer bills to be issued to Carolina Meadows. As shown on the following chart, the Public Staff's proposed charges using the 372 REUs would result in an estimated 78% increase from \$176,746.28 to \$313,862.37 in the total annual bill to Carolina Meadows. The proposed Facility Service Charge alone represents an exorbitant annual increase from \$15,660.00 to \$202,799.52. Even if the Public Staff's recommendation to mitigate this huge increase (by charging only half of the proposed increase until the next ratemaking) is


followed, the total annual sewer bill to Carolina Meadows would still climb to \$212,462.61, an increase of \$35,716.33, or 20%, over the current bill and which is well above the overall rate of increase in Aqua's sewer revenues proposed by Public Staff.

**Carolina Meadows Sewer Charges
Estimated Annual Bills**


| | Current Rate | Public Staff Proposed Rate | Public Staff Settlement Rate |
|--------------------------------|---|--|--|
| Facility Service Charge | \$ 15,660.00 (6" Meter - 50 REU) | \$ 202,799.52 (372 REU) | \$ 101,399.76 (186 REU) |
| Usage Charge | \$ 161,086.28 (18,059 kgal) | \$ 111,062.85 (18,059 kgal) | \$ 111,062.85 (18,059 kgal) |
| Total Annual Bill | \$ 176,746.28 | \$ 313,862.37 | \$ 212,462.61 |
| Increase - \$ | | \$ 137,116.09 | \$ 35,716.33 |
| Percent Increase | | 78% | 20% |

(signature on following page)

This the 14th day of August, 2020.


William G. Stannard

Sworn to and subscribed before me
this 14th day of August, 2020.


Notary Public

My Commission Expires: 6/8/23





Bill Stannard

Chairman of the Board

SPECIALTIES

- Cost of service and rate studies
- Financial planning studies
- Valuation and acquisitions
- Bond forecasts and examinations
- Regionalization studies
- Management policy and practice
- Environmental finance & accounting

PROFESSIONAL HISTORY

- Raftelis: Chairman of the Board (2017-present); Chief Executive Officer (2012-2016); President (2008-2016); Vice President (2002-2008)
- Black & Veatch: Senior Vice President (1996-2002); Vice President (1992-1996); Project Manager (1984-1992); Assistant Project Manager (1980-1984); Staff Consultant (1975-1980)

EDUCATION

- Bachelor of Science in Business Administration - Kansas State University (1975)
- Bachelor of Science in Civil Engineering - Kansas State University (1975)

PROFESSIONAL MEMBERSHIPS

- American Society of Civil Engineers
- American Water Works Association: Past-Chair of the Management and Leadership Division, Former Trustee of the Technical and Education Council, Past-Chair and Current member of the Finance, Accounting and Management Controls Committee, current member of the Rates and Charges Committee
- Member of EPA Environmental Finance Advisory Board
- Water Environment Federation: Past-Chair of Task Force on Wastewater Charges
- Listed in Best Lawyers in America - Directory of Expert Witnesses
- Listed in Who's Who in Science and Engineering

PROFESSIONAL REGISTRATIONS

- Registered Professional Engineer: MI (6201028796); OH (PE 57725); MA (38847); KS - 1979 (8636)

CERTIFICATIONS

- Series 50 Municipal Advisor Representative

Bill has more than 40 years of experience providing consulting services to investor- and municipally-owned utilities covering management, operation, economic, and financial matters. His extensive experience encompasses: formulation of financial systems and ordinances for compliance with regulations regarding the Clean Water Act and the Safe Drinking Water Act; comprehensive revenue requirements and cost of service studies; rate setting; consulting engineers and financial feasibility reports related to the sale of revenue bonds; financial feasibility analyses; organizational and management reviews; and utility competitiveness studies. He has served as an expert witness in rate litigation matters in federal and state courts and before arbitration panels and state public service commissions. Bill has also served as an arbitrator in resolving water and wastewater rate disputes. Bill is an active member of the WEF and AWWA. He served as chair of the WEF's task force charged with the development of a *Manual of Practice, Financing and Charges for Wastewater Systems*. Bill also authored a chapter entitled, "Selecting the Optimal Capital Financing Plan and Pricing Structure," for the Fourth Edition of the industry guidebook, *Water and Wastewater Finance and Pricing: The Changing Landscape*. He is the Chair of AWWA's Management and Leadership Division, a Trustee of AWWA's Technical & Education Council, and a past-Chair of AWWA's Finance, Accounting and Management Controls Committee.

EXPERT WITNESS AND LITIGATION SUPPORT EXPERIENCE

City of Detroit Water and Sewerage Board (MI)

United States District Court, Eastern District of Michigan

Bill testified on behalf of the City of Detroit and its Water and Sewerage Department regarding its wastewater rates charged to its wholesale wastewater customers and its industrial retail customers on multiple occasions during the period 1977 through 1996. During this period, Bill testified on twelve occasions in depositions and in hearings in Federal Court. In addition to his testimony Bill was directly involved in the negotiation of four rate settlement agreements between the City of Detroit and the wholesale customers.

Oakland County Michigan Circuit Court

Bill testified on behalf of the City of Detroit in support of the City's water rates charged to the City of Novi, Michigan. The Trial Court found in favor of the City of Detroit citing Bill's testimony as a fundamental basis for the decision.

Kalamazoo (MI)

Kalamazoo County, Michigan Circuit Court

Bill testified as an expert witness in support of the City in a wastewater rate dispute with its wholesale customers. Bill's testimony was provided in deposition conducted by the plaintiff's attorney and helped facilitate a settlement agreement between the parties establishing a process and methodology for determination of future wastewater rates.

Holland (MI)

Arbitration between the City of Holland and the City of Zeeland

Bill served as an expert witness on behalf of the City of Holland, Michigan in its arbitration on water rates with the City of Zeeland, Michigan. His

testimony was provided in depositions and during the arbitration hearings. The findings of the arbitration panel were principally in support of the City of Holland's water rates.

Bay City (MI)

Water Rate Arbitration between the City of Bay City and its wholesale customers Bay County and Hampton Township

Bill served as an arbitrator representing Bay County and Hampton Township in a challenge of the City of Bay City's wholesale water rates. The challenges to the water rates focused on the determination of the City's revenue requirements to be recovered from the water rates and the application of the "utility basis" in the determination of the wholesale cost of service. The neutral arbitrator agreed with the arguments presented by Bill and found in favor of Bay County and Hampton Township.

Newark (NJ)

Essex County New Jersey Circuit Court

Bill served as an expert witness for the Seton Leather Company in a suit challenging the equity of the City of Newark's wastewater rates. Bill testified in deposition and during the Trial Court hearing on this matter. At the conclusion of the trial the Judge found in favor of Seton leather recognizing the testimony of Bill as a substantial basis for his decision. The City of Newark appealed the decision to the New Jersey Supreme Court who ruled in favor of the City due to the effect that implementing the Trial Court's decision would have on the residential customers of the City.

Lawrence (MA)

Essex County Massachusetts District Court

Bill served as an expert witness on behalf of the Merrimack Paper Company challenging the wastewater rates enacted by the City of Lawrence, Massachusetts. Bill testified in deposition and in the hearing setting forth the results of his analyses and his opinions regarding the equity and fairness of the City's wastewater rates in relation to generally accepted wastewater rate making principles and industry standards. The District Court ruled in favor of the City which prompted Merrimack Paper to Appeal to the Commonwealth Supreme Court. Once the appeal was accepted for hearing by the Supreme Court the City agreed to enter into a settlement with Merrimack paper.

Billings (MT)

Water Rate Arbitration between the Billings Heights Water District and the City of Billings, Montana

This matter started as a suit filed by the Billings Heights Water District against the City of Billings challenging water rates that had been adopted by the City. Bill was retained as an expert witness on behalf of the District and presented testimony in deposition. After the parties had deposed the experts, the Trial Judge worked with them to enter into a new contract that provided for arbitration to settle disputes. The City then revised its water rates incorporating many of the issues raised by Bill but still left other items with which the District disagreed. The case then moved to arbitration which was conducted as "baseball" arbitration with a single arbitrator rather than three. Bill testified in the arbitration hearing presenting his analyses and opinions regarding the rate issues.

The Arbitrator concurred with many of Bill's issues and opinions, but due to the nature of baseball arbitration the ultimate finding favored the City.

PUBLIC SERVICE COMMISSION APPEARANCES

Wisconsin Public Service Commission (WI)

In docket 4310-WR-104 Bill testified on behalf of the Franklin Municipal Water Utility and the Village of Caledonia Water Utility in their opposition to the City of Oak Creek Water and Sewer Utility's proposed water rate filing. Bill's analysis and testimony covered a number of cost of service issues including the customer class load factors, the system demands used for allocation of costs, the allocation of transmission system costs, the proposed rate of return differential, and the allocation of public fire protection costs to wholesale customers.

Indiana Regulatory Commission (IN)

Bloomington. Bill served as expert rate consultant on six separate water rate cases before the Commission. Three of the cases were across the board adjustments to the rate structure based on the overall revenue requirement for the water utility. The other three cases included detailed cost of service and rate design determinations.

Columbus. Bill served as the expert rate consultant on two water rate cases before the Indiana Utility regulatory Commission on behalf of the City of Columbus. The first case included a comprehensive cost of service study and rate design and the second case was based solely on development of proposed revenue requirements.

Evanston. Bill served as the expert rate consultant on behalf of the City of Evanston on two water rate cases heard by the Indiana Utility Regulatory Commission. Both cases included development of test year revenue requirements, comprehensive cost of service analyses and rate design.

Kentucky Public Service Commission (KY)

Boone County Kentucky Water District. Bill testified as an expert water rate consultant on behalf of Boone County before the Kentucky Public Service Commission in support of the Water District's proposed water impact fees. The Commission approved the District's application for implementation of these fees.

Texas Public Utilities Commission (TX)

Silverleaf Resorts, Inc. Bill was a testifying witness on behalf of Silverleaf before the Missouri Public Service Commission in Case Number WR-2018-0170 and Case Number SR-2018-0171. In that case Bill analyzed the proposed revenue requirement and rate design and set forth opinions regarding the outstanding issues in written testimony. Bill also testified before the Commission in the hearings conducted for these cases.

Missouri Public Service Commission (MO)

Silverleaf Resorts, Inc. Bill was a testifying witness on behalf of Silverleaf before the Public Utilities Commission of Texas ("PUCT") in Docket 47976. Liberty's Texas Affiliate "Liberty Silverleaf" filed its application to change rates in that case on March

19, 2018. On April 3, 2018 the PUCT referred the case to the State Office of Administrative Hearings (“SOAH”). On May 6, 2019 the parties in that case filed a Unanimous Stipulation and Agreement with the SOAH, which resolved the disputed issues. Prior to Docket 47976, Bill participated in PUCT Docket No. 46642, Complaint of Silverleaf Resorts, Inc. Against Liberty Utilities (Silverleaf Water) LLC. In that docket Bill analyzed the Annual Reports filed by Liberty as well as responses to discovery. The Administrative Law Judge in that docket issued an order compelling Liberty Silverleaf to file the rate case in Docket 47976 before Bill was scheduled to file written testimony, and the docket was dismissed.

RELEVANT PROJECT EXPERIENCE

Metropolitan St. Louis Sewer District (MO)

Bill served as Project Manager for Raftelis’ engagement as rate consultant to the St. Louis MSD Rate Commission. As the Commission’s rate consultant, Bill was responsible for performing an independent review of MSD’s proposed wastewater and stormwater rates covering the period 2008 through 2012. The project included a detailed evaluation of the cost of service studies supporting the wastewater and stormwater rates, an evaluation of proposed policies for implementation of the rates, and examination of the level and phasing of annual rate adjustments proposed during the five-year study period. Bill was also responsible for submitting testimony and exhibits for the rate hearings conducted by the Rate Commission and assisted the Commission’s Counsel in cross examination of MSD witnesses and witnesses of the various interveners in the case.

City of Saginaw (MI)

Bill served as the Project Manager for a water cost of service engagement for the City of Saginaw (City). The engagement included development of a comprehensive financial plan, cost of service analysis and design of water rates. In addition to its retail customers, the City also provides water service to 19 wholesale customers, which use approximately 60% of the water produced. A key element of the engagement involved meetings with each of the wholesale customers to explain in detail the cost of service allocation methodology and the effect on the customer’s water rates.

City of Wichita (KS)

As Project Manager, Bill assisted the City of Wichita (City) in performing an analysis of wholesale water rates by evaluating billing data for the past three years for all of the City’s wholesale customers and provided recommendations to improve the recovery of revenue requirements from these customers. Raftelis has also performed a rate study to determine a raw water rate for a proposed new industrial customer seeking service from the City. Raftelis also analyzed the City’s rate structure to determine its effectiveness for providing stable revenues during varying weather conditions.

Little Rock Wastewater Utility (AR)

Bill is Project Manager for a comprehensive wastewater financial planning, cost of service and rate study for the City of Little Rock’s Wastewater Utility (LRW). In addition to the cost of service analysis, this project includes a feasibility study of alternative

system growth charges and a system value determination. LRW is in the midst of a major capital improvement program to address wet weather flow management issues. The program includes construction of a new wastewater treatment plant and, as such, LRW is interested in assessing the feasibility of instituting a system development charge to be applied to new customers. The system valuation element of the project will be an integral step in LRW’s ongoing asset management program development.

Fort Gratiot Township (MI)

Bill served as the Project Manager on an engagement for Fort Gratiot Township, Michigan (Township) to review proposed water rates from the City of Port Huron (City). The City provides wholesale water service to the Township and the Township was concerned about the level of proposed rate increases they were facing and, hence, engaged Raftelis to review the proposed rates to ensure they were appropriate.

City of Detroit (MI)

Bill served as Project Manager/Principal-in-Charge for various projects for the City of Detroit (City), including comprehensive water and wastewater revenue requirements, cost of service and rate design studies; consulting engineers/feasibility reports for over \$2 billion of water and wastewater system revenue bonds; an automated capital improvement program management and tracking system; and an automated work order tracking system. The rate study engagements included development of user-friendly, Windows-based, rate models, initially using Lotus 123 and, subsequently, Microsoft Excel® for use by the City’s rate and finance staff.

City of Grosse Pointe (MI)

Bill served as Project Manager to the City of Grosse Pointe, Michigan (City) performing a comprehensive water and wastewater cost of service study including benchmarking analysis allowing the City to compare their performance with respect to key performance criteria to the performance of other similar utilities. Bill has also been responsible for the development of a ten-year financial plan for the City’s Utilities Department, and creation of a financial planning and rate model for use by City staff in preparing annual updates to the water and wastewater rates.

City of Philadelphia (PA)

Bill served as a water rate expert, assisting the City of Philadelphia in a water rate dispute with one of the City’s major wholesale customers. Dispute resolution was accomplished through arbitration where Bill provided expert testimony in support of the City’s water cost of service analysis and rate design. He also assisted the City in developing the overall strategies for crafting the City’s case.

City of Baltimore (MD)

Bill serves as the Project Director on this multi-year engagement with the City of Baltimore’s Bureau of Water and Wastewater (City). The engagement encompasses a variety of cost of service and rate studies for the City’s water and wastewater systems. He is currently leading our Firm’s wastewater cost of service analysis and development of high strength surcharge rates in accordance with EPA user charge regulations. Other components of our engagement

with the City include review and evaluation of cost allocations to the City's wholesale water and wastewater customers in accordance with the water and sewer service agreements.

City of Portland (OR)

Bill was Project Manager for an engagement for the City of Portland Water Bureau (Bureau) which provides retail water service to customers within the City and wholesale water service to 19 agencies under agreements that will expire within the next couple of years. Raftelis' scope of work was separated into two parts: assistance in developing wholesale rates and development of a robust modeling tool for ongoing rate calculation and financial planning use by the Bureau.

Northeast Ohio Regional Sewer District (OH)

Bill served as Project Director in the development of a comprehensive financial plan for the five year period 2007-2011 and 2012-2016, as well as various other engagements for the District since 2004. The financial plan included projections of customers, water usage and revenues under the existing rates, projections of operating and maintenance expense, debt service on existing bonds and additional bonds necessary to fund the capital improvement program, and reserve fund deposits. In addition, Raftelis recommended a rate adjustment program over the five year study period to meet the projected revenue requirements and maintain the District's financial sustainability. A user-friendly computer model was also developed for use by District staff to analyze different planning scenarios.

City of Los Angeles (CA)

Bill served as Principal-in-Charge for the best practices study for the Los Angeles Wastewater Program. This project built on the City's efforts conducted during the five years prior to the best practices study during which the City, working through its Labor Management Committee, had reduced the program's full-time employment by 28 percent. The best practices study covered every aspect of the organization including plants, collection system, engineering, finance, accounting, human resources, billing and collection, customer service, construction management, and many others. As a result, additional savings of nearly 20 percent were identified over the ensuing five-year period, utilizing normal attrition in lieu of layoffs. The projected savings incorporated business process changes that were identified and evaluated as part of the project with a significant portion of the savings to be achieved in the areas of support services and capital improvement programs.

City of San Diego (CA)

Bill served as the Principal-in-Charge for a management review of the City's Water Department. This review was driven by City Council concerns about the overall management of the Department and several specific areas within the Department, as identified by the Council. The City Council directed a very tight time schedule for the project, which was completed within two months. In order to accomplish the goals of the project within this schedule, separate work teams were formed for each of the assigned areas. The systematic approach provided an efficient, thorough and comprehensive review of each functional area while allowing the project team to successfully conform to the tight schedule.

City of Cincinnati (OH)

Bill served as the Partner-in-Charge for the project team engaged by Cincinnati Water Works (CWW) to work with CWW's Executive Management Team in development of their first Strategic Business Plan. The work on this project included a complete employee survey, outreach with key external stakeholders, multiple workshops with the Executive Team and staff representatives for development of CWW's vision and mission, as well as goals, objectives and strategies, and leading multi-disciplined CWW teams in development of specific action plans. The result of this engagement was a comprehensive business plan which established a road map for the utility over the coming decades.

City and County of San Francisco (CA)

Bill served as Project Manager on an engagement with the San Francisco Public Utilities Commission (SFPUC) in the development of contract negotiation strategies regarding the renegotiation of SFPUC's wholesale water service agreements with its wholesale water customers. A major component of Bill's work included the analysis of the impact of SFPUC's \$4.5 billion capital improvement program on the overall financial plan and the allocation of costs to the wholesale customers under the utility basis of cost allocation as well as the cash basis to determine the short, mid, and long term impacts on retail rates and wholesale rates.

City of Suffolk (VA)

Bill serves as Project Director for Raftelis' multi-year engagement with the City of Suffolk (City) to provide financial services to the City's Department of Public Utilities (DPU). The scope of services include an annual update of the ten-year comprehensive financial plan, determination of water and sewer costs of service, development of proposed water and sewer rates for the upcoming fiscal year, and an assessment of the City's water and sewer system availability fees. In addition, Raftelis also conducts an annual true-up analysis for wholesale water service to the Authority. The true-up analysis recalculates the water rates using actual cost and water usage data to determine the actual cost-of-service for the Authority during the prior year.

Franklin Water Utility (WI)

Franklin Water Utility (FWU) purchases water supplies on a wholesale basis from the adjacent City of Oak Creek (Oak Creek). Bill provided extensive testimony on behalf of the wholesale intervenors in the 2011 rate increase application of the Oak Creek Water and Sewer Utility (PSCW Docket No. 4310-WR-104). Bill's testimony focused on three key areas. First, was a refutation of Oak Creek's proposed use of coincident customer class peaking factors in its base-extra capacity cost of service study (something not previously done by the PSCW). Second, Bill proposed that Oak Creek conduct a detailed analysis of customer class demand characteristics in lieu of their proposed use of demand factors that severely disadvantaged wholesale customers. Finally, Bill filed extensive testimony regarding the allocation of public fire projection costs to the City of Franklin under the methodology approved for use by Milwaukee Water Works in PSC Docket No. 372-WR-107. The PSC issued a ruling affirming Bill's position on these issues in the

Commission's delegated Final Decision on July 23, 2012 (PSC Ref#: 168775). This ruling was upheld in the Commission's preliminary determination to modify the Final Decision made on October 3, 2012 (PSC Ref#: 173880).

Northwest Water Commission (IL)

Bill has served as principal-in-charge for several engagements for the Northwest Water Commission (Commission). These engagements have included review of water rates charged to the Commission proposed by the City of Evanston (City) and assistance with negotiation of the rates to be charged under the terms of the Commission's contract with the City, and a determination of the current value of the Commission's water system assets. Currently, Raftelis is developing proposed water rates for potential service to new contract customers.

City of Naperville (IL)

Bill served as Project Director for a comprehensive water and wastewater rate study for the City of Naperville (City). The scope of work included development of financial plans for the proposed rates to fund the projected revenue requirements for the two utilities. The findings of the study were presented to the City Council which approved the proposed changes in rates including a purchased water component which will serve as a pass through to reflect the rates for water purchased from the Du Page County Water Commission.

Loudoun County Sanitation Authority (VA)

Bill served as the Project Director on two engagements for Loudoun County Sanitation Authority (Authority), a cost of service rate study and a bond feasibility study. The Authority's goal for the rate study was to maintain the current rate structure and minimize rate increases while still preserving a sufficient fund balance to meet all internal coverage requirements. The follow-up bond feasibility study used the newly developed rate model to ensure the Authority's financial capability to issue new debt.

City of Kansas City (MO)

Bill served as the Project Director for a wastewater financial planning and cost of service study for the City of Kansas City Water Services Department (Department). The project included development of a comprehensive financial plan, cost of service analysis and design of wastewater rates. In addition to its retail customers, the Department also provides wastewater service to more than 20 wholesale customers. A key element of the engagement involved a detailed analysis of the costs of the system components which serve the wholesale customers to serve as the basis for a move to cost of service based rates for the wholesale customers in place of the historic practice of tying the wholesale rates to the inside City retail rates.

Tarrant Regional Water District (TX)

Bill served as Project Director on a project for the Tarrant Regional Water District (TRWD) to study the financial, economic, and policy impacts of a proposal that TRWD pay communities for wastewater effluent discharged into the Trinity River which would subsequently be used to augment TRWD's raw water supply.

City of Hobbs (NM)

Bill has been the Project Manager on the City of Hobbs (City) water and wastewater rate study. The City was faced with significant capital expenditures to upgrade their wastewater treatment plant and wanted to ensure that the water and wastewater utilities were operating in a self-sufficient manner. Raftelis worked with City Staff as well as the City Council and Water Board to determine the City's rate setting goals. Raftelis then developed water and wastewater rate structures that addressed these goals, in particular, conservation, while providing for adequate capital financing.

City of Lee's Summit (MO)

As Project Manager, Bill performed comprehensive water and wastewater cost of service studies for the City of Lee's Summit (City) as well as provided an update of the City's system development charges collected from new customers.

City of Olathe (KS)

Bill has been the Project Manager on a series of engagements for the City of Olathe (City). Raftelis first performed an analysis of the City's existing System Development Fee methodology and provided guidance on how the fees could be updated and improved. Raftelis provided the subsequent revisions and updates and presented these findings to City Council. Raftelis has subsequently been engaged by the City to analyze proposed wastewater impact fees that would supplement system development charge revenue, to update the City's cost of service computer model, and to assist with the determination of wholesale wastewater rates.

City of Wyoming (MI)

Bill was the Project Manager for Raftelis' engagement with the City of Wyoming (City) to perform a water cost of service study and to provide assistance in the negotiation of new wholesale contracts for water and wastewater service. The City engaged Raftelis to perform a water cost of service study to support the negotiation of new wholesale water contracts. Raftelis also provided expertise in areas including rate of return, cost of service allocations, industrial surcharges, and rate design.

OTHER RELEVANT PROJECT EXPERIENCE

- Allegheny County Sanitary Authority (PA) – Rate Study, Industrial SC Review
- Arlington County (VA) – Alternative Rate Structure Analysis, Financial Planning, Availability Fee Development, and Public Involvement Program
- City of Cincinnati (OH) – Strategic Business Plan
- City of Columbus (OH) – Water and Wastewater Rate Study
- City of Henderson (NV) – Water and Wastewater Rate Study
- City of Lee's Summit (MO) – Water and Wastewater Cost of Service Study
- City of Lexington (KY) – Water System Valuation
- Loudoun County Sanitation District (VA) – Water and Sewer Rate Study and Bond Feasibility Study
- City of Loveland (OH) – Evaluation of Wastewater Service Alternatives
- City of Kalamazoo (MI) – Wastewater Rate Review

- City of Macomb (MI) – Wastewater Rate Litigation Assistance and Feasibility Analysis for Acquisition
- Northeast Ohio Regional Sewer District (OH) – Financial Planning, Rate Study and Rate Model
- Oakland County (MI) – Water and Wastewater Rate Review and Master Plan Financial Analysis
- City of Olathe (KS) – Water and Wastewater Availability Fees
- City of Portland (OR) – Wholesale Service Contract Review and Bond Feasibility Study
- City of Saginaw (MI) – Wholesale Water Contract Negotiations, Water Cost of Service Study and Water Rate Update
- San Antonio Water System (TX) – Water and Sewer Rate Study
- San Francisco Public Utilities Commission (CA) – Wholesale Contract Development, Reuse Water Pricing Review, Wheeling Rate Review
- City of Warren (MI) – Water Rate Litigation Support
- City of Wichita (KS) – Wholesale Water Rates Analysis
- United States Navy, Norfolk (VA) – Water Rate Review

OTHER EXPERIENCE

- Invited Instructor: University of Colorado School of Engineering – Graduate Course on Utility Management and Finance

FULL CLIENT LIST

Alabama

- Birmingham Water Works Board
- Jasper Water Board
- Jefferson County Wastewater

Arizona

- City of Phoenix
- Pima County Wastewater

California

- City of Los Angeles Bureau of Sanitation
- City of Los Angeles Department of Water and Power
- Metropolitan Water District of Southern California (Los Angeles)
- Monterey Peninsula Water Management District
- City of San Diego
- City of San Francisco Public Utilities Commission
- Armor Foods – Turlock, CA

Colorado

- Town of Grand Lake
- Littleton Sewer Rate Coalition

District of Columbia

- DC Water

Georgia

- City of Atlanta
- City of Columbus
- Gwinnett County

Indiana

- City of Bloomington
- City of Columbus
- City of Evansville
- Indianapolis Water Company

Illinois

- City of Peoria
- City of Carbondale
- Northwest Water Commission
- City of Bloomington
- City of Glenview
- City of Naperville
- Silverleaf Resorts, Inc.

Kansas

- City of Olathe
- City of Topeka
- City of Wichita
- City of Valley Center

Kentucky

- Boone County Water District
- Hardin County Water District No. 1
- Lexington-Fayette Urban County Government

Louisiana

- New Orleans Sewerage and Water Board

Maryland

- City of Baltimore
- Baltimore County
- Howard County
- Washington Suburban Sanitary Commission

Massachusetts

- Massachusetts Water Resources Authority
- Merrimack Paper Company – Lawrence, MA
- City of Saugus

Michigan

- City of Alpena
- Bay County
- City of Detroit
- City of Flat Rock
- City of Flint
- City of Grand Rapids
- Great Lakes Water Authority
- City of Holland
- City of Kalamazoo
- City of Lansing
- Macomb County
- Oakland County
- City of Saginaw
- City of Warren
- City of Wyoming

Mississippi

- City of Jackson

Missouri

- City of Columbia
- City of Gladstone
- City of Kansas City
- City of Jefferson
- City of Lee's Summit
- City of North Kansas City
- City of St. Joseph
- St. Louis Metropolitan Sewer District
- City of Bolivar
- Silverleaf Resorts, Inc.

Montana

- County Water District of Billings Heights

New Jersey

- Seton Leather Company – Newark, NJ

New Mexico

- City of Hobbs

Nevada

- City of Boulder City
- City of Henderson
- Clark County
- North Las Vegas

New York

- City of New York

North Carolina

- Orange County Water and Sewer Authority
- City of Winston-Salem

Ohio

- City of Akron
- City of Cincinnati
- Cincinnati Metropolitan Sewer District
- City of Lakewood
- City of Loveland
- Northeast Ohio Regional Sewer District
- City of Mason
- City of Middletown

Oregon

- City of Portland

Pennsylvania

- Alleghany County Sanitary Authority
- City of Philadelphia
- Pittsburgh Water and Sewer Authority

South Carolina

- City of Charleston
- City of Columbia

Texas

- City of Arlington
- City of Austin
- City of Dallas
- City of Denton
- City of Houston
- City of San Antonio
- Tarrant Regional Water District
- City of Fort Worth
- Silverleaf Resorts, Inc.

Virginia

- Arlington County
- Chesterfield County
- Loudoun County
- City of Portsmouth
- City of Richmond
- City of Suffolk
- City of Virginia Beach

Washington

- City of Seattle

Wisconsin

- City of Franklin
- Milwaukee Metropolitan Sewer District
- Milwaukee Water Works
- Waukesha Water Utility

Canada

- Regional Water Customers Group, Edmonton, AB
- City of Calgary, AB

International

- Bangkok – Trade Development Agency
- Cairo - USAid
- Lima, Peru – World Bank
- Oman
- Puerto Rico Water and Sewer Authority

Federal

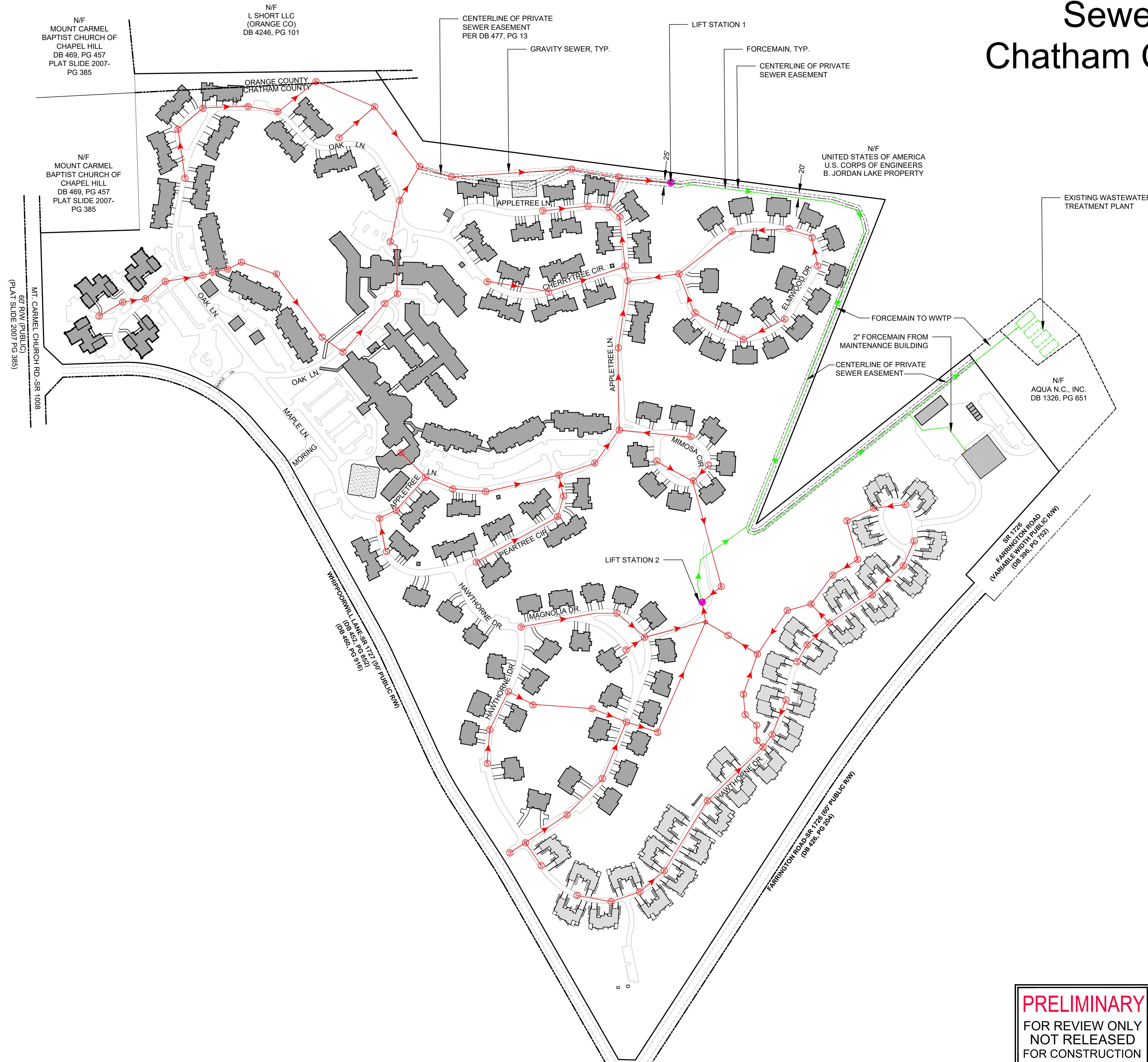
- United States Navy

Stannard Exhibit B

Carolina Meadows Sewer Charges Facility Service Charge

| | Current Rate | Public Staff Proposed Rate | Public Staff Settlement Rate |
|----------------|-----------------|-------------------------------|---------------------------------|
| Rate per REU | \$ 26.11 | \$ 45.43 | \$ 45.43 |
| REU's Assigned | 50 | 372 | 186 |
| % Change | | 744% | 372% |
| Monthly Charge | \$ 1,305.50 | \$ 16,899.96 | \$ 8,449.98 |
| Annual Charge | \$ 15,666.00 | \$ 202,799.52 | \$ 101,399.76 |
| % Change | | 1295% | 647% |

August 3, 2020



CE GROUP

301 GLENWOOD AVE. 220
RALEIGH, NC 27603
PHONE: 919-367-8790
FAX: 919-322-0032


www.cegroupinc.com

License # C-1739

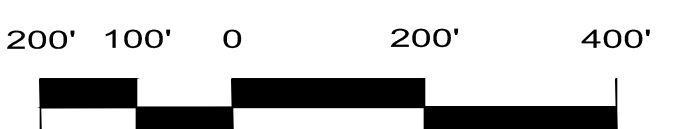
PRELIMINARY
FOR REVIEW ONLY
NOT RELEASED
FOR CONSTRUCTION



STOP!
BEFORE YOU DIG CALL
THE NC ONE CALL CENTER
1-800-632-4949
IT'S THE LAW!



NORTH



SCALE: 1" = 200'



Service To:
SENIOR CENTER CAROLINA MEADOWS
MTR @WW TRTMT PLNT SENIOR CN
CHAPEL HILL, NC 27517

Account Number
000866248 0621692

2357102

Aqua North Carolina, Inc.
762 W. Lancaster Avenue
Bryn Mawr, PA 19010-3489

Toll Free: 877.987.2782
Fax: 866.780.8292
www.aquaamerica.com

Questions about your sewer service?... Contact us before the due date.
Bill Date: July 07, 2020
Total Amount Due: \$ 10,565.53
Current Charges Due Date: July 29, 2020

| Meter Data | Meter | Size | Billing Period | Days | Read Type | Meter Readings | Usage | Units |
|--------------------------------------|----------|------|----------------------|------|------------------|----------------------|-----------|---------|
| | 50325802 | 6" | 07/02/20 06/02/20 | 30 | Actual Actual | 26434500 25313300 | 1,121,200 | Gallons |
| Average Daily Usage = 37,373 Gallons | | | Total Days: 30 | | Total Usage: | | 1,121,200 | Gallons |

Billing Detail

Amount Owed from Last Bill \$ 12,248.44
Total Payments Received 12,248.44
Remaining Balance 0.00
Customer Charge Sewer 1,305.50
1,121,200 gallons @ \$0.00892 per gallon 10,001.10
Total Current Sewer Charges 11,306.60
System Improvement Charge - Wastewater 130.03
FTCJA Credit-Deferred Fed Tax - Wastewater 784.07 Credit
FTCJA Credit-Deferred NC Tax - Wastewater 87.03 Credit
Amount Due \$ 10,565.53

RECEIVED: 07/09/20
DUE DATE: 07/09/20
PERIOD: 07

10-34-134803 8,346.77
10-54-154803 707.89
10-74-174803 1,510.87

Message Center (see reverse side for other information)

ⁿ The due date refers to current charges and any deferred payment amount only. If you do not pay your bill on time, your service could be subject to interruption. To ensure proper credit, please remember to provide your full 16-digit account number when paying your bill.

RETURN THIS PORTION WITH YOUR PAYMENT



Aqua North Carolina, Inc.
762 W. Lancaster Avenue • Bryn Mawr, PA 19010-3489

MAKE CHECK PAYABLE TO:
Aqua NC

Account Number
000866248-0621692

Please Do Not Remit Payment To The Above Address

DUE DATE: 07/29/2020
TOTAL AMOUNT DUE: \$10,565.53

Cyc=35C4 1up=2478995 EC: RUSS BC: RUSS

Seq=18080

Amount Enclosed \$



SENIOR CENTER CAROLINA MEADOWS BULK METER
100 CAROLINA MDWS
CHAPEL HILL NC 27517-8507

AQUA NORTH CAROLINA
PO BOX 70279
PHILADELPHIA PA 19176-0279



00086624806216920000010565536

QUESTIONS ABOUT YOUR BILL ?

Toll Free: 877.WTR.AQUA or 877.987.2782

Fax: 866-780-8292

www.aquaamerica.com

If you have a billing question or complaint, call or write to us before the due date on your bill. When writing, please use a separate piece of paper and include your name, address, and account number. Notes written on the bill may delay processing of your payment. Our customer service address is listed on the front of the bill. You may also contact us for a rate schedule which is an explanation of how to verify that your bill is correct or for an explanation of our charges.

Please notify our office immediately upon changes of occupancy, ownership or mailing address, as the customer is responsible for all changes until we are notified. All water passing through the meter will be charged to the customer whether used, wasted or lost by leakage.

If your bill is based on zero usage, there may be a problem with your meter reading equipment. If there is a problem with your meter reading equipment, you will be responsible for the water usage or leakage not reported on this bill. Please call customer service if you have any questions or to have your meter reading equipment serviced.

EXPLANATION OF TERMS

Actual (A) Read: Meter reading obtained by a company employee or one of our automatic meter reading systems.

Customer Charge: This charge covers the cost of having water service available, including operations, maintenance, meter reading, and other necessary services that are not covered under the consumption charge. It is billed whether or not you use any water.

Customer Read: Meter reading obtained from our customer.

Employee Identification: All company employees carry an identification card showing their picture and employee number.

Estimated (E) Bill: When we are unable to read your meter, we base the bill on your past water use. If you receive an estimated bill, you may have a new bill by reading the meter and calling the company with that reading. Note, revised bills will not be issued after the due date of the estimated bill.

Late Charge: A penalty on past due balances.

Meter Reading: We attempt to read the water meter every billing period. We either have our meter reader visit your property or obtain the reading through one of our automatic meter reading systems.

Minimum Charge: This charge includes a water allowance, plus the cost of having water service available, including operations, maintenance, meter reading, and other necessary services that are not covered under the consumption charge. It is billed whether or not you use any water.

Payment Methods: You can pay your bill by any of the following methods:

By mail: Place your check or money order in the enclosed pre-addressed envelope. Put a stamp on the envelope and mail it to Aqua North Carolina: PO BOX 70279, PHILADELPHIA PA 19176-0279. DO NOT SEND CASH.

By Phone: Customers with credit cards may pay their bills over the phone for a fee by calling this toll free number: 866.269.2906.

In Person: Pay in person (with cash or check) at convenient Western Union locations throughout Aqua North Carolina's service territory. Payments are credited to your account the same day or the next business day if you make payments on a weekend or holiday. Please call us or visit www.aquaamerica.com to find the Western Union location closest to you.

ZipCheck®: A program in which your payment is automatically deducted from your bank account. You save the cost of postage and using bank checks. Details and applications are available from the company. Please call our Customer Service Department.

WaterSmart e-Billing: Switch to paperless billing today. Enjoy the convenience of viewing and paying your bill online. Visit us at www.aquaamerica.com to sign up today!

Payment Terms: You should pay your bill on or before the due date.

Return Check Charge: If for any reason your check is returned to us from the bank, we will add a service charge to your account.



View your account, pay your current bill, check your daily balance, sign up for paperless billing, make a one-time payment.

Get Started >

More Ways To Pay

Save time and cut clutter with paperless billing!

Enroll today in WaterSmart e-Billing. You can cut the clutter of a paper bill, and we'll notify you by email when your bill is available to view online. It's simple, secure, and no additional fees.

Visit – AquaAmerica.com for more details.

**Chatham County Utilities**

PO Box 910

Pittsboro, NC 27312-0910

www.chathamnc.org/waterbilling (to view and pay your bill online)watershop@chathamnc.org**RECEIVED****AUG 07 2020**

BY:

UTILITY BILL

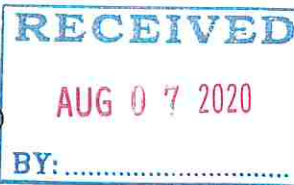
| Customer Name | | | | Service Location | | | | |
|--------------------|------------|--------------------|-------------------|-------------------------|-----------------------|-----------|-------------------|---------|
| CAROLINA MEADOWS | | | | MASTER ACCOUNT CAROLINA | | | | |
| Bill Number | Bill Date | Account # | | Customer ID | Current Bill Due Date | | Current Charges | |
| 270157 | 08/01/2020 | 3654 | | 7309 | 08/25/2020 | | \$11128.50 | |
| Description | Meter | Previous Read Date | Current Read Date | Previous Reading | Current Reading | Read Code | Usage (1000 gals) | Charge |
| RESIDENTIAL WATER | 5003035 | 06/16/2020 | 07/13/2020 | 807 | 809 | A | 2 | \$14.00 |
| ADMINISTRATION FEE | | | | | | | | \$15.00 |

| | |
|------------------------|-------------------|
| Current Charges | \$11128.50 |
| Previous Billing | \$0.00 |
| Less Payments Received | \$0.00 |
| Total Due | \$11128.50 |

**Chatham County Utilities**

PO Box 910

Pittsboro, NC 27312-0910

www.chathamnc.org/waterbilling (to view and pay your bill online)
watershop@chathamnc.org**UTILITY BILL**

| Customer Name | | | | Service Location | | | | |
|--------------------|------------|--------------------|-------------------|-------------------------|-----------------|-----------------|-------------------|---------|
| CAROLINA MEADOWS | | | | MASTER ACCOUNT CAROLINA | | | | |
| Bill Number | Bill Date | Account # | Customer ID | Current Bill Due Date | | Current Charges | | |
| 270157 | 08/01/2020 | 3654 | 7309 | 08/25/2020 | | \$1323.00 | | |
| Description | Meter | Previous Read Date | Current Read Date | Previous Reading | Current Reading | Read Code | Usage (1000 gals) | Charge |
| RESIDENTIAL WATER | 5003035 | 06/16/2020 | 07/13/2020 | 807 | 809 | A | 2 | \$14.00 |
| ADMINISTRATION FEE | | | | | | | | \$15.00 |

| | |
|------------------------|------------------|
| Current Charges | \$1323.00 |
| Previous Billing | \$26576.50 |
| Less Payments Received | \$26576.50 CR |
| Total Due | \$1323.00 |

ow with your



CHATHAM
COUNTY
North Carolina

07/31/2020 09:01
tracey.wilkie

CHATHAM COUNTY - MUNIS LIVE
Group Statement

Detail For Primary
UB Charges

Run: BR Commit: BR0820
Primary Account: 3654

Begin: 07/01/2020 End: 07/31/2020 Bill date: 08/01/2020

District: CHAPEL HILL

| Account | Chg Cd | Description | Name | Mtr Size | Winter Units | Bill Qtr | Street Address | Days | Rd | Date | Prev Rd | Curr Rd | Acct Type | Usage | Amount | Bill # | Total |
|---------|--------|--------------------|------------------|----------|--------------|----------|-------------------------------|------|----|------|---------|---------|-----------|-------|--------|--------|-------|
| 10370 | 10000 | WATER SERVICE | CAROLINA MEADOWS | 075 | | | 0 A CAROLINA MEADOWS MAIN BLD | | | | | | COMM SM | | 265292 | | |
| | 18000 | ADMINISTRATION FEE | | 075 | | | 27 07/13/2020 | | | | 77615 | 77620 | | 5 | 35.00 | | 15.00 |
| | | | | | | | 27 07/13/2020 | | | | | | | | | | |
| | | | | | | | Account Meter usage | | | | | | | | | | |
| | | | | | | | Account Sewer usage | | | | | | | | | | |
| | | | | | | | Account Total | | | | | | | | 50.00 | | |
| 12962 | 10000 | WATER SERVICE | CAROLINA MEADOWS | 200 | | | 700 A FAIRWAYS | | | | | | MULT FAM | | 266364 | | |
| | 10000 | WATER SERVICE | | 200 | 38 | | 27 07/13/2020 | | | | 15345 | 15345 | | | 28.00 | | |
| | 18000 | ADMINISTRATION FEE | | 200 | 38 | | 27 07/13/2020 | | | | 5345 | 5349 | | 4 | .00 | | 15.00 |
| | | | | | | | 27 07/13/2020 | | | | | | | | | | |
| | | | | | | | Account Meter usage | | | | | | | | | | |
| | | | | | | | Account Sewer usage | | | | | | | | | | |
| | | | | | | | Account Total | | | | | | | | 93.00 | | |
| 14192 | 10000 | WATER SERVICE | CAROLINA MEADOWS | 300 | | | 0 B CAROLINA MEADOWS HLTH CEN | | | | | | MULT FAM | | 266863 | | |
| | 18000 | ADMINISTRATION FEE | | 300 | 45 | | 27 07/13/2020 | | | | 9044 | 9045 | | 1 | 7.00 | | 15.00 |
| | | | | | | | 27 07/13/2020 | | | | | | | | | | |
| | | | | | | | Account Meter usage | | | | | | | | | | |
| | | | | | | | Account Sewer usage | | | | | | | | | | |
| | | | | | | | Account Total | | | | | | | | 115.00 | | |
| 16660 | 10000 | WATER SERVICE | CAROLINA MEADOWS | 075 | | | 509 & 511 HAWTHORNE DR | | | | | | MULT FAM | | 267857 | | |
| | 18000 | ADMINISTRATION FEE | | 075 | 2 | | 27 07/13/2020 | | | | 1003 | 1005 | | 2 | 14.00 | | 15.00 |
| | | | | | | | 27 07/13/2020 | | | | | | | | | | |
| | | | | | | | Account Meter usage | | | | | | | | | | |
| | | | | | | | Account Sewer usage | | | | | | | | | | |
| | | | | | | | Account Total | | | | | | | | 144.00 | | |
| 16662 | 10000 | WATER SERVICE | CAROLINA MEADOWS | 075 | | | 513 & 515 HAWTHORNE DR | | | | | | MULT FAM | | 267858 | | |
| | 18000 | ADMINISTRATION FEE | | 075 | 2 | | 27 07/13/2020 | | | | 818 | 820 | | 2 | 14.00 | | 15.00 |
| | | | | | | | 27 07/13/2020 | | | | | | | | | | |
| | | | | | | | Account Meter usage | | | | | | | | | | |
| | | | | | | | Account Sewer usage | | | | | | | | | | |
| | | | | | | | Account Total | | | | | | | | 173.00 | | |
| 16664 | 10000 | WATER SERVICE | CAROLINA MEADOWS | 075 | | | 517 & 519 HAWTHORNE DR | | | | | | MULT FAM | | 267859 | | |
| | 18000 | ADMINISTRATION FEE | | 075 | 2 | | 27 07/13/2020 | | | | 1907 | 1909 | | 2 | 14.00 | | 15.00 |
| | | | | | | | 27 07/13/2020 | | | | | | | | | | |
| | | | | | | | Account Meter usage | | | | | | | | | | |
| | | | | | | | Account Sewer usage | | | | | | | | | | |
| | | | | | | | Account Total | | | | | | | | 202.00 | | |

07/31/2020 09:01
tracey.wilkie

CHATHAM COUNTY - MUNIS LIVE
Group Statement

MUNIS LIVE

Detail For Primary
UB Charges

Run: BR Commit: BR0820

Primary Account: 3654

Begin: 07/01/2020 End: 07/31/2020 Bill date: 08/01/2020

CAROLINA MEADOWS

District: CHAPEL HIL

| Account | Chg Cd | Description | Name | Mtr Size | Winter Units | Bill Qtr | Street Address | Rd Date | Prev Rd | Curr Rd | Acct Type | Usage | Amount | Bill # |
|---------|--------|--------------------|------------------|----------|--------------|----------|------------------------|---------|---------|---------|-----------|-------|--------|--------|
| 16666 | | | CAROLINA MEADOWS | | | | 506 & 508 HAWTHORNE DR | | | | MULT FAM | | 267860 | |
| | 10000 | WATER SERVICE | | 075 | 2 | | 27 07/13/2020 | | 695 | 699 | | 4 | 28.00 | |
| | 18000 | ADMINISTRATION FEE | | 075 | | | 27 07/13/2020 | | | | | | 15.00 | |
| | | | | | | | Account Meter usage | | | | | 20 | | |
| | | | | | | | Account Sewer usage | | | | | | | |
| | | | | | | | Account Total | | | | | | 245.00 | |
| 16668 | | | CAROLINA MEADOWS | | | | 510 & 512 HAWTHORNE DR | | | | MULT FAM | | 267861 | |
| | 10000 | WATER SERVICE | | 075 | 2 | | 27 07/13/2020 | | 693 | 699 | | 6 | 42.00 | |
| | 18000 | ADMINISTRATION FEE | | 075 | | | 27 07/13/2020 | | | | | | 15.00 | |
| | | | | | | | Account Meter usage | | | | | 26 | | |
| | | | | | | | Account Sewer usage | | | | | | | |
| | | | | | | | Account Total | | | | | | 302.00 | |
| 16726 | | | CAROLINA MEADOWS | | | | 521 & 523 HAWTHORNE DR | | | | MULT FAM | | 267886 | |
| | 10000 | WATER SERVICE | | 075 | 2 | | 29 07/15/2020 | | 27 | 34 | | 7 | 49.00 | |
| | 18000 | ADMINISTRATION FEE | | 075 | | | 29 07/15/2020 | | | | | | 15.00 | |
| | | | | | | | Account Meter usage | | | | | 33 | | |
| | | | | | | | Account Sewer usage | | | | | | | |
| | | | | | | | Account Total | | | | | | 366.00 | |
| 16728 | | | CAROLINA MEADOWS | | | | 525 & 527 HAWTHORNE DR | | | | MULT FAM | | 267887 | |
| | 10000 | WATER SERVICE | | 075 | | | 29 07/15/2020 | | 42 | 46 | | 4 | 28.00 | |
| | 18000 | ADMINISTRATION FEE | | 075 | | | 29 07/15/2020 | | | | | | 15.00 | |
| | | | | | | | Account Meter usage | | | | | 37 | | |
| | | | | | | | Account Sewer usage | | | | | | | |
| | | | | | | | Account Total | | | | | | 409.00 | |
| 16730 | | | CAROLINA MEADOWS | | | | 542 & 544 HAWTHORNE DR | | | | MULT FAM | | 267888 | |
| | 10000 | WATER SERVICE | | 075 | | | 29 07/15/2020 | | 55 | 67 | | 12 | 100.50 | |
| | 18000 | ADMINISTRATION FEE | | 075 | | | 29 07/15/2020 | | | | | | 15.00 | |
| | | | | | | | Account Meter usage | | | | | 49 | | |
| | | | | | | | Account Sewer usage | | | | | | | |
| | | | | | | | Account Total | | | | | | 524.50 | |
| 16746 | | | CAROLINA MEADOWS | | | | 514 & 516 HAWTHORNE DR | | | | MULT FAM | | 267895 | |
| | 10000 | WATER SERVICE | | 075 | 2 | | 27 07/13/2020 | | 277 | 285 | | 8 | 56.00 | |
| | 18000 | ADMINISTRATION FEE | | 075 | | | 27 07/13/2020 | | | | | | 15.00 | |
| | | | | | | | Account Meter usage | | | | | 57 | | |
| | | | | | | | Account Sewer usage | | | | | | | |
| | | | | | | | Account Total | | | | | | 595.50 | |



CHATHAM
COUNTY
North Carolina

07/31/2020 09:01
tracey.wilkie

CHATHAM COUNTY - MUNIS LIVE
Group Statement

Detail For Primary
UB Charges

Run: BR Commit: BR0820

Primary Account: 3654

Begin: 07/01/2020 End: 07/31/2020 Bill date: 08/01/2020

CAROLINA MEADOWS

District: CHAPEL HIL

| Account | Chg Cd | Description | Name | Mtr Size | Winter Units | Bill Qtr | Street Use Days | Address | Rd Date | Prev Rd | Curr Rd | Acct Type Usage | Bill # Amount Total |
|---------|--------|-------------|------|----------|--------------|----------|-----------------|---------|---------|---------|---------|-----------------|---------------------|
|---------|--------|-------------|------|----------|--------------|----------|-----------------|---------|---------|---------|---------|-----------------|---------------------|

| | | | | | | | | | | | | | |
|-------|-------|--------------------|------------------|-----|---|--|--|------------------------|--|---|----|----------|--------|
| 16748 | | | CAROLINA MEADOWS | | | | | 518 & 520 HAWTHORNE DR | | | | MULT FAM | 267896 |
| | 10000 | WATER SERVICE | | 075 | 2 | | | 29 07/15/2020 | | 7 | 11 | 4 | 28.00 |
| | 18000 | ADMINISTRATION FEE | | 075 | | | | 29 07/15/2020 | | | | | 15.00 |

| | | | | | | | | | | | | | |
|--|--|--|--|--|--|--|--|---------------------|--|--|--|----|--------|
| | | | | | | | | Account Meter usage | | | | 61 | |
| | | | | | | | | Account Sewer usage | | | | | |
| | | | | | | | | Account Total | | | | | 638.50 |

| | | | | | | | | | | | | | |
|-------|-------|--------------------|------------------|-----|---|--|--|------------------------|--|----|----|----------|--------|
| 16750 | | | CAROLINA MEADOWS | | | | | 522 & 524 HAWTHORNE DR | | | | MULT FAM | 267897 |
| | 10000 | WATER SERVICE | | 075 | 2 | | | 27 07/13/2020 | | 21 | 25 | 4 | 28.00 |
| | 18000 | ADMINISTRATION FEE | | 075 | | | | 27 07/13/2020 | | | | | 15.00 |

| | | | | | | | | | | | | | |
|--|--|--|--|--|--|--|--|---------------------|--|--|--|----|--------|
| | | | | | | | | Account Meter usage | | | | 65 | |
| | | | | | | | | Account Sewer usage | | | | | |
| | | | | | | | | Account Total | | | | | 681.50 |

| | | | | | | | | | | | | | |
|-------|-------|--------------------|------------------|-----|--|--|--|--------------------|--|------|------|---------|--------|
| 16752 | | | CAROLINA MEADOWS | | | | | 506 HAWTHORNE DR A | | | | COMM SM | 267898 |
| | 10000 | WATER SERVICE | | 075 | | | | 27 07/13/2020 | | 1688 | 1688 | | .00 |
| | 18000 | ADMINISTRATION FEE | | 075 | | | | 27 07/13/2020 | | | | | 15.00 |

| | | | | | | | | | | | | | |
|--|--|--|--|--|--|--|--|---------------------|--|--|--|----|--------|
| | | | | | | | | Account Meter usage | | | | 65 | |
| | | | | | | | | Account Sewer usage | | | | | |
| | | | | | | | | Account Total | | | | | 696.50 |

| | | | | | | | | | | | | | |
|-------|-------|--------------------|------------------|-----|---|--|--|------------------------|--|------|------|----------|--------|
| 16802 | | | CAROLINA MEADOWS | | | | | 501 & 503 HAWTHORNE DR | | | | MULT FAM | 267919 |
| | 10000 | WATER SERVICE | | 075 | 2 | | | 27 07/13/2020 | | 5134 | 5147 | 13 | 95.50 |
| | 18000 | ADMINISTRATION FEE | | 075 | | | | 27 07/13/2020 | | | | | 15.00 |

| | | | | | | | | | | | | | |
|--|--|--|--|--|--|--|--|---------------------|--|--|--|----|--------|
| | | | | | | | | Account Meter usage | | | | 78 | |
| | | | | | | | | Account Sewer usage | | | | | |
| | | | | | | | | Account Total | | | | | 807.00 |

| | | | | | | | | | | | | | |
|-------|-------|--------------------|------------------|-----|---|--|--|------------------------|--|-----|-----|----------|--------|
| 16804 | | | CAROLINA MEADOWS | | | | | 505 & 507 HAWTHORNE DR | | | | MULT FAM | 267920 |
| | 10000 | WATER SERVICE | | 075 | 2 | | | 27 07/13/2020 | | 983 | 989 | 6 | 42.00 |
| | 18000 | ADMINISTRATION FEE | | 075 | | | | 27 07/13/2020 | | | | | 15.00 |

| | | | | | | | | | | | | | |
|--|--|--|--|--|--|--|--|---------------------|--|--|--|----|--------|
| | | | | | | | | Account Meter usage | | | | 84 | |
| | | | | | | | | Account Sewer usage | | | | | |
| | | | | | | | | Account Total | | | | | 864.00 |

| | | | | | | | | | | | | | |
|-------|-------|--------------------|------------------|-----|---|--|--|------------------------|--|-----|-----|----------|--------|
| 16806 | | | CAROLINA MEADOWS | | | | | 502 & 504 HAWTHORNE DR | | | | MULT FAM | 267921 |
| | 10000 | WATER SERVICE | | 075 | 2 | | | 27 07/13/2020 | | 508 | 515 | 7 | 49.00 |
| | 18000 | ADMINISTRATION FEE | | 075 | | | | 27 07/13/2020 | | | | | 15.00 |

| | | | | | | | | | | | | | |
|--|--|--|--|--|--|--|--|---------------------|--|--|--|----|--------|
| | | | | | | | | Account Meter usage | | | | 91 | |
| | | | | | | | | Account Sewer usage | | | | | |
| | | | | | | | | Account Total | | | | | 928.00 |

| | | | | | | | | |
|-------|----------------|-------------------------------------|--------------------------------|---|---|------------|----------|---------------------------|
| 16838 | 10000 18000 | WATER SERVICE ADMINISTRATION FEE | CAROLINA MEADOWS 075 075 | 2 | 557 & 558 HAWTHORNE DR 29 07/15/2020 29 07/15/2020 | 41 58 | MULT FAM | 267935 131.00 15.00 |
| | | | | | Account Meter usage Account Sewer usage Account Total-----> | | 108 | 1,074.00 |
| 16906 | 10000 18000 | WATER SERVICE ADMINISTRATION FEE | CAROLINA MEADOWS 075 075 | | 526 & 528 HAWTHORNE DR 29 07/15/2020 29 07/15/2020 | 36 43 | RES | 267966 52.00 15.00 |
| | | | | | Account Meter usage Account Sewer usage Account Total-----> | | 115 | 1,141.00 |
| 16910 | 10000 18000 | WATER SERVICE ADMINISTRATION FEE | CAROLINA MEADOWS 075 075 | | 538 & 540 HAWTHORNE DR 29 07/15/2020 29 07/15/2020 | 22 27 | RES | 267967 35.00 15.00 |
| | | | | | Account Meter usage Account Sewer usage Account Total-----> | | 120 | 1,191.00 |
| 16914 | 10000 18000 | WATER SERVICE ADMINISTRATION FEE | CAROLINA MEADOWS 075 075 | | 529 HAWTHORNE DR 37 29 07/15/2020 29 07/15/2020 | 39 52 | RES | 267968 110.50 15.00 |
| | | | | | Account Meter usage Account Sewer usage Account Total-----> | | 133 | 1,316.50 |
| 16998 | 10000 18000 | WATER SERVICE ADMINISTRATION FEE | CAROLINA MEADOWS 075 075 | 2 | 530 & 532 HAWTHORNE DR 27 07/13/2020 27 07/13/2020 | 722 724 | MULT FAM | 268003 14.00 15.00 |
| | | | | | Account Meter usage Account Sewer usage Account Total-----> | | 135 | 1,345.50 |
| 17000 | 10000 18000 | WATER SERVICE ADMINISTRATION FEE | CAROLINA MEADOWS 075 075 | 2 | 534 & 536 HAWTHORNE DR 27 07/13/2020 27 07/13/2020 | 47 49 | MULT FAM | 268004 14.00 15.00 |
| | | | | | Account Meter usage Account Sewer usage Account Total-----> | | 137 | 1,374.50 |



CHATHAM
COUNTY
North Carolina

07/31/2020 09:01
tracey.wilkie

Run: BR Commit: BR0820
Primary Account: 3654

Detail For Primary
UB Charges

CHATHAM COUNTY - MUNIS LIVE
Group Statement

Begin: 07/01/2020 End: 07/31/2020 Bill date: 08/01/2020

District: CHAPEL HIL

Account Chg Cd Description Name Mtr Size Winter Bill Units Qtr Use Days Rd Date Prev Rd Curr Rd Acct Type Usage Amount Total

17088 CAROLINA MEADOWS 075 075 535 HAWTHORNE DR 39/40 29 07/15/2020 42 62 20 268043

18000 WATER SERVICE 075 29 07/15/2020 42 62 20 180.50

18000 ADMINISTRATION FEE 075 29 07/15/2020 42 62 20 15.00

Account Meter usage 157

Account Sewer usage

Account Total-----> 1,570.00

17212 CAROLINA MEADOWS 075 075 537 & 539 HAWTHORNE DR 29 07/15/2020 20 24 4 268097

18000 WATER SERVICE 075 29 07/15/2020 20 24 4 28.00

18000 ADMINISTRATION FEE 075 29 07/15/2020 20 24 4 15.00

Account Meter usage 161

Account Sewer usage

Account Total-----> 1,613.00

17324 CAROLINA MEADOWS 075 075 545 & 547 HAWTHORNE DR 29 07/15/2020 7 10 3 268149

18000 WATER SERVICE 075 29 07/15/2020 7 10 3 21.00

18000 ADMINISTRATION FEE 075 29 07/15/2020 7 10 3 15.00

Account Meter usage 164

Account Sewer usage

Account Total-----> 1,649.00

17326 CAROLINA MEADOWS 075 075 549 & 551 HAWTHORNE DR 27 07/13/2020 1001 1005 4 268150

18000 WATER SERVICE 075 27 07/13/2020 1001 1005 4 28.00

18000 ADMINISTRATION FEE 075 27 07/13/2020 1001 1005 4 15.00

Account Meter usage 168

Account Sewer usage

Account Total-----> 1,692.00

17328 CAROLINA MEADOWS 075 075 553 & 555 HAWTHORNE DR 29 07/15/2020 25 32 7 268151

18000 WATER SERVICE 075 29 07/15/2020 25 32 7 52.00

18000 ADMINISTRATION FEE 075 29 07/15/2020 25 32 7 15.00

Account Meter usage 175

Account Sewer usage

Account Total-----> 1,759.00

17458 CAROLINA MEADOWS 075 075 541 & 543 HAWTHORNE DR 29 07/15/2020 29 34 5 268211

18000 WATER SERVICE 075 29 07/15/2020 29 34 5 35.00

18000 ADMINISTRATION FEE 075 29 07/15/2020 29 34 5 15.00

Account Meter usage 180

Account Sewer usage

Account Total-----> 1,809.00

07/31/2020 09:01
tracey.wilkie

CHATHAM COUNTY - MUNIS LIVE
Group Statement

Detail For Primary
UB Charges

Run: BR Commit: BR0820

Primary Account: 3654

Begin: 07/01/2020 End: 07/31/2020 Bill date: 08/01/2020

CAROLINA MEADOWS

District: CHAPEL HIL

| Account | Chg Cd | Description | Name | Mtr Size | Winter Units | Bill Qtr | Street Address | Rd | Days | Prev Rd | Curr Rd | Acct Type | Usage | Amount | Bill # | Total |
|---------|--------|--------------------|------------------|----------|--------------|----------|------------------------|----|------|---------|---------|-----------|-------|----------|--------|-------|
| 17460 | | | CAROLINA MEADOWS | | | | 550 & 552 HAWTHORNE DR | | | | | MULT FAM | | 268212 | | |
| | 10000 | WATER SERVICE | | 075 | | | 29 07/15/2020 | | | 40 | 62 | 22 | | 200.50 | | |
| | 18000 | ADMINISTRATION FEE | | 075 | | | 29 07/15/2020 | | | | | | | 15.00 | | |
| | | | | | | | Account Meter usage | | | | | 202 | | | | |
| | | | | | | | Account Sewer usage | | | | | | | | | |
| | | | | | | | Account Total | | | | | | | 2,024.50 | | |
| 17624 | | | CAROLINA MEADOWS | | | | 546 & 548 HAWTHORNE DR | | | | | MULT FAM | | 268276 | | |
| | 10000 | WATER SERVICE | | 075 | 2 | | 29 07/15/2020 | | | 70 | 75 | 5 | | 35.00 | | |
| | 18000 | ADMINISTRATION FEE | | 075 | | | 29 07/15/2020 | | | | | | | 15.00 | | |
| | | | | | | | Account Meter usage | | | | | 207 | | | | |
| | | | | | | | Account Sewer usage | | | | | | | | | |
| | | | | | | | Account Total | | | | | | | 2,074.50 | | |
| 17794 | | | CAROLINA MEADOWS | | | | 556 HAWTHORNE DR 53/54 | | | | | MULT FAM | | 268355 | | |
| | 10000 | WATER SERVICE | | 075 | 2 | | 29 07/15/2020 | | | 29 | 32 | 3 | | 21.00 | | |
| | 18000 | ADMINISTRATION FEE | | 075 | | | 29 07/15/2020 | | | | | | | 15.00 | | |
| | | | | | | | Account Meter usage | | | | | 210 | | | | |
| | | | | | | | Account Sewer usage | | | | | | | | | |
| | | | | | | | Account Total | | | | | | | 2,110.50 | | |
| 3596 | | | CAROLINA MEADOWS | | | | 126 OAK LN | | | | | RES | | 262717 | | |
| | 10000 | WATER SERVICE | | 075 | | | 27 07/13/2020 | | | 807 | 809 | 2 | | 14.00 | | |
| | 18000 | ADMINISTRATION FEE | | 075 | | | 27 07/13/2020 | | | | | | | 15.00 | | |
| | | | | | | | Account Meter usage | | | | | 212 | | | | |
| | | | | | | | Account Sewer usage | | | | | | | | | |
| | | | | | | | Account Total | | | | | | | 2,139.50 | | |
| 3598 | | | CAROLINA MEADOWS | | | | 259 PEARTREE CIR | | | | | RES | | 262718 | | |
| | 10000 | WATER SERVICE | | 075 | | | 27 07/13/2020 | | | 1050 | 1050 | | | .00 | | |
| | 18000 | ADMINISTRATION FEE | | 075 | | | 27 07/13/2020 | | | | | | | 15.00 | | |
| | | | | | | | Account Meter usage | | | | | 212 | | | | |
| | | | | | | | Account Sewer usage | | | | | | | | | |
| | | | | | | | Account Total | | | | | | | 2,154.50 | | |
| 3600 | | | CAROLINA MEADOWS | | | | 127 OAK LN | | | | | RES | | 262719 | | |
| | 10000 | WATER SERVICE | | 075 | | | 27 07/13/2020 | | | 1553 | 1557 | 4 | | 28.00 | | |
| | 18000 | ADMINISTRATION FEE | | 075 | | | 27 07/13/2020 | | | | | | | 15.00 | | |
| | | | | | | | Account Meter usage | | | | | 216 | | | | |
| | | | | | | | Account Sewer usage | | | | | | | | | |
| | | | | | | | Account Total | | | | | | | 2,197.50 | | |



CHATHAM
COUNTY
North Carolina

07/31/2020 09:01
tracey.wilkie

CHATHAM COUNTY - MUNIS LIVE
Group Statement

Run: BR Commit: BR0820

Primary Account: 3654

Detail For Primary
UB Charges

Begin: 07/01/2020 End: 07/31/2020 Bill date: 08/01/2020

District: CHAPEL HIL

Account Chg Cd Description Name Mtr Size Winter Units Bill Street Address Rd Date Prev Rd Curr Rd Acct Type Usage Amount Total Bill #

3602 CAROLINA MEADOWS

10000 WATER SERVICE 075

18000 ADMINISTRATION FEE 075

Account Meter usage 216

Account Sewer usage

Account Total-----> 2,212.50

128 OAK LN RES

27 07/13/2020 109 109

27 07/13/2020

Account Meter usage 216

Account Sewer usage

Account Total-----> 2,227.50

255 MAPLE LN RES

27 07/13/2020 1555 1557

27 07/13/2020

Account Meter usage 218

Account Sewer usage

Account Total-----> 2,256.50

0 CAROLINA MEADOWS HLTH CEN MULT FAM

27 07/13/2020 57097 57105

27 07/13/2020

Account Meter usage 226

Account Sewer usage

Account Total-----> 2,327.50

0 APPLETREE LN CROQU COMM SM

27 07/13/2020 6519 6520

27 07/13/2020

Account Meter usage 227

Account Sewer usage

Account Total-----> 2,349.50

0 APPLETREE LN PUMP COMM SM

27 07/13/2020 401 401

27 07/13/2020

Account Meter usage 227

Account Sewer usage

Account Total-----> 2,364.50



Run: BR Commit: BR0820

Primary Account: 3654

Account

Detail For Primary
UB Charges

Begin: 07/01/2020 End: 07/31/2020 Bill date: 08/01/2020

District: CHAPEL HIL

Bill #
8
utstmrp

| Chg Cd | Description | Name | Mtr Size | Winter Units | Bill Qtr | Street Address | Rd | Date | Prev Rd | Curr Rd | Acct Type Usage | Amount | Bill # |
|--------|--------------------------|------------------|----------|--------------|----------|---------------------------|----|------|---------|---------|-----------------|----------|--------|
| 3614 | 10000 WATER SERVICE | CAROLINA MEADOWS | 075 | | | 129 OAK LN | | | | | RES | 262726 | |
| | 18000 ADMINISTRATION FEE | | 075 | | | 27 07/13/2020 | | | 396 | 398 | | 14.00 | |
| | | | | | | 27 07/13/2020 | | | | | | 15.00 | |
| | | | | | | Account Meter usage | | | | | 229 | | |
| | | | | | | Account Sewer usage | | | | | | | |
| | | | | | | Account Total | | | | | | 2,393.50 | |
| 3616 | | CAROLINA MEADOWS | | | | 0 APPLETREE LN GOLF2 | | | | | COMM SM | 262727 | |
| | 10000 WATER SERVICE | | 200 | | | 27 07/13/2020 | | | 10984 | 10991 | | 150.50 | |
| | 10000 WATER SERVICE | | 200 | | | 27 07/13/2020 | | | 2950 | 2960 | | .00 | |
| | 18000 ADMINISTRATION FEE | | 200 | | | 27 07/13/2020 | | | | | 10 | 15.00 | |
| | | | | | | Account Meter usage | | | | | 246 | | |
| | | | | | | Account Sewer usage | | | | | | | |
| | | | | | | Account Total | | | | | | 2,559.00 | |
| 3618 | | CAROLINA MEADOWS | | | | 0 CAROLINA MEADOWS BLDG 6 | | | | | MULT FAM | 262728 | |
| | 10000 WATER SERVICE | | 075 | | 27 | 27 07/13/2020 | | | 11615 | 11653 | | 266.00 | |
| | 18000 ADMINISTRATION FEE | | 075 | | | 27 07/13/2020 | | | | | 38 | 15.00 | |
| | | | | | | Account Meter usage | | | | | 284 | | |
| | | | | | | Account Sewer usage | | | | | | | |
| | | | | | | Account Total | | | | | | 2,840.00 | |
| 3620 | | CAROLINA MEADOWS | | | | 130 OAK LN | | | | | RES | 262729 | |
| | 10000 WATER SERVICE | | 075 | | | 27 07/13/2020 | | | 2118 | 2120 | | 14.00 | |
| | 18000 ADMINISTRATION FEE | | 075 | | | 27 07/13/2020 | | | | | | 15.00 | |
| | | | | | | Account Meter usage | | | | | 286 | | |
| | | | | | | Account Sewer usage | | | | | | | |
| | | | | | | Account Total | | | | | | 2,869.00 | |
| 3622 | | CAROLINA MEADOWS | | | | 0 CAROLINA MEADOWS TENNIS | | | | | COMM SM | 262730 | |
| | 10000 WATER SERVICE | | 300 | | | 27 07/13/2020 | | | 15830 | 15872 | | 400.50 | |
| | 18000 ADMINISTRATION FEE | | 300 | | | 27 07/13/2020 | | | | | 42 | 15.00 | |
| | | | | | | Account Meter usage | | | | | 328 | | |
| | | | | | | Account Sewer usage | | | | | | | |
| | | | | | | Account Total | | | | | | 3,284.50 | |
| 3624 | | CAROLINA MEADOWS | | | | 204 APPLETREE LN | | | | | RES | 262731 | |
| | 10000 WATER SERVICE | | 075 | | | 27 07/13/2020 | | | 960 | 960 | | .00 | |
| | 18000 ADMINISTRATION FEE | | 075 | | | 27 07/13/2020 | | | | | | 15.00 | |
| | | | | | | Account Meter usage | | | | | 328 | | |
| | | | | | | Account Sewer usage | | | | | | | |
| | | | | | | Account Total | | | | | | 3,284.50 | |



| | | | | | | | | | | | | | | | | |
|------|-------|--------------------|--|-----|--|--|--|---------------------|--|------|------|---|--|--|---------------------|----------|
| 3626 | | CAROLINA MEADOWS | | | | | | 131 OAK LN | | | | | | | Account Total-----> | 3,299.50 |
| | 10000 | WATER SERVICE | | 075 | | | | 27 07/13/2020 | | 1264 | 1267 | 3 | | | RES | 262732 |
| | 18000 | ADMINISTRATION FEE | | 075 | | | | 27 07/13/2020 | | | | | | | | 21.00 |
| | | | | | | | | Account Meter usage | | | | | | | | 15.00 |
| | | | | | | | | Account Sewer usage | | | | | | | | |
| | | | | | | | | Account Total-----> | | | | | | | | 3,335.50 |
| 3628 | | MARCUS, ROSALIE | | | | | | 249 APPLETREE LN | | | | | | | RES | 262733 |
| | 10000 | WATER SERVICE | | 075 | | | | 27 07/13/2020 | | 619 | 620 | 1 | | | | 7.00 |
| | 18000 | ADMINISTRATION FEE | | 075 | | | | 27 07/13/2020 | | | | | | | | 15.00 |
| | | | | | | | | Account Meter usage | | | | | | | | |
| | | | | | | | | Account Sewer usage | | | | | | | | |
| | | | | | | | | Account Total-----> | | | | | | | | 3,357.50 |
| 3630 | | CAROLINA MEADOWS | | | | | | 283 PEARTREE CIR | | | | | | | RES | 262734 |
| | 10000 | WATER SERVICE | | 075 | | | | 27 07/13/2020 | | 1264 | 1265 | 1 | | | | 7.00 |
| | 18000 | ADMINISTRATION FEE | | 075 | | | | 27 07/13/2020 | | | | | | | | 15.00 |
| | | | | | | | | Account Meter usage | | | | | | | | |
| | | | | | | | | Account Sewer usage | | | | | | | | |
| | | | | | | | | Account Total-----> | | | | | | | | 3,379.50 |
| 3632 | | CAROLINA MEADOWS | | | | | | 132 OAK LN | | | | | | | RES | 262735 |
| | 10000 | WATER SERVICE | | 075 | | | | 27 07/13/2020 | | 728 | 730 | 2 | | | | 14.00 |
| | 18000 | ADMINISTRATION FEE | | 075 | | | | 27 07/13/2020 | | | | | | | | 15.00 |
| | | | | | | | | Account Meter usage | | | | | | | | |
| | | | | | | | | Account Sewer usage | | | | | | | | |
| | | | | | | | | Account Total-----> | | | | | | | | 3,408.50 |
| 3634 | | CAROLINA MEADOWS | | | | | | 284 PEARTREE CIR | | | | | | | RES | 262736 |
| | 10000 | WATER SERVICE | | 075 | | | | 27 07/13/2020 | | 42 | 47 | 5 | | | | 35.00 |
| | 18000 | ADMINISTRATION FEE | | 075 | | | | 27 07/13/2020 | | | | | | | | 15.00 |
| | | | | | | | | Account Meter usage | | | | | | | | |
| | | | | | | | | Account Sewer usage | | | | | | | | |
| | | | | | | | | Account Total-----> | | | | | | | | 3,458.50 |
| 3636 | | CAROLINA MEADOWS | | | | | | 285 PEARTREE CIR | | | | | | | RES | 262737 |
| | 10000 | WATER SERVICE | | 075 | | | | 27 07/13/2020 | | 996 | 996 | | | | | .00 |
| | 18000 | ADMINISTRATION FEE | | 075 | | | | 27 07/13/2020 | | | | | | | | 15.00 |
| | | | | | | | | Account Meter usage | | | | | | | | |
| | | | | | | | | Account Sewer usage | | | | | | | | |
| | | | | | | | | Account Total-----> | | | | | | | | |



07/31/2020 09:01
tracey.wilkie

CHATHAM COUNTY - MUNIS LIVE
Group Statement

Detail For Primary
UB Charges

Run: BR Commit: BR0820

Primary Account: 3654

Begin: 07/01/2020 End: 07/31/2020 Bill date: 08/01/2020

CAROLINA MEADOWS

District: CHAPEL HILL

| Account | Chg Cd | Description | Name | Mtr Size | Units | Qtr | Use | Days | Rd | Date | Prev Rd | Curr Rd | Acct Type | Usage | Amount | Bill # | Total |
|---------|--------|-------------|------|----------|-------|-----|-----|------|----|------|---------|---------|-----------|-------|--------|--------|-------|
|---------|--------|-------------|------|----------|-------|-----|-----|------|----|------|---------|---------|-----------|-------|--------|--------|-------|

Account Total-----> 3,473.50

133 OAK LN RES 262738

| | | | | | | | | | | | | | | | | | |
|-------|--|--------------------|--|-----|--|--|--|--|--|--|------|------|--|---|--|-------|--|
| 10000 | | WATER SERVICE | | 075 | | | | | | | 1820 | 1822 | | 2 | | 14.00 | |
| 18000 | | ADMINISTRATION FEE | | 075 | | | | | | | | | | | | 15.00 | |

Account Meter usage 342
Account Sewer usage
Account Total-----> 3,502.50

135 OAK LN RES 262739

| | | | | | | | | | | | | | | | | | |
|-------|--|--------------------|--|-----|--|--|--|--|--|--|------|------|--|---|--|-------|--|
| 10000 | | WATER SERVICE | | 075 | | | | | | | 1826 | 1834 | | 8 | | 60.50 | |
| 18000 | | ADMINISTRATION FEE | | 075 | | | | | | | | | | | | 15.00 | |

Account Meter usage 350
Account Sewer usage
Account Total-----> 3,578.00

303 MAGNOLIA DR RES 262740

| | | | | | | | | | | | | | | | | | |
|-------|--|--------------------|--|-----|--|--|--|--|--|--|------|------|--|---|--|-------|--|
| 10000 | | WATER SERVICE | | 075 | | | | | | | 1339 | 1344 | | 5 | | 35.00 | |
| 18000 | | ADMINISTRATION FEE | | 075 | | | | | | | | | | | | 15.00 | |

Account Meter usage 355
Account Sewer usage
Account Total-----> 3,628.00

304 MAGNOLIA DR RES 262741

| | | | | | | | | | | | | | | | | | |
|-------|--|--------------------|--|-----|--|--|--|--|--|--|-----|-----|--|---|--|-------|--|
| 10000 | | WATER SERVICE | | 075 | | | | | | | 780 | 785 | | 5 | | 35.00 | |
| 18000 | | ADMINISTRATION FEE | | 075 | | | | | | | | | | | | 15.00 | |

Account Meter usage 360
Account Sewer usage
Account Total-----> 3,678.00

136 OAK LN RES 262742

| | | | | | | | | | | | | | | | | | |
|-------|--|--------------------|--|-----|--|--|--|--|--|--|-----|-----|--|---|--|-------|--|
| 10000 | | WATER SERVICE | | 075 | | | | | | | 867 | 869 | | 2 | | 14.00 | |
| 18000 | | ADMINISTRATION FEE | | 075 | | | | | | | | | | | | 15.00 | |

Account Meter usage 362
Account Sewer usage
Account Total-----> 3,707.00

305 MAGNOLIA DR RES 262743

| | | | | | | | | | | | | | | | | | |
|-------|--|--------------------|--|-----|--|--|--|--|--|--|------|------|--|---|--|-------|--|
| 10000 | | WATER SERVICE | | 075 | | | | | | | 1299 | 1300 | | 1 | | 7.00 | |
| 18000 | | ADMINISTRATION FEE | | 075 | | | | | | | | | | | | 15.00 | |

Account Meter usage 363
Account Sewer usage

07/31/2020 09:01
tracey.wilkie

CHATHAM COUNTY - MUNIS LIVE
Group Statement

Detail For Primary
UB Charges

Run: BR Commit: BR0820

Primary Account: 3654

Begin: 07/01/2020 End: 07/31/2020 Bill date: 08/01/2020

CAROLINA MEADOWS

District: CHAPEL HIL

| Account | Chg Cd | Description | Name | Mtr Size | Winter | Bill | Street Address | Rd Date | Prev Rd | Curr Rd | Acct Type | Usage | Amount | Bill # | Total |
|---------|--------|--------------------|------------------|----------|--------|------|-------------------------------|---------|---------|---------|-----------|-------|----------|--------|-------|
| 3650 | | | CAROLINA MEADOWS | | | | | | | | | | | | |
| | 10000 | WATER SERVICE | | 075 | | | 306 MAGNOLIA DR | | | | RES | | 3,729.00 | | |
| | 18000 | ADMINISTRATION FEE | | 075 | | | 27 07/13/2020 | | 889 | 891 | | 2 | 262744 | | |
| | | | | | | | 27 07/13/2020 | | | | | | 14.00 | | |
| | | | | | | | Account Meter usage | | | | | | 15.00 | | |
| | | | | | | | Account Sewer usage | | | | | | | | |
| | | | | | | | Account Total | | | | | | 3,758.00 | | |
| 3652 | | | CAROLINA MEADOWS | | | | 137 OAK LN | | | | RES | | 262745 | | |
| | 10000 | WATER SERVICE | | 075 | | | 27 07/13/2020 | | 1308 | 1311 | | 3 | 21.00 | | |
| | 18000 | ADMINISTRATION FEE | | 075 | | | 27 07/13/2020 | | | | | | 15.00 | | |
| | | | | | | | Account Meter usage | | | | | | | | |
| | | | | | | | Account Sewer usage | | | | | | | | |
| | | | | | | | Account Total | | | | | | 3,794.00 | | |
| 3654 | | | CAROLINA MEADOWS | | | | 0 MASTER ACCOUNT CAROLINA | | | | RES | | 270157 | | |
| | 10000 | WATER SERVICE | | 075 | | | 33 07/15/2020 | | | | | | .00 | | |
| | 18000 | ADMINISTRATION FEE | | 075 | | | Account Meter usage | | | | | | 15.00 | | |
| | | | | | | | Account Sewer usage | | | | | | | | |
| | | | | | | | Account Total | | | | | | 3,809.00 | | |
| 3656 | | | CAROLINA MEADOWS | | | | 0 B CAROLINA MEADOWS MAIN BLD | | | | COMM SM | | 262746 | | |
| | 10000 | WATER SERVICE | | 075 | | | 27 07/13/2020 | | 2758 | 2759 | | 1 | 7.00 | | |
| | 18000 | ADMINISTRATION FEE | | 075 | | | 27 07/13/2020 | | | | | | 15.00 | | |
| | | | | | | | Account Meter usage | | | | | | | | |
| | | | | | | | Account Sewer usage | | | | | | | | |
| | | | | | | | Account Total | | | | | | 3,831.00 | | |
| 3658 | | | CAROLINA MEADOWS | | | | 0 CAROLINA MEADOWS REC CTR | | | | COMM SM | | 262747 | | |
| | 10000 | WATER SERVICE | | 300 | | | 27 07/13/2020 | | 11364 | 11377 | | 13 | 110.50 | | |
| | 18000 | ADMINISTRATION FEE | | 300 | | | 27 07/13/2020 | | | | | | 15.00 | | |
| | | | | | | | Account Meter usage | | | | | | | | |
| | | | | | | | Account Sewer usage | | | | | | | | |
| | | | | | | | Account Total | | | | | | 3,956.50 | | |
| 3660 | | | CAROLINA MEADOWS | | | | 301 PEARTREE LN | | | | RES | | 262748 | | |
| | 10000 | WATER SERVICE | | 075 | | | 27 07/13/2020 | | 1379 | 1379 | | | .00 | | |
| | 18000 | ADMINISTRATION FEE | | 075 | | | 27 07/13/2020 | | | | | | 15.00 | | |
| | | | | | | | Account Meter usage | | | | | | | | |
| | | | | | | | Account Sewer usage | | | | | | | | |
| | | | | | | | Account Total | | | | | | 3,956.50 | | |



CHATHAM COUNTY
North Carolina

CHATHAM COUNTY - MUNIS LIVE
Group Statement

Detail For Primary
UB Charges

Run: BR Commit: BR0820

Primary Account: 3654

Begin: 07/01/2020 End: 07/31/2020 Bill date: 08/01/2020

CAROLINA MEADOWS

District: CHAPEL HILL

| Account | Chg Cd | Description | Name | Mtr Size | Units | Qtr | Use | Days | Rd | Address | Prev Rd | Curr Rd | Acct Type | Usage | Amount | Bill # |
|---------|--------|-------------|------|----------|-------|-----|-----|------|----|---------|---------|---------|-----------|-------|--------|--------|
|---------|--------|-------------|------|----------|-------|-----|-----|------|----|---------|---------|---------|-----------|-------|--------|--------|

Account Total----->

3,971.50

| | | | | | | | | | | | | | | | | |
|------|--|--|------------------|--|--|--|--|--|--|------------|--|--|-----|--|--------|--|
| 3662 | | | CAROLINA MEADOWS | | | | | | | 138 OAK LN | | | RES | | 262749 | |
|------|--|--|------------------|--|--|--|--|--|--|------------|--|--|-----|--|--------|--|

| | | | | | | | | | | | | | | | | |
|-------|--|--------------------|--|-----|--|--|--|--|--|---------------|------|------|--|--|-------|--|
| 10000 | | WATER SERVICE | | 075 | | | | | | 27 07/13/2020 | 1004 | 1004 | | | .00 | |
| 18000 | | ADMINISTRATION FEE | | 075 | | | | | | 27 07/13/2020 | | | | | 15.00 | |

| | | |
|---------|-------------|-----|
| Account | Meter usage | 382 |
| Account | Sewer usage | |
| Account | Total | 382 |

3,986.50

| | | | | | | | | | | | | | | | | |
|------|--|--|------------------|--|--|--|--|--|--|-----------------|--|--|-----|--|--------|--|
| 3664 | | | CAROLINA MEADOWS | | | | | | | 302 PEARTREE LN | | | RES | | 262750 | |
|------|--|--|------------------|--|--|--|--|--|--|-----------------|--|--|-----|--|--------|--|

| | | | | | | | | | | | | | | | | |
|-------|--|--------------------|--|-----|--|--|--|--|--|---------------|------|------|--|--|-------|--|
| 10000 | | WATER SERVICE | | 075 | | | | | | 27 07/13/2020 | 1011 | 1011 | | | .00 | |
| 18000 | | ADMINISTRATION FEE | | 075 | | | | | | 27 07/13/2020 | | | | | 15.00 | |

| | | |
|---------|-------------|-----|
| Account | Meter usage | 382 |
| Account | Sewer usage | |
| Account | Total | 382 |

4,001.50

| | | | | | | | | | | | | | | | | |
|------|--|--|------------------|--|--|--|--|--|--|------------------|--|--|-----|--|--------|--|
| 3666 | | | CAROLINA MEADOWS | | | | | | | 307 HAWTHORNE DR | | | RES | | 262751 | |
|------|--|--|------------------|--|--|--|--|--|--|------------------|--|--|-----|--|--------|--|

| | | | | | | | | | | | | | | | | |
|-------|--|--------------------|--|-----|--|--|--|--|--|---------------|------|------|--|--|-------|--|
| 10000 | | WATER SERVICE | | 075 | | | | | | 27 07/13/2020 | 1063 | 1067 | | | 28.00 | |
| 18000 | | ADMINISTRATION FEE | | 075 | | | | | | 27 07/13/2020 | | | | | 15.00 | |

| | | |
|---------|-------------|-----|
| Account | Meter usage | 386 |
| Account | Sewer usage | |
| Account | Total | 386 |

4,044.50

| | | | | | | | | | | | | | | | | |
|------|--|--|------------------|--|--|--|--|--|--|--------------------|--|--|-----|--|--------|--|
| 3668 | | | CAROLINA MEADOWS | | | | | | | 308 A HAWTHORNE DR | | | RES | | 262752 | |
|------|--|--|------------------|--|--|--|--|--|--|--------------------|--|--|-----|--|--------|--|

| | | | | | | | | | | | | | | | | |
|-------|--|--------------------|--|-----|--|--|--|--|--|---------------|------|------|--|--|-------|--|
| 10000 | | WATER SERVICE | | 075 | | | | | | 27 07/13/2020 | 1091 | 1093 | | | 14.00 | |
| 18000 | | ADMINISTRATION FEE | | 075 | | | | | | 27 07/13/2020 | | | | | 15.00 | |

| | | |
|---------|-------------|-----|
| Account | Meter usage | 388 |
| Account | Sewer usage | |
| Account | Total | 388 |

4,073.50

| | | | | | | | | | | | | | | | | |
|------|--|--|------------------|--|--|--|--|--|--|-----------------|--|--|-----|--|--------|--|
| 3676 | | | CAROLINA MEADOWS | | | | | | | 318 MAGNOLIA DR | | | RES | | 262753 | |
|------|--|--|------------------|--|--|--|--|--|--|-----------------|--|--|-----|--|--------|--|

| | | | | | | | | | | | | | | | | |
|-------|--|--------------------|--|-----|--|--|--|--|--|---------------|-----|-----|--|--|-------|--|
| 10000 | | WATER SERVICE | | 075 | | | | | | 27 07/13/2020 | 965 | 965 | | | .00 | |
| 18000 | | ADMINISTRATION FEE | | 075 | | | | | | 27 07/13/2020 | | | | | 15.00 | |

| | | |
|---------|-------------|-----|
| Account | Meter usage | 388 |
| Account | Sewer usage | |
| Account | Total | 388 |

4,088.50

| | | | | | | | | | | | | | | | | |
|------|--|--|------------------|--|--|--|--|--|--|------------|--|--|-----|--|--------|--|
| 3678 | | | CAROLINA MEADOWS | | | | | | | 139 OAK LN | | | RES | | 262754 | |
|------|--|--|------------------|--|--|--|--|--|--|------------|--|--|-----|--|--------|--|

| | | | | | | | | | | | | | | | | |
|-------|--|--------------------|--|-----|--|--|--|--|--|---------------|------|------|--|--|-------|--|
| 10000 | | WATER SERVICE | | 075 | | | | | | 27 07/13/2020 | 1469 | 1470 | | | 7.00 | |
| 18000 | | ADMINISTRATION FEE | | 075 | | | | | | 27 07/13/2020 | | | | | 15.00 | |

| | | |
|---------|-------------|-----|
| Account | Meter usage | 389 |
| Account | Sewer usage | |
| Account | Total | 389 |

| | | | | | | |
|-------|-------|--------------------|------------|----------------------|------|----------|
| 3680 | | CAROLINA MEADOWS | | Account Total-----> | | 4,110.50 |
| | 10000 | WATER SERVICE | | | | |
| | 18000 | ADMINISTRATION FEE | 075 075 | 327 MAGNOLIA DR RES | | 262755 |
| | | | | 27 07/13/2020 | 1250 | 7.00 |
| | | | | 27 07/13/2020 | 1251 | 15.00 |
| | | | | Account Meter usage | | |
| | | | | Account Sewer usage | | |
| | | | | Account Total-----> | | 4,132.50 |
| 3682 | | CAROLINA MEADOWS | | | | 262756 |
| | 10000 | WATER SERVICE | 075 | | | 35.00 |
| | 18000 | ADMINISTRATION FEE | 075 | 328 MAGNOLIA DR RES | | 15.00 |
| | | | | 27 07/13/2020 | 843 | |
| | | | | 27 07/13/2020 | 848 | |
| | | | | Account Meter usage | | |
| | | | | Account Sewer usage | | |
| | | | | Account Total-----> | | 4,182.50 |
| 3684 | | CAROLINA MEADOWS | | | | 262757 |
| | 10000 | WATER SERVICE | 075 | | | 35.00 |
| | 18000 | ADMINISTRATION FEE | 075 | 309 HAWTHORNE DR RES | | 15.00 |
| | | | | 27 07/13/2020 | 791 | |
| | | | | 27 07/13/2020 | 796 | |
| | | | | Account Meter usage | | |
| | | | | Account Sewer usage | | |
| | | | | Account Total-----> | | 4,232.50 |
| 3686 | | CAROLINA MEADOWS | | | | 262758 |
| | 10000 | WATER SERVICE | 075 | | | 21.00 |
| | 18000 | ADMINISTRATION FEE | 075 | 310 HAWTHORNE DR RES | | 15.00 |
| | | | | 27 07/13/2020 | 633 | |
| | | | | 27 07/13/2020 | 636 | |
| | | | | Account Meter usage | | |
| | | | | Account Sewer usage | | |
| | | | | Account Total-----> | | 4,268.50 |
| 3688 | | CAROLINA MEADOWS | | | | 262759 |
| | 10000 | WATER SERVICE | 075 | | | 35.00 |
| | 18000 | ADMINISTRATION FEE | 075 | 140 OAK LN RES | | 15.00 |
| | | | | 27 07/13/2020 | 1607 | |
| | | | | 27 07/13/2020 | 1612 | |
| | | | | Account Meter usage | | |
| | | | | Account Sewer usage | | |
| | | | | Account Total-----> | | 4,318.50 |
| 36890 | | CAROLINA MEADOWS | | | | 262760 |
| | 10000 | WATER SERVICE | 075 | | | 14.00 |
| | 18000 | ADMINISTRATION FEE | 075 | 311 HAWTHORNE DR RES | | 15.00 |
| | | | | 27 07/13/2020 | 996 | |
| | | | | 27 07/13/2020 | 998 | |
| | | | | Account Meter usage | | |
| | | | | Account Sewer usage | | |
| | | | | Account Total-----> | | 4,410 |



CHATHAM COUNTY
North Carolina

CHATHAM COUNTY - MUNIS LIVE
Group Statement

07/31/2020 09:01
tracey.wilkie

Detail For Primary
UB Charges

Run: BR Commit: BR0820
Primary Account: 3654

CAROLINA MEADOWS

Account Chg Cd Description Name Mtr Size Units Qtr Use Days Rd Date Prev Rd Curr Rd Acct Type Usage Amount Total Bill #

Account Total-----> 4,347.50

3692 CAROLINA MEADOWS
10000 WATER SERVICE 075
18000 ADMINISTRATION FEE 075
312 HAWTHORNE DR RES 262761
27 07/13/2020 884 886 2 14.00
27 07/13/2020 15.00

Account Meter usage 412
Account Sewer usage
Account Total-----> 4,376.50

3694 CAROLINA MEADOWS
10000 WATER SERVICE 075
18000 ADMINISTRATION FEE 075
313 HAWTHORNE DR RES 262762
27 07/13/2020 1280 1281 1 7.00
27 07/13/2020 15.00

Account Meter usage 413
Account Sewer usage
Account Total-----> 4,398.50

3696 CAROLINA MEADOWS
10000 WATER SERVICE 075
18000 ADMINISTRATION FEE 075
314 HAWTHORNE DR RES 262763
27 07/13/2020 925 925 .00
27 07/13/2020 15.00

Account Meter usage 413
Account Sewer usage
Account Total-----> 4,413.50

3698 CAROLINA MEADOWS
10000 WATER SERVICE 075
18000 ADMINISTRATION FEE 075
103 OAK LN RES 262764
27 07/13/2020 377 379 2 14.00
27 07/13/2020 15.00

Account Meter usage 415
Account Sewer usage
Account Total-----> 4,442.50

3702 CAROLINA MEADOWS
10000 WATER SERVICE 075
18000 ADMINISTRATION FEE 075
319 MAGNOLIA DR RES 262765
27 07/13/2020 769 771 2 14.00
27 07/13/2020 15.00

Account Meter usage 417
Account Sewer usage
Account Total-----> 4,471.50

3704 CAROLINA MEADOWS
10000 WATER SERVICE 075
18000 ADMINISTRATION FEE 075
104 OAK LN RES 262766
27 07/13/2020 1472 1474 2 14.00
27 07/13/2020 15.00

Account Meter usage 419
Account Sewer usage



| | | | | | | | | | | | | | |
|------------------|-------|--------------------|------------------|-----|--|--|---------------------|------|------|--|-----|---------------|----------|
| CAROLINA MEADOWS | | | | | | | | | | | | | |
| 3706 | | | CAROLINA MEADOWS | | | | | | | | | Account Total | 4,500.50 |
| | 10000 | WATER SERVICE | | | | | 320 MAGNOLIA DR | | | | | | 262767 |
| | 18000 | ADMINISTRATION FEE | | 075 | | | 27 07/13/2020 | 1071 | 1073 | | 2 | | 14.00 |
| | | | | 075 | | | 27 07/13/2020 | | | | | | 15.00 |
| | | | | | | | Account Meter usage | | | | 421 | | |
| | | | | | | | Account Sewer usage | | | | | | |
| | | | | | | | Account Total | | | | | 4,529.50 | |
| 3708 | | | CAROLINA MEADOWS | | | | 335 MAGNOLIA DR | | | | | | 262768 |
| | 10000 | WATER SERVICE | | 075 | | | 27 07/13/2020 | 607 | 608 | | 1 | | 7.00 |
| | 18000 | ADMINISTRATION FEE | | 075 | | | 27 07/13/2020 | | | | | | 15.00 |
| | | | | | | | Account Meter usage | | | | 422 | | |
| | | | | | | | Account Sewer usage | | | | | | |
| | | | | | | | Account Total | | | | | 4,551.50 | |
| 3710 | | | CAROLINA MEADOWS | | | | 106 OAK LN | | | | | | 262769 |
| | 10000 | WATER SERVICE | | 075 | | | 27 07/13/2020 | 1728 | 1730 | | 2 | | 14.00 |
| | 18000 | ADMINISTRATION FEE | | 075 | | | 27 07/13/2020 | | | | | | 15.00 |
| | | | | | | | Account Meter usage | | | | 424 | | |
| | | | | | | | Account Sewer usage | | | | | | |
| | | | | | | | Account Total | | | | | 4,580.50 | |
| 3712 | | | CAROLINA MEADOWS | | | | 336 MAGNOLIA DR | | | | | | 262770 |
| | 10000 | WATER SERVICE | | 075 | | | 27 07/13/2020 | 1152 | 1152 | | | | .00 |
| | 18000 | ADMINISTRATION FEE | | 075 | | | 27 07/13/2020 | | | | | | 15.00 |
| | | | | | | | Account Meter usage | | | | 424 | | |
| | | | | | | | Account Sewer usage | | | | | | |
| | | | | | | | Account Total | | | | | 4,595.50 | |
| 3714 | | | CAROLINA MEADOWS | | | | 337 MAGNOLIA DR | | | | | | 262771 |
| | 10000 | WATER SERVICE | | 075 | | | 27 07/13/2020 | 625 | 629 | | 4 | | 28.00 |
| | 18000 | ADMINISTRATION FEE | | 075 | | | 27 07/13/2020 | | | | | | 15.00 |
| | | | | | | | Account Meter usage | | | | 428 | | |
| | | | | | | | Account Sewer usage | | | | | | |
| | | | | | | | Account Total | | | | | 4,638.50 | |
| 3716 | | | CAROLINA MEADOWS | | | | 105 OAK LN | | | | | | 262772 |
| | 10000 | WATER SERVICE | | 075 | | | 27 07/13/2020 | 1274 | 1275 | | 1 | | 7.00 |
| | 18000 | ADMINISTRATION FEE | | 075 | | | 27 07/13/2020 | | | | | | 15.00 |
| | | | | | | | Account Meter usage | | | | 429 | | |
| | | | | | | | Account Sewer usage | | | | | | |

07/31/2020 09:01
tracey.wilkie

CHATHAM COUNTY - MUNIS LIVE
Group Statement

Detail For Primary
UB Charges

Run: BR Commit: BR0820

Primary Account: 3654

Begin: 07/01/2020 End: 07/31/2020 Bill date: 08/01/2020

CAROLINA MEADOWS

District: CHAPEL HIL

| Account | Chg Cd | Description | Name | Mtr Size | Winter Units | Bill Qtr | Street Address | Rd | Prev Rd | Curr Rd | Acct Type | Usage | Amount | Bill # |
|---------|--------|-------------|------|----------|--------------|----------|----------------|----|---------|---------|-----------|-------|--------|--------|
|---------|--------|-------------|------|----------|--------------|----------|----------------|----|---------|---------|-----------|-------|--------|--------|

| | | | | | | | | | | | | | | |
|------|-------|--------------------|------------------|-----|--|--|---------------------|--|------|------|-----|-----|----------|--------|
| 3718 | | | CAROLINA MEADOWS | | | | 338 MAGNOLIA DR | | | | RES | | 4,660.50 | 262773 |
| | 10000 | WATER SERVICE | | 075 | | | 27 07/13/2020 | | 1137 | 1142 | | 5 | 35.00 | |
| | 18000 | ADMINISTRATION FEE | | 075 | | | 27 07/13/2020 | | | | | | 15.00 | |
| | | | | | | | Account Meter usage | | | | | 434 | | |
| | | | | | | | Account Sewer usage | | | | | | | |
| | | | | | | | Account Total | | | | | | 4,710.50 | |

| | | | | | | | | | | | | | | |
|------|-------|--------------------|------------------|-----|--|--|---------------------|--|------|------|-----|-----|----------|--|
| 3720 | | | CAROLINA MEADOWS | | | | 107 OAK LN | | | | RES | | 262774 | |
| | 10000 | WATER SERVICE | | 075 | | | 27 07/13/2020 | | 1172 | 1172 | | | .00 | |
| | 18000 | ADMINISTRATION FEE | | 075 | | | 27 07/13/2020 | | | | | | 15.00 | |
| | | | | | | | Account Meter usage | | | | | 434 | | |
| | | | | | | | Account Sewer usage | | | | | | | |
| | | | | | | | Account Total | | | | | | 4,725.50 | |

| | | | | | | | | | | | | | | |
|------|-------|--------------------|------------------|-----|--|--|---------------------|--|-----|-----|-----|-----|----------|--|
| 3722 | | | CAROLINA MEADOWS | | | | 334 MAGNOLIA DR | | | | RES | | 262775 | |
| | 10000 | WATER SERVICE | | 075 | | | 27 07/13/2020 | | 695 | 699 | | 4 | 28.00 | |
| | 18000 | ADMINISTRATION FEE | | 075 | | | 27 07/13/2020 | | | | | | 15.00 | |
| | | | | | | | Account Meter usage | | | | | 438 | | |
| | | | | | | | Account Sewer usage | | | | | | | |
| | | | | | | | Account Total | | | | | | 4,768.50 | |

| | | | | | | | | | | | | | | |
|------|-------|--------------------|------------------|-----|--|--|---------------------|--|------|------|-----|-----|----------|--|
| 3724 | | | CAROLINA MEADOWS | | | | 333 MAGNOLIA DR | | | | RES | | 262776 | |
| | 10000 | WATER SERVICE | | 075 | | | 27 07/13/2020 | | 1671 | 1676 | | 5 | 35.00 | |
| | 18000 | ADMINISTRATION FEE | | 075 | | | 27 07/13/2020 | | | | | | 15.00 | |
| | | | | | | | Account Meter usage | | | | | 443 | | |
| | | | | | | | Account Sewer usage | | | | | | | |
| | | | | | | | Account Total | | | | | | 4,818.50 | |

| | | | | | | | | | | | | | | |
|------|-------|--------------------|------------------|-----|--|--|---------------------|--|-----|-----|-----|-----|----------|--|
| 3728 | | | CAROLINA MEADOWS | | | | 108 OAK LN | | | | RES | | 262778 | |
| | 10000 | WATER SERVICE | | 075 | | | 27 07/13/2020 | | 911 | 911 | | | .00 | |
| | 18000 | ADMINISTRATION FEE | | 075 | | | 27 07/13/2020 | | | | | | 15.00 | |
| | | | | | | | Account Meter usage | | | | | 443 | | |
| | | | | | | | Account Sewer usage | | | | | | | |
| | | | | | | | Account Total | | | | | | 4,833.50 | |

| | | | | | | | | | | | | | | |
|------|-------|--------------------|------------------|-----|--|--|---------------------|--|-----|-----|-----|-----|----------|--|
| 3730 | | | CAROLINA MEADOWS | | | | 331 MAGNOLIA DR | | | | RES | | 262779 | |
| | 10000 | WATER SERVICE | | 075 | | | 27 07/13/2020 | | 609 | 609 | | | .00 | |
| | 18000 | ADMINISTRATION FEE | | 075 | | | 27 07/13/2020 | | | | | | 15.00 | |
| | | | | | | | Account Meter usage | | | | | 443 | | |
| | | | | | | | Account Sewer usage | | | | | | | |
| | | | | | | | Account Total | | | | | | 4,833.50 | |



CHATHAM COUNTY
North Carolina

CHATHAM COUNTY - MUNIS LIVE
Group Statement

07/31/2020 09:01
tracey.wilkie

Detail For Primary
UB Charges

Run: BR Commit: BR0820
Primary Account: 3654

CAROLINA MEADOWS

District: CHAPEL HIL

| Account | Chg Cd | Description | Name | Winter | Bill | Street Address | Rd | Date | Prev Rd | Curr Rd | Acct Type | Usage | Amount | Bill # |
|---------|--------|-------------|------|--------|------|----------------|----|------|---------|---------|-----------|-------|--------|--------|
|---------|--------|-------------|------|--------|------|----------------|----|------|---------|---------|-----------|-------|--------|--------|

| | | | | | | | | | | | | | | |
|------|--|--|------------------|--|--|-----------------|--|--|--|--|-----|--|----------|--------|
| 3732 | | | CAROLINA MEADOWS | | | 332 MAGNOLIA DR | | | | | RES | | 4,848.50 | 262780 |
|------|--|--|------------------|--|--|-----------------|--|--|--|--|-----|--|----------|--------|

| | | | | | | | | | | | | | | |
|-------|--|--------------------|--|-----|--|---------------|--|--|------|------|--|---|-------|--|
| 10000 | | WATER SERVICE | | 075 | | 27 07/13/2020 | | | 1069 | 1070 | | 1 | 7.00 | |
| 18000 | | ADMINISTRATION FEE | | 075 | | 27 07/13/2020 | | | | | | | 15.00 | |

| | | | | | | | | | | | | | | |
|--|--|--|--|--|--|---------------------|--|--|--|--|--|-----|----------|--|
| | | | | | | Account Meter usage | | | | | | 444 | | |
| | | | | | | Account Sewer usage | | | | | | | | |
| | | | | | | Account Total | | | | | | | 4,870.50 | |

| | | | | | | | | | | | | | | |
|------|--|--|------------------|--|--|------------|--|--|--|--|-----|--|--------|--|
| 3734 | | | CAROLINA MEADOWS | | | 109 OAK LN | | | | | RES | | 262781 | |
|------|--|--|------------------|--|--|------------|--|--|--|--|-----|--|--------|--|

| | | | | | | | | | | | | | | |
|-------|--|--------------------|--|-----|--|---------------|--|--|----|----|--|--|-------|--|
| 10000 | | WATER SERVICE | | 075 | | 27 07/13/2020 | | | 25 | 25 | | | .00 | |
| 18000 | | ADMINISTRATION FEE | | 075 | | 27 07/13/2020 | | | | | | | 15.00 | |

| | | | | | | | | | | | | | | |
|--|--|--|--|--|--|---------------------|--|--|--|--|--|-----|----------|--|
| | | | | | | Account Meter usage | | | | | | 444 | | |
| | | | | | | Account Sewer usage | | | | | | | | |
| | | | | | | Account Total | | | | | | | 4,885.50 | |

| | | | | | | | | | | | | | | |
|------|--|--|------------------|--|--|-----------------|--|--|--|--|-----|--|--------|--|
| 3736 | | | CAROLINA MEADOWS | | | 321 MAGNOLIA DR | | | | | RES | | 262782 | |
|------|--|--|------------------|--|--|-----------------|--|--|--|--|-----|--|--------|--|

| | | | | | | | | | | | | | | |
|-------|--|--------------------|--|-----|--|---------------|--|--|-----|-----|--|---|-------|--|
| 10000 | | WATER SERVICE | | 075 | | 27 07/13/2020 | | | 919 | 919 | | 1 | .00 | |
| 18000 | | ADMINISTRATION FEE | | 075 | | 27 07/13/2020 | | | | | | | 15.00 | |

| | | | | | | | | | | | | | | |
|--|--|--|--|--|--|---------------------|--|--|--|--|--|-----|----------|--|
| | | | | | | Account Meter usage | | | | | | 444 | | |
| | | | | | | Account Sewer usage | | | | | | | | |
| | | | | | | Account Total | | | | | | | 4,900.50 | |

| | | | | | | | | | | | | | | |
|------|--|--|------------------|--|--|-----------------|--|--|--|--|-----|--|--------|--|
| 3738 | | | CAROLINA MEADOWS | | | 322 MAGNOLIA DR | | | | | RES | | 262783 | |
|------|--|--|------------------|--|--|-----------------|--|--|--|--|-----|--|--------|--|

| | | | | | | | | | | | | | | |
|-------|--|--------------------|--|-----|--|---------------|--|--|------|------|--|---|-------|--|
| 10000 | | WATER SERVICE | | 075 | | 27 07/13/2020 | | | 1029 | 1030 | | 1 | 7.00 | |
| 18000 | | ADMINISTRATION FEE | | 075 | | 27 07/13/2020 | | | | | | | 15.00 | |

| | | | | | | | | | | | | | | |
|--|--|--|--|--|--|---------------------|--|--|--|--|--|-----|----------|--|
| | | | | | | Account Meter usage | | | | | | 445 | | |
| | | | | | | Account Sewer usage | | | | | | | | |
| | | | | | | Account Total | | | | | | | 4,922.50 | |

| | | | | | | | | | | | | | | |
|------|--|--|------------------|--|--|------------|--|--|--|--|-----|--|--------|--|
| 3740 | | | CAROLINA MEADOWS | | | 110 OAK LN | | | | | RES | | 262784 | |
|------|--|--|------------------|--|--|------------|--|--|--|--|-----|--|--------|--|

| | | | | | | | | | | | | | | |
|-------|--|--------------------|--|-----|--|---------------|--|--|-----|-----|--|---|-------|--|
| 10000 | | WATER SERVICE | | 075 | | 27 07/13/2020 | | | 667 | 670 | | 3 | 21.00 | |
| 18000 | | ADMINISTRATION FEE | | 075 | | 27 07/13/2020 | | | | | | | 15.00 | |

| | | | | | | | | | | | | | | |
|--|--|--|--|--|--|---------------------|--|--|--|--|--|-----|----------|--|
| | | | | | | Account Meter usage | | | | | | 448 | | |
| | | | | | | Account Sewer usage | | | | | | | | |
| | | | | | | Account Total | | | | | | | 4,958.50 | |

| | | | | | | | | | | | | | | |
|------|--|--|------------------|--|--|-----------------|--|--|--|--|-----|--|--------|--|
| 3742 | | | CAROLINA MEADOWS | | | 339 MAGNOLIA DR | | | | | RES | | 262785 | |
|------|--|--|------------------|--|--|-----------------|--|--|--|--|-----|--|--------|--|

| | | | | | | | | | | | | | | |
|-------|--|--------------------|--|-----|--|---------------|--|--|------|------|--|---|-------|--|
| 10000 | | WATER SERVICE | | 075 | | 27 07/13/2020 | | | 2309 | 2312 | | 3 | 21.00 | |
| 18000 | | ADMINISTRATION FEE | | 075 | | 27 07/13/2020 | | | | | | | 15.00 | |

| | | | | | | | | | | | | | | |
|--|--|--|--|--|--|---------------------|--|--|--|--|--|-----|--|--|
| | | | | | | Account Meter usage | | | | | | 451 | | |
| | | | | | | Account Sewer usage | | | | | | | | |

07/31/2020 09:01
tracey.wilkie

CHATHAM COUNTY - MUNIS LIVE
Group Statement

Detail For Primary
UB Charges

Run: BR Commit: BR0820

Primary Account: 3654

Begin: 07/01/2020 End: 07/31/2020 Bill date: 08/01/2020

CAROLINA MEADOWS

District: CHAPEL HIL

| Account | Chg Cd | Description | Name | Mtr Size | Winter Units | Bill Qtr | Street Address | Rd Date | Prev Rd | Curr Rd | Acct Type | Usage | Amount | Bill # | Total |
|---------|--------|-------------|------|----------|--------------|----------|----------------|---------|---------|---------|-----------|-------|--------|--------|-------|
|---------|--------|-------------|------|----------|--------------|----------|----------------|---------|---------|---------|-----------|-------|--------|--------|-------|

Account Total-----> 4,994.50

| | | | | | | | | | | | | | | | |
|------|-------|--------------------|------------------|-----|--|--|-----------------|--|-----|-----|-----|---|--------|--|--|
| 3744 | | | CAROLINA MEADOWS | | | | 340 MAGNOLIA DR | | | | RES | | 262786 | | |
| | 10000 | WATER SERVICE | | 075 | | | 27 07/13/2020 | | 942 | 943 | | 1 | 7.00 | | |
| | 18000 | ADMINISTRATION FEE | | 075 | | | 27 07/13/2020 | | | | | | 15.00 | | |

| | | | | | | | | | | | | | | | |
|--|--|--|--|--|--|--|---------------------|--|--|--|--|-----|----------|--|--|
| | | | | | | | Account Meter usage | | | | | 452 | | | |
| | | | | | | | Account Sewer usage | | | | | | | | |
| | | | | | | | Account Total-----> | | | | | | 5,016.50 | | |

| | | | | | | | | | | | | | | | |
|------|-------|--------------------|------------------|-----|--|--|---------------|--|-----|-----|-----|---|--------|--|--|
| 3746 | | | CAROLINA MEADOWS | | | | 111 OAK LN | | | | RES | | 262787 | | |
| | 10000 | WATER SERVICE | | 075 | | | 27 07/13/2020 | | 471 | 472 | | 1 | 7.00 | | |
| | 18000 | ADMINISTRATION FEE | | 075 | | | 27 07/13/2020 | | | | | | 15.00 | | |

| | | | | | | | | | | | | | | | |
|--|--|--|--|--|--|--|---------------------|--|--|--|--|-----|----------|--|--|
| | | | | | | | Account Meter usage | | | | | 453 | | | |
| | | | | | | | Account Sewer usage | | | | | | | | |
| | | | | | | | Account Total-----> | | | | | | 5,038.50 | | |

| | | | | | | | | | | | | | | | |
|------|-------|--------------------|------------------|-----|--|--|-----------------|--|-----|-----|-----|---|--------|--|--|
| 3748 | | | CAROLINA MEADOWS | | | | 329 MAGNOLIA DR | | | | RES | | 262788 | | |
| | 10000 | WATER SERVICE | | 075 | | | 27 07/13/2020 | | 794 | 796 | | 2 | 14.00 | | |
| | 18000 | ADMINISTRATION FEE | | 075 | | | 27 07/13/2020 | | | | | | 15.00 | | |

| | | | | | | | | | | | | | | | |
|--|--|--|--|--|--|--|---------------------|--|--|--|--|-----|----------|--|--|
| | | | | | | | Account Meter usage | | | | | 455 | | | |
| | | | | | | | Account Sewer usage | | | | | | | | |
| | | | | | | | Account Total-----> | | | | | | 5,067.50 | | |

| | | | | | | | | | | | | | | | |
|------|-------|--------------------|------------------|-----|--|--|---------------|--|-----|-----|-----|--|--------|--|--|
| 3750 | | | CAROLINA MEADOWS | | | | 112 OAK LN | | | | RES | | 262789 | | |
| | 10000 | WATER SERVICE | | 075 | | | 27 07/13/2020 | | 968 | 968 | | | .00 | | |
| | 18000 | ADMINISTRATION FEE | | 075 | | | 27 07/13/2020 | | | | | | 15.00 | | |

| | | | | | | | | | | | | | | | |
|--|--|--|--|--|--|--|---------------------|--|--|--|--|-----|----------|--|--|
| | | | | | | | Account Meter usage | | | | | 455 | | | |
| | | | | | | | Account Sewer usage | | | | | | | | |
| | | | | | | | Account Total-----> | | | | | | 5,082.50 | | |

| | | | | | | | | | | | | | | | |
|------|-------|--------------------|------------------|-----|--|--|-----------------|--|-----|-----|-----|---|--------|--|--|
| 3752 | | | CAROLINA MEADOWS | | | | 330 MAGNOLIA DR | | | | RES | | 262790 | | |
| | 10000 | WATER SERVICE | | 075 | | | 27 07/13/2020 | | 763 | 765 | | 2 | 14.00 | | |
| | 18000 | ADMINISTRATION FEE | | 075 | | | 27 07/13/2020 | | | | | | 15.00 | | |

| | | | | | | | | | | | | | | | |
|--|--|--|--|--|--|--|---------------------|--|--|--|--|-----|----------|--|--|
| | | | | | | | Account Meter usage | | | | | 457 | | | |
| | | | | | | | Account Sewer usage | | | | | | | | |
| | | | | | | | Account Total-----> | | | | | | 5,111.50 | | |

| | | | | | | | | | | | | | | | |
|------|-------|--------------------|------------------|-----|--|--|-----------------|--|------|------|-----|--|--------|--|--|
| 3754 | | | CAROLINA MEADOWS | | | | 341 MAGNOLIA DR | | | | RES | | 262791 | | |
| | 10000 | WATER SERVICE | | 075 | | | 27 07/13/2020 | | 1079 | 1079 | | | .00 | | |
| | 18000 | ADMINISTRATION FEE | | 075 | | | 27 07/13/2020 | | | | | | 15.00 | | |

| | | | | | | | | | | | | | | | |
|--|--|--|--|--|--|--|---------------------|--|--|--|--|-----|--|--|--|
| | | | | | | | Account Meter usage | | | | | 457 | | | |
| | | | | | | | Account Sewer usage | | | | | | | | |

Begin: 07/01/2020 End: 07/31/2020 Bill date: 08/01/2020

Run: BR Commit: BR0820

Primary Account: 3654

CAROLINA MEADOWS

Detail For Primary
UB Charges

District: CHAPEL HILL

| Account | Chg Cd | Description | Name | Mtr Size | Winter Units | Bill Street Address | Qtr Use Days | Rd Date | Prev Rd | Curr Rd | Acct Type Usage | Amount Total | Bill # |
|---------|--------|--------------------|------------------|----------|--------------|---------------------|--------------|---------|---------|---------|-----------------|--------------|--------|
| 3756 | | | CAROLINA MEADOWS | | | 113 OAK LN | | | | | RES | 5,126.50 | 262792 |
| | 10000 | WATER SERVICE | | 075 | | 27 07/13/2020 | | 427 | | 429 | 2 | 14.00 | |
| | 18000 | ADMINISTRATION FEE | | 075 | | 27 07/13/2020 | | | | | | 15.00 | |
| | | | | | | Account Meter usage | | | | | 459 | | |
| | | | | | | Account Sewer usage | | | | | | | |
| | | | | | | Account Total | | | | | | 5,155.50 | |
| 3758 | | | CAROLINA MEADOWS | | | 114 OAK LN | | | | | RES | 262793 | |
| | 10000 | WATER SERVICE | | 075 | | 27 07/13/2020 | | 388 | | 390 | 2 | 14.00 | |
| | 18000 | ADMINISTRATION FEE | | 075 | | 27 07/13/2020 | | | | | | 15.00 | |
| | | | | | | Account Meter usage | | | | | 461 | | |
| | | | | | | Account Sewer usage | | | | | | | |
| | | | | | | Account Total | | | | | | 5,184.50 | |
| 3760 | | | CAROLINA MEADOWS | | | 115 OAK LN | | | | | RES | 262794 | |
| | 10000 | WATER SERVICE | | 075 | | 27 07/13/2020 | | 837 | | 838 | 1 | 7.00 | |
| | 18000 | ADMINISTRATION FEE | | 075 | | 27 07/13/2020 | | | | | | 15.00 | |
| | | | | | | Account Meter usage | | | | | 462 | | |
| | | | | | | Account Sewer usage | | | | | | | |
| | | | | | | Account Total | | | | | | 5,206.50 | |
| 3762 | | | CAROLINA MEADOWS | | | 342 MAGNOLIA DR | | | | | RES | 262795 | |
| | 10000 | WATER SERVICE | | 075 | | 27 07/13/2020 | | 1065 | | 1065 | | .00 | |
| | 18000 | ADMINISTRATION FEE | | 075 | | 27 07/13/2020 | | | | | | 15.00 | |
| | | | | | | Account Meter usage | | | | | 462 | | |
| | | | | | | Account Sewer usage | | | | | | | |
| | | | | | | Account Total | | | | | | 5,221.50 | |
| 3764 | | | CAROLINA MEADOWS | | | 343 MAGNOLIA DR | | | | | RES | 262796 | |
| | 10000 | WATER SERVICE | | 075 | | 27 07/13/2020 | | 935 | | 935 | | .00 | |
| | 18000 | ADMINISTRATION FEE | | 075 | | 27 07/13/2020 | | | | | | 15.00 | |
| | | | | | | Account Meter usage | | | | | 462 | | |
| | | | | | | Account Sewer usage | | | | | | | |
| | | | | | | Account Total | | | | | | 5,236.50 | |
| 3766 | | | CAROLINA MEADOWS | | | 116 OAK LN | | | | | RES | 262797 | |
| | 10000 | WATER SERVICE | | 075 | | 27 07/13/2020 | | 414 | | 415 | 1 | 7.00 | |
| | 18000 | ADMINISTRATION FEE | | 075 | | 27 07/13/2020 | | | | | | 15.00 | |
| | | | | | | Account Meter usage | | | | | 463 | | |
| | | | | | | Account Sewer usage | | | | | | | |



CHATHAM
COUNTY
North Carolina

07/31/2020 09:01 | CHATHAM COUNTY - MUNIS LIVE | P 21
tracey.wilkie | Group Statement | utsttmtrp

Run: BR Commit: BR0820 | Detail For Primary | Begin: 07/01/2020 End: 07/31/2020 Bill date: 08/01/2020
Primary Account: 3654 | UB Charges | District: CHAPEL HIL

| Account | Chg Cd | Description | Name | Mtr Size | Winter Units | Bill Qtr | Street Address | Rd | Date | Prev Rd | Curr Rd | Acct Type | Usage | Amount | Bill # | Total |
|------------------|--------|--------------------|------------------|----------|--------------|----------|---------------------|----|------|---------|---------|-----------|-------|----------|--------|-------|
| CAROLINA MEADOWS | | | | | | | | | | | | | | | | |
| 3780 | | | CAROLINA MEADOWS | | | | 348 MAGNOLIA DR | | | | | RES | | 5,446.50 | | |
| | 10000 | WATER SERVICE | | 075 | | | 27 07/13/2020 | | | 1678 | 1691 | | 13 | 262804 | | |
| | 18000 | ADMINISTRATION FEE | | 075 | | | 27 07/13/2020 | | | | | | | 110.50 | | 15.00 |
| | | | | | | | Account Meter usage | | | | | | 490 | | | |
| | | | | | | | Account Sewer usage | | | | | | | | | |
| | | | | | | | Account Total | | | | | | | 5,572.00 | | |
| 3782 | | | CAROLINA MEADOWS | | | | 119 OAK LN | | | | | RES | | 262805 | | |
| | 10000 | WATER SERVICE | | 075 | | | 27 07/13/2020 | | | 469 | 477 | | 8 | 60.50 | | 15.00 |
| | 18000 | ADMINISTRATION FEE | | 075 | | | 27 07/13/2020 | | | | | | | | | |
| | | | | | | | Account Meter usage | | | | | | 498 | | | |
| | | | | | | | Account Sewer usage | | | | | | | | | |
| | | | | | | | Account Total | | | | | | | 5,647.50 | | |
| 3786 | | | CAROLINA MEADOWS | | | | 325 MAGNOLIA DR | | | | | RES | | 262807 | | |
| | 10000 | WATER SERVICE | | 075 | | | 27 07/13/2020 | | | 862 | 866 | | 4 | 28.00 | | 15.00 |
| | 18000 | ADMINISTRATION FEE | | 075 | | | 27 07/13/2020 | | | | | | | | | |
| | | | | | | | Account Meter usage | | | | | | 502 | | | |
| | | | | | | | Account Sewer usage | | | | | | | | | |
| | | | | | | | Account Total | | | | | | | 5,690.50 | | |
| 3788 | | | CAROLINA MEADOWS | | | | 326 MAGNOLIA DR | | | | | RES | | 262808 | | |
| | 10000 | WATER SERVICE | | 075 | | | 27 07/13/2020 | | | 1002 | 1005 | | 3 | 21.00 | | 15.00 |
| | 18000 | ADMINISTRATION FEE | | 075 | | | 27 07/13/2020 | | | | | | | | | |
| | | | | | | | Account Meter usage | | | | | | 505 | | | |
| | | | | | | | Account Sewer usage | | | | | | | | | |
| | | | | | | | Account Total | | | | | | | 5,726.50 | | |
| 3790 | | | CAROLINA MEADOWS | | | | 345 MAGNOLIA DR | | | | | RES | | 262809 | | |
| | 10000 | WATER SERVICE | | 075 | | | 27 07/13/2020 | | | 910 | 911 | | 1 | 7.00 | | 15.00 |
| | 18000 | ADMINISTRATION FEE | | 075 | | | 27 07/13/2020 | | | | | | | | | |
| | | | | | | | Account Meter usage | | | | | | 506 | | | |
| | | | | | | | Account Sewer usage | | | | | | | | | |
| | | | | | | | Account Total | | | | | | | 5,748.50 | | |
| 3792 | | | CAROLINA MEADOWS | | | | 346 MAGNOLIA DR | | | | | RES | | 262810 | | |
| | 10000 | WATER SERVICE | | 075 | | | 27 07/13/2020 | | | 808 | 810 | | 2 | 14.00 | | 15.00 |
| | 18000 | ADMINISTRATION FEE | | 075 | | | 27 07/13/2020 | | | | | | | | | |
| | | | | | | | Account Meter usage | | | | | | 508 | | | |
| | | | | | | | Account Sewer usage | | | | | | | | | |



CHATHAM
COUNTY
North Carolina

07/31/2020 09:01 | CHATHAM COUNTY - MUNIS LIVE | P 23
tracey.wilkie | Group Statement | utstmrp

Run: BR Commit: BR0820 | Detail For Primary | Begin: 07/01/2020 End: 07/31/2020 Bill date: 08/01/2020
Primary Account: 3654 | UB Charges

Account Chg Cd Description Name Mtr Size Units Qtr Use Days Rd Date Prev Rd Curr Rd Acct Type Usage Amount Total Bill #
CAROLINA MEADOWS District: CHAPEL HIL

| | | | | | | | | | | | |
|------|----------------|-------------------------------------|------------------|------------|---|------|------|-----|--|----------------|--|
| 3806 | 10000 18000 | WATER SERVICE ADMINISTRATION FEE | CAROLINA MEADOWS | 075 075 | Account Total-----> | | | | | 6,149.50 | |
| | | | | | 398 ELMWOOD DR | | | RES | | 262817 | |
| | | | | | 27 07/13/2020 27 07/13/2020 | 1148 | 1149 | 1 | | 7.00 15.00 | |
| 3808 | 10000 18000 | WATER SERVICE ADMINISTRATION FEE | CAROLINA MEADOWS | 075 075 | Account Meter usage Account Sewer usage Account Total-----> | | | | | 6,171.50 | |
| | | | | | 122 OAK LN | | | RES | | 262818 | |
| | | | | | 27 07/13/2020 27 07/13/2020 | 1038 | 1043 | 5 | | 35.00 15.00 | |
| 3810 | 10000 18000 | WATER SERVICE ADMINISTRATION FEE | CAROLINA MEADOWS | 075 075 | Account Meter usage Account Sewer usage Account Total-----> | | | | | 6,221.50 | |
| | | | | | 383 ELMWOOD DR | | | RES | | 262819 | |
| | | | | | 27 07/13/2020 27 07/13/2020 | 1447 | 1452 | 5 | | 35.00 15.00 | |
| 3812 | 10000 18000 | WATER SERVICE ADMINISTRATION FEE | CAROLINA MEADOWS | 075 075 | Account Meter usage Account Sewer usage Account Total-----> | | | | | 6,271.50 | |
| | | | | | 384 ELMWOOD DR | | | RES | | 262820 | |
| | | | | | 27 07/13/2020 27 07/13/2020 | 952 | 957 | 5 | | 35.00 15.00 | |
| 3814 | 10000 18000 | WATER SERVICE ADMINISTRATION FEE | CAROLINA MEADOWS | 075 075 | Account Meter usage Account Sewer usage Account Total-----> | | | | | 6,321.50 | |
| | | | | | 123 OAK LN | | | RES | | 262821 | |
| | | | | | 27 07/13/2020 27 07/13/2020 | 1371 | 1375 | 4 | | 28.00 15.00 | |
| 3816 | 10000 18000 | WATER SERVICE ADMINISTRATION FEE | CAROLINA MEADOWS | 075 075 | Account Meter usage Account Sewer usage Account Total-----> | | | | | 6,364.50 | |
| | | | | | 385 ELMWOOD DR | | | RES | | 262822 | |
| | | | | | 27 07/13/2020 27 07/13/2020 | 1395 | 1395 | | | .00 15.00 | |

07/31/2020 09:01
tracey.wilkie

CHATHAM COUNTY - MUNIS LIVE
Group Statement

Detail For Primary
UB Charges

Run: BR Commit: BR0820

Primary Account: 3654

Begin: 07/01/2020 End: 07/31/2020 Bill date: 08/01/2020

CAROLINA MEADOWS

District: CHAPEL HIL

| Account | Chg Cd | Description | Name | Mtr Size | Units | Bill Qtr | Street Address | Rd | Date | Prev Rd | Curr Rd | Acct Type | Usage | Amount | Bill # |
|---------|--------|-------------|------|----------|-------|----------|----------------|----|------|---------|---------|-----------|-------|--------|--------|
|---------|--------|-------------|------|----------|-------|----------|----------------|----|------|---------|---------|-----------|-------|--------|--------|

Account Total----->

| | | | | | | | | | | | | | | | |
|------|--|--|------------------|--|--|--|------------|--|--|--|--|-----|--|----------|--|
| 3818 | | | CAROLINA MEADOWS | | | | 124 OAK LN | | | | | RES | | 6,379.50 | |
|------|--|--|------------------|--|--|--|------------|--|--|--|--|-----|--|----------|--|

| | | | | | | | | | | | | | | | |
|-------|--|--------------------|--|-----|--|--|---------------|--|--|------|------|--|--|--------|--|
| 10000 | | WATER SERVICE | | 075 | | | 27 07/13/2020 | | | 1618 | 1618 | | | 262823 | |
| 18000 | | ADMINISTRATION FEE | | 075 | | | 27 07/13/2020 | | | | | | | .00 | |
| | | | | | | | | | | | | | | 15.00 | |

Account Meter usage
Account Sewer usage
Account Total----->

| | | | | | | | | | | | | | | | |
|------|--|--|------------------|--|--|--|----------------|--|--|--|--|-----|--|----------|--|
| 3820 | | | CAROLINA MEADOWS | | | | 386 ELMWOOD DR | | | | | RES | | 6,394.50 | |
|------|--|--|------------------|--|--|--|----------------|--|--|--|--|-----|--|----------|--|

| | | | | | | | | | | | | | | | |
|-------|--|--------------------|--|-----|--|--|---------------|--|--|-----|-----|--|--|--------|--|
| 10000 | | WATER SERVICE | | 075 | | | 27 07/13/2020 | | | 850 | 850 | | | 262824 | |
| 18000 | | ADMINISTRATION FEE | | 075 | | | 27 07/13/2020 | | | | | | | .00 | |
| | | | | | | | | | | | | | | 15.00 | |

Account Meter usage
Account Sewer usage
Account Total----->

| | | | | | | | | | | | | | | | |
|------|--|--|------------------|--|--|--|----------------|--|--|--|--|-----|--|----------|--|
| 3822 | | | CAROLINA MEADOWS | | | | 395 ELMWOOD DR | | | | | RES | | 6,409.50 | |
|------|--|--|------------------|--|--|--|----------------|--|--|--|--|-----|--|----------|--|

| | | | | | | | | | | | | | | | |
|-------|--|--------------------|--|-----|--|--|---------------|--|--|------|------|--|---|--------|--|
| 10000 | | WATER SERVICE | | 075 | | | 27 07/13/2020 | | | 2036 | 2038 | | 2 | 262825 | |
| 18000 | | ADMINISTRATION FEE | | 075 | | | 27 07/13/2020 | | | | | | | 14.00 | |
| | | | | | | | | | | | | | | 15.00 | |

Account Meter usage
Account Sewer usage
Account Total----->

| | | | | | | | | | | | | | | | |
|------|--|--|------------------|--|--|--|------------|--|--|--|--|-----|--|----------|--|
| 3824 | | | CAROLINA MEADOWS | | | | 125 OAK LN | | | | | RES | | 6,438.50 | |
|------|--|--|------------------|--|--|--|------------|--|--|--|--|-----|--|----------|--|

| | | | | | | | | | | | | | | | |
|-------|--|--------------------|--|-----|--|--|---------------|--|--|------|------|--|---|--------|--|
| 10000 | | WATER SERVICE | | 075 | | | 27 07/13/2020 | | | 1610 | 1612 | | 2 | 262826 | |
| 18000 | | ADMINISTRATION FEE | | 075 | | | 27 07/13/2020 | | | | | | | 14.00 | |
| | | | | | | | | | | | | | | 15.00 | |

Account Meter usage
Account Sewer usage
Account Total----->

| | | | | | | | | | | | | | | | |
|------|--|--|------------------|--|--|--|----------------|--|--|--|--|-----|--|----------|--|
| 3826 | | | CAROLINA MEADOWS | | | | 396 ELMWOOD DR | | | | | RES | | 6,467.50 | |
|------|--|--|------------------|--|--|--|----------------|--|--|--|--|-----|--|----------|--|

| | | | | | | | | | | | | | | | |
|-------|--|--------------------|--|-----|--|--|---------------|--|--|------|------|--|---|--------|--|
| 10000 | | WATER SERVICE | | 075 | | | 27 07/13/2020 | | | 1761 | 1762 | | 1 | 262827 | |
| 18000 | | ADMINISTRATION FEE | | 075 | | | 27 07/13/2020 | | | | | | | 7.00 | |
| | | | | | | | | | | | | | | 15.00 | |

Account Meter usage
Account Sewer usage
Account Total----->

| | | | | | | | | | | | | | | | |
|------|--|--|------------------|--|--|--|----------------|--|--|--|--|-----|--|----------|--|
| 3828 | | | CAROLINA MEADOWS | | | | 375 ELMWOOD DR | | | | | RES | | 6,489.50 | |
|------|--|--|------------------|--|--|--|----------------|--|--|--|--|-----|--|----------|--|

| | | | | | | | | | | | | | | | |
|-------|--|--------------------|--|-----|--|--|---------------|--|--|-----|-----|--|--|--------|--|
| 10000 | | WATER SERVICE | | 075 | | | 27 07/13/2020 | | | 716 | 716 | | | 262828 | |
| 18000 | | ADMINISTRATION FEE | | 075 | | | 27 07/13/2020 | | | | | | | .00 | |
| | | | | | | | | | | | | | | 15.00 | |

Account Meter usage
Account Sewer usage
Account Total----->



CHATHAM COUNTY
North Carolina

07/31/2020 09:01
tracey.wilkie

Run: BR Commit: BR0820
Primary Account: 3654

CHATHAM COUNTY - MUNIS LIVE
Group Statement

Detail For Primary
UB Charges

Begin: 07/01/2020 End: 07/31/2020 Bill date: 08/01/2020

District: CHAPEL HILL

CAROLINA MEADOWS

Account Chg Cd Description Name Mtr Size Units Qtr Use Days Rd Date Prev Rd Curr Rd Acct Type Usage Amount Total Bill #

10000 WATER SERVICE 075
18000 ADMINISTRATION FEE 075

3830 CAROLINA MEADOWS
Account Meter usage 570
Account Sewer usage
Account Total-----> 6,504.50

3832 CAROLINA MEADOWS
Account Meter usage 570
Account Sewer usage
Account Total-----> 6,526.50

3838 CAROLINA MEADOWS
Account Meter usage 571
Account Sewer usage
Account Total-----> 6,548.50

3840 CAROLINA MEADOWS
Account Meter usage 572
Account Sewer usage
Account Total-----> 6,570.50

3844 CAROLINA MEADOWS
Account Meter usage 572
Account Sewer usage
Account Total-----> 6,585.50

3848 CAROLINA MEADOWS
Account Meter usage 575
Account Sewer usage
Account Total-----> 6,621.50

10000 WATER SERVICE 075
18000 ADMINISTRATION FEE 075

10000 WATER SERVICE 075
18000 ADMINISTRATION FEE 075

10000 WATER SERVICE 075
18000 ADMINISTRATION FEE 075

10000 WATER SERVICE 075
18000 ADMINISTRATION FEE 075

10000 WATER SERVICE 075
18000 ADMINISTRATION FEE 075

10000 WATER SERVICE 075
18000 ADMINISTRATION FEE 075

10000 WATER SERVICE 075
18000 ADMINISTRATION FEE 075

10000 WATER SERVICE 075
18000 ADMINISTRATION FEE 075

10000 WATER SERVICE 075
18000 ADMINISTRATION FEE 075

10000 WATER SERVICE 075
18000 ADMINISTRATION FEE 075

10000 WATER SERVICE 075
18000 ADMINISTRATION FEE 075

10000 WATER SERVICE 075
18000 ADMINISTRATION FEE 075

10000 WATER SERVICE 075
18000 ADMINISTRATION FEE 075

10000 WATER SERVICE 075
18000 ADMINISTRATION FEE 075

10000 WATER SERVICE 075
18000 ADMINISTRATION FEE 075



07/31/2020 09:01
tracey.wilkie

CHATHAM COUNTY - MUNIS LIVE
Group Statement

Detail For Primary
UB Charges

Run: BR Commit: BR0820
Primary Account: 3654

CAROLINA MEADOWS

Account Chg Cd Description Name Mtr Size Units Qtr Use Days Rd Date Prev Rd Curr Rd Acct Type Usage Amount Total Bill #

Account Total----->

3852 CAROLINA MEADOWS 102 OAK LN RES 6,636.50
10000 WATER SERVICE 27 07/13/2020 350 350 262835
18000 ADMINISTRATION FEE 27 07/13/2020 350 350 15.00

3854 CAROLINA MEADOWS 0 CAROLINA MEADOWS BLDG 2 MULT FAM 6,651.50
10000 WATER SERVICE 27 07/13/2020 22527 22529 262836
18000 ADMINISTRATION FEE 27 07/13/2020 22527 22529 14.00
Account Meter usage 575
Account Sewer usage
Account Total----->

3856 CAROLINA MEADOWS 0 CAROLINA MEADOWS BLDG 1 MULT FAM 6,680.50
10000 WATER SERVICE 27 07/13/2020 26996 27005 262837
18000 ADMINISTRATION FEE 27 07/13/2020 26996 27005 63.00
Account Meter usage 577
Account Sewer usage
Account Total----->

3860 CAROLINA MEADOWS 0 CAROLINA MEADOWS BLDG 3 MULT FAM 6,758.50
10000 WATER SERVICE 27 07/13/2020 21626 21639 262839
18000 ADMINISTRATION FEE 27 07/13/2020 21626 21639 91.00
Account Meter usage 599
Account Sewer usage
Account Total----->

3862 CAROLINA MEADOWS 201 APPLETREE LN RES 6,864.50
10000 WATER SERVICE 27 07/13/2020 1137 1138 262840
18000 ADMINISTRATION FEE 27 07/13/2020 1137 1138 7.00
Account Meter usage 600
Account Sewer usage
Account Total----->

3864 CAROLINA MEADOWS 202 APPLETREE LN RES 6,886.50
10000 WATER SERVICE 27 07/13/2020 862 862 262841
18000 ADMINISTRATION FEE 27 07/13/2020 862 862 .00
Account Meter usage 600
Account Sewer usage
Account Total----->



CHATHAM COUNTY
North Carolina

07/31/2020 09:01
tracey.wilkie

Run: BR Commit: BR0820
Primary Account: 3654

CHATHAM COUNTY - MUNIS LIVE
Group Statement

Detail For Primary
UB Charges

Begin: 07/01/2020 End: 07/31/2020 Bill date: 08/01/2020

District: CHAPEL HIL

CAROLINA MEADOWS

Account Chg Cd Description Name Mtr Size Units Qtr Use Days Rd Date Prev Rd Curr Rd Acct Type Usage Amount Total Bill #

10000 WATER SERVICE
18000 ADMINISTRATION FEE

Account Meter usage
Account Sewer usage
Account Total

3868 CAROLINA MEADOWS
218 APPLETREE LN
27 07/13/2020 1113 1113 RES
27 07/13/2020

3870 CAROLINA MEADOWS
387 ELMWOOD DR
27 07/13/2020 691 691 RES
27 07/13/2020

3874 CAROLINA MEADOWS
224 APPLETREE LN
27 07/13/2020 1096 1098 2
27 07/13/2020

3876 CAROLINA MEADOWS
388 ELMWOOD DR
27 07/13/2020 279 290 11
27 07/13/2020

3878 CAROLINA MEADOWS
214 APPLETREE LN
27 07/13/2020 1033 1035 2
27 07/13/2020

3880 CAROLINA MEADOWS
373 ELMWOOD DR
27 07/13/2020 1205 1208 3
27 07/13/2020

Account Meter usage
Account Sewer usage
Account Total

6,901.50
262843
15.00

6,916.50
262844
15.00

6,931.50
262846
14.00
15.00

6,960.50
262847
90.50
15.00

7,066.00
262848
14.00
15.00

7,095.00
262849
21.00
15.00

618

| Account | Chg Cd | Description | Name | Mtr Size | Winter Units | Bill Street Address | Rd Date | Prev Rd | Curr Rd | Acct Type Usage | Amount Total | Bill # |
|---------|--------|--------------------|------------------|----------|--------------|---|---------|---------|---------|-----------------|--------------|--------|
| 3882 | | | CAROLINA MEADOWS | | | 374 ELMWOOD DR | | | | RES | 7,131.00 | |
| | 10000 | WATER SERVICE | | 075 | | 27 07/13/2020 | | 754 | 754 | | 262850 | |
| | 18000 | ADMINISTRATION FEE | | 075 | | 27 07/13/2020 | | | | | 15.00 | |
| | | | | | | Account Meter usage Account Sewer usage Account Total | | | | 618 | 7,146.00 | |
| 3884 | | | CAROLINA MEADOWS | | | 208 APPLETREE LN | | | | RES | 262851 | |
| | 10000 | WATER SERVICE | | 075 | | 27 07/13/2020 | | 1240 | 1242 | 2 | 14.00 | |
| | 18000 | ADMINISTRATION FEE | | 075 | | 27 07/13/2020 | | | | | 15.00 | |
| | | | | | | Account Meter usage Account Sewer usage Account Total | | | | 620 | 7,175.00 | |
| 3886 | | | CAROLINA MEADOWS | | | 389 ELMWOOD DR | | | | RES | 262852 | |
| | 10000 | WATER SERVICE | | 075 | | 27 07/13/2020 | | 1099 | 1103 | 4 | 28.00 | |
| | 18000 | ADMINISTRATION FEE | | 075 | | 27 07/13/2020 | | | | | 15.00 | |
| | | | | | | Account Meter usage Account Sewer usage Account Total | | | | 624 | 7,218.00 | |
| 3888 | | | CAROLINA MEADOWS | | | 390 ELMWOOD DR | | | | RES | 262853 | |
| | 10000 | WATER SERVICE | | 075 | | 27 07/13/2020 | | 740 | 742 | 2 | 14.00 | |
| | 18000 | ADMINISTRATION FEE | | 075 | | 27 07/13/2020 | | | | | 15.00 | |
| | | | | | | Account Meter usage Account Sewer usage Account Total | | | | 626 | 7,247.00 | |
| 3890 | | | CAROLINA MEADOWS | | | 215 APPLETREE LN | | | | RES | 262854 | |
| | 10000 | WATER SERVICE | | 075 | | 27 07/13/2020 | | 1051 | 1052 | 1 | 7.00 | |
| | 18000 | ADMINISTRATION FEE | | 075 | | 27 07/13/2020 | | | | | 15.00 | |
| | | | | | | Account Meter usage Account Sewer usage Account Total | | | | 627 | 7,269.00 | |
| 3892 | | | CAROLINA MEADOWS | | | 227 CHERRYTREE LN | | | | RES | 262855 | |
| | 10000 | WATER SERVICE | | 075 | | 27 07/13/2020 | | 977 | 978 | 1 | 7.00 | |
| | 18000 | ADMINISTRATION FEE | | 075 | | 27 07/13/2020 | | | | | 15.00 | |
| | | | | | | Account Meter usage Account Sewer usage Account Total | | | | 628 | | |

07/31/2020 09:01
tracey.wilkie

CHATHAM COUNTY - MUNIS LIVE
Group Statement

Detail For Primary
UB Charges

Run: BR Commit: BR0820

Primary Account: 3654

Begin: 07/01/2020 End: 07/31/2020 Bill date: 08/01/2020

CAROLINA MEADOWS

District: CHAPEL HIL

| Account | Chg Cd | Description | Name | Mtr Size | Winter Units | Bill Qtr | Street Address | Rd | Days | Prev Rd | Curr Rd | Acct Type | Usage | Amount | Bill # |
|---------|--------|--------------------|------------------|----------|--------------|----------|---------------------|----|------|---------|---------|-----------|-------|----------|--------|
| 3896 | | | CAROLINA MEADOWS | | | | 391 ELMWOOD DR | | | | | RES | | 7,291.00 | |
| | 10000 | WATER SERVICE | | 075 | | | 27 07/13/2020 | | | 567 | 568 | | 1 | 7.00 | |
| | 18000 | ADMINISTRATION FEE | | 075 | | | 27 07/13/2020 | | | | | | | 15.00 | |
| | | | | | | | Account Meter usage | | | | | | 629 | | |
| | | | | | | | Account Sewer usage | | | | | | | | |
| | | | | | | | Account Total | | | | | | | 7,313.00 | |
| 3898 | | | CAROLINA MEADOWS | | | | 392 ELMWOOD DR | | | | | RES | | 262858 | |
| | 10000 | WATER SERVICE | | 075 | | | 27 07/13/2020 | | | 2355 | 2358 | | 3 | 21.00 | |
| | 18000 | ADMINISTRATION FEE | | 075 | | | 27 07/13/2020 | | | | | | | 15.00 | |
| | | | | | | | Account Meter usage | | | | | | 632 | | |
| | | | | | | | Account Sewer usage | | | | | | | | |
| | | | | | | | Account Total | | | | | | | 7,349.00 | |
| 3900 | | | CAROLINA MEADOWS | | | | 367 ELMWOOD DR | | | | | RES | | 262859 | |
| | 10000 | WATER SERVICE | | 075 | | | 27 07/13/2020 | | | 509 | 509 | | | .00 | |
| | 18000 | ADMINISTRATION FEE | | 075 | | | 27 07/13/2020 | | | | | | | 15.00 | |
| | | | | | | | Account Meter usage | | | | | | 632 | | |
| | | | | | | | Account Sewer usage | | | | | | | | |
| | | | | | | | Account Total | | | | | | | 7,364.00 | |
| 3902 | | | CAROLINA MEADOWS | | | | 371 ELMWOOD DR | | | | | RES | | 262860 | |
| | 10000 | WATER SERVICE | | 075 | | | 27 07/13/2020 | | | 876 | 877 | | 1 | 7.00 | |
| | 18000 | ADMINISTRATION FEE | | 075 | | | 27 07/13/2020 | | | | | | | 15.00 | |
| | | | | | | | Account Meter usage | | | | | | 633 | | |
| | | | | | | | Account Sewer usage | | | | | | | | |
| | | | | | | | Account Total | | | | | | | 7,386.00 | |
| 3904 | | | CAROLINA MEADOWS | | | | 372 ELMWOOD DR | | | | | RES | | 262861 | |
| | 10000 | WATER SERVICE | | 075 | | | 27 07/13/2020 | | | 716 | 718 | | 2 | 14.00 | |
| | 18000 | ADMINISTRATION FEE | | 075 | | | 27 07/13/2020 | | | | | | | 15.00 | |
| | | | | | | | Account Meter usage | | | | | | 635 | | |
| | | | | | | | Account Sewer usage | | | | | | | | |
| | | | | | | | Account Total | | | | | | | 7,415.00 | |
| 3906 | | | CAROLINA MEADOWS | | | | 393 ELMWOOD DR | | | | | RES | | 262862 | |
| | 10000 | WATER SERVICE | | 075 | | | 27 07/13/2020 | | | 554 | 554 | | | .00 | |
| | 18000 | ADMINISTRATION FEE | | 075 | | | 27 07/13/2020 | | | | | | | 15.00 | |
| | | | | | | | Account Meter usage | | | | | | 635 | | |
| | | | | | | | Account Sewer usage | | | | | | | | |
| | | | | | | | Account Total | | | | | | | 7,415.00 | |

P 30
utstmrp

07/31/2020 09:01
tracey.wilkie

CHATHAM COUNTY - MUNIS LIVE
Group Statement

Detail For Primary
UB Charges

Run: BR Commit: BR0820

Begin: 07/01/2020 End: 07/31/2020 Bill date: 08/01/2020

Primary Account: 3654

CAROLINA MEADOWS

District: CHAPEL HIL

| Account | Chg Cd | Description | Name | Mtr Size | Winter Units | Bill Qtr | Street Address | Rd | Date | Prev Rd | Curr Rd | Acct Type | Usage | Amount | Bill # | Total |
|---------|--------|-------------|------|----------|--------------|----------|----------------|----|------|---------|---------|-----------|-------|--------|--------|-------|
|---------|--------|-------------|------|----------|--------------|----------|----------------|----|------|---------|---------|-----------|-------|--------|--------|-------|

Account Total-----> 7,430.00

| | | | | | | | | | | | | | | | | |
|------|--|--|------------------|--|--|--|----------------|--|--|--|--|-----|--|--|--|--------|
| 3908 | | | CAROLINA MEADOWS | | | | 394 ELMWOOD DR | | | | | RES | | | | 262863 |
|------|--|--|------------------|--|--|--|----------------|--|--|--|--|-----|--|--|--|--------|

| | | | | | | | | | | | | | | | | |
|--|-------|--------------------|--|-----|--|--|---------------|--|--|-----|-----|--|---|--|--|-------|
| | 10000 | WATER SERVICE | | 075 | | | 27 07/13/2020 | | | 661 | 663 | | 2 | | | 14.00 |
| | 18000 | ADMINISTRATION FEE | | 075 | | | 27 07/13/2020 | | | | | | | | | 15.00 |

| | | | | | | | | | | | | | | | | |
|--|--|--|---------------------|--|--|--|--|--|--|--|--|--|--|--|--|----------|
| | | | Account Meter usage | | | | | | | | | | | | | |
| | | | Account Sewer usage | | | | | | | | | | | | | |
| | | | Account Total-----> | | | | | | | | | | | | | 7,459.00 |

| | | | | | | | | | | | | | | | | |
|------|--|--|------------------|--|--|--|-------------------|--|--|--|--|-----|--|--|--|--------|
| 3910 | | | CAROLINA MEADOWS | | | | 228 CHERRYTREE LN | | | | | RES | | | | 262864 |
|------|--|--|------------------|--|--|--|-------------------|--|--|--|--|-----|--|--|--|--------|

| | | | | | | | | | | | | | | | | |
|--|-------|--------------------|--|-----|--|--|---------------|--|--|-----|-----|--|--|--|--|-------|
| | 10000 | WATER SERVICE | | 075 | | | 27 07/13/2020 | | | 560 | 560 | | | | | .00 |
| | 18000 | ADMINISTRATION FEE | | 075 | | | 27 07/13/2020 | | | | | | | | | 15.00 |

| | | | | | | | | | | | | | | | | |
|--|--|--|---------------------|--|--|--|--|--|--|--|--|--|--|--|--|----------|
| | | | Account Meter usage | | | | | | | | | | | | | |
| | | | Account Sewer usage | | | | | | | | | | | | | |
| | | | Account Total-----> | | | | | | | | | | | | | 7,474.00 |

| | | | | | | | | | | | | | | | | |
|------|--|--|------------------|--|--|--|----------------|--|--|--|--|-----|--|--|--|--------|
| 3912 | | | CAROLINA MEADOWS | | | | 366 ELMWOOD DR | | | | | RES | | | | 262865 |
|------|--|--|------------------|--|--|--|----------------|--|--|--|--|-----|--|--|--|--------|

| | | | | | | | | | | | | | | | | |
|--|-------|--------------------|--|-----|--|--|---------------|--|--|-----|-----|--|---|--|--|-------|
| | 10000 | WATER SERVICE | | 075 | | | 27 07/13/2020 | | | 954 | 956 | | 2 | | | 14.00 |
| | 18000 | ADMINISTRATION FEE | | 075 | | | 27 07/13/2020 | | | | | | | | | 15.00 |

| | | | | | | | | | | | | | | | | |
|--|--|--|---------------------|--|--|--|--|--|--|--|--|--|--|--|--|----------|
| | | | Account Meter usage | | | | | | | | | | | | | |
| | | | Account Sewer usage | | | | | | | | | | | | | |
| | | | Account Total-----> | | | | | | | | | | | | | 7,503.00 |

| | | | | | | | | | | | | | | | | |
|------|--|--|------------------|--|--|--|----------------|--|--|--|--|-----|--|--|--|--------|
| 3914 | | | CAROLINA MEADOWS | | | | 365 ELMWOOD DR | | | | | RES | | | | 262866 |
|------|--|--|------------------|--|--|--|----------------|--|--|--|--|-----|--|--|--|--------|

| | | | | | | | | | | | | | | | | |
|--|-------|--------------------|--|-----|--|--|---------------|--|--|-----|-----|--|---|--|--|-------|
| | 10000 | WATER SERVICE | | 075 | | | 27 07/13/2020 | | | 807 | 810 | | 3 | | | 21.00 |
| | 18000 | ADMINISTRATION FEE | | 075 | | | 27 07/13/2020 | | | | | | | | | 15.00 |

| | | | | | | | | | | | | | | | | |
|--|--|--|---------------------|--|--|--|--|--|--|--|--|--|--|--|--|----------|
| | | | Account Meter usage | | | | | | | | | | | | | |
| | | | Account Sewer usage | | | | | | | | | | | | | |
| | | | Account Total-----> | | | | | | | | | | | | | 7,539.00 |

| | | | | | | | | | | | | | | | | |
|------|--|--|------------------|--|--|--|----------------|--|--|--|--|-----|--|--|--|--------|
| 3916 | | | CAROLINA MEADOWS | | | | 370 ELMWOOD DR | | | | | RES | | | | 262867 |
|------|--|--|------------------|--|--|--|----------------|--|--|--|--|-----|--|--|--|--------|

| | | | | | | | | | | | | | | | | |
|--|-------|--------------------|--|-----|--|--|---------------|--|--|------|------|--|---|--|--|-------|
| | 10000 | WATER SERVICE | | 075 | | | 27 07/13/2020 | | | 1381 | 1382 | | 1 | | | 7.00 |
| | 18000 | ADMINISTRATION FEE | | 075 | | | 27 07/13/2020 | | | | | | | | | 15.00 |

| | | | | | | | | | | | | | | | | |
|--|--|--|---------------------|--|--|--|--|--|--|--|--|--|--|--|--|----------|
| | | | Account Meter usage | | | | | | | | | | | | | |
| | | | Account Sewer usage | | | | | | | | | | | | | |
| | | | Account Total-----> | | | | | | | | | | | | | 7,561.00 |

| | | | | | | | | | | | | | | | | |
|------|--|--|------------------|--|--|--|------------------|--|--|--|--|-----|--|--|--|--------|
| 3920 | | | CAROLINA MEADOWS | | | | 219 APPLETREE LN | | | | | RES | | | | 262869 |
|------|--|--|------------------|--|--|--|------------------|--|--|--|--|-----|--|--|--|--------|

| | | | | | | | | | | | | | | | | |
|--|-------|--------------------|--|-----|--|--|---------------|--|--|-----|-----|--|---|--|--|-------|
| | 10000 | WATER SERVICE | | 075 | | | 27 07/13/2020 | | | 429 | 430 | | 1 | | | 7.00 |
| | 18000 | ADMINISTRATION FEE | | 075 | | | 27 07/13/2020 | | | | | | | | | 15.00 |

| | | | | | | | | | | | | | | | | |
|--|--|--|---------------------|--|--|--|--|--|--|--|--|--|--|--|--|--|
| | | | Account Meter usage | | | | | | | | | | | | | |
| | | | Account Sewer usage | | | | | | | | | | | | | |

07/31/2020 09:01
tracey.wilkie

CHATHAM COUNTY - MUNIS LIVE
Group Statement

Detail For Primary
UB Charges

Run: BR Commit: BR0820

Primary Account: 3654

Begin: 07/01/2020 End: 07/31/2020 Bill date: 08/01/2020

CAROLINA MEADOWS

District: CHAPEL HIL

| Account | Chg Cd | Description | Name | Mtr Size | Winter Units | Bill Qtr | Street Address | Rd | Date | Prev Rd | Curr Rd | Acct Type Usage | Bill # | Amount Total |
|---------|--------|--------------------|------------------|----------|--------------|----------|---------------------|----|------|---------|---------|-----------------|--------|--------------|
| 3922 | | | CAROLINA MEADOWS | | | | 369 ELMWOOD DR | | | | | RES | | 7,583.00 |
| | 10000 | WATER SERVICE | | 075 | | | 27 07/13/2020 | | | 988 | 990 | 2 | | 262870 |
| | 18000 | ADMINISTRATION FEE | | 075 | | | 27 07/13/2020 | | | | | | | 14.00 |
| | | | | | | | Account Meter usage | | | | | | | 15.00 |
| | | | | | | | Account Sewer usage | | | | | | | |
| | | | | | | | Account Total | | | | | | | 7,612.00 |
| 3926 | | | CAROLINA MEADOWS | | | | 362 MIMOSA CIR | | | | | RES | | 262872 |
| | 10000 | WATER SERVICE | | 075 | | | 14 07/13/2020 | | | 293 | 294 | 1 | | 7.00 |
| | 18000 | ADMINISTRATION FEE | | 075 | | | 14 07/13/2020 | | | | | | | 15.00 |
| | | | | | | | Account Meter usage | | | | | | | |
| | | | | | | | Account Sewer usage | | | | | | | |
| | | | | | | | Account Total | | | | | | | 7,634.00 |
| 3928 | | | CAROLINA MEADOWS | | | | 220 APPLETREE LN | | | | | RES | | 262873 |
| | 10000 | WATER SERVICE | | 075 | | | 27 07/13/2020 | | | 1151 | 1153 | 2 | | 14.00 |
| | 18000 | ADMINISTRATION FEE | | 075 | | | 27 07/13/2020 | | | | | | | 15.00 |
| | | | | | | | Account Meter usage | | | | | | | |
| | | | | | | | Account Sewer usage | | | | | | | |
| | | | | | | | Account Total | | | | | | | 7,663.00 |
| 3932 | | | CAROLINA MEADOWS | | | | 353 MIMOSA CIR | | | | | RES | | 262875 |
| | 10000 | WATER SERVICE | | 075 | | | 27 07/13/2020 | | | 859 | 862 | 3 | | 21.00 |
| | 18000 | ADMINISTRATION FEE | | 075 | | | 27 07/13/2020 | | | | | | | 15.00 |
| | | | | | | | Account Meter usage | | | | | | | |
| | | | | | | | Account Sewer usage | | | | | | | |
| | | | | | | | Account Total | | | | | | | 7,699.00 |
| 3934 | | | CAROLINA MEADOWS | | | | 217 APPLETREE LN | | | | | RES | | 262876 |
| | 10000 | WATER SERVICE | | 075 | | | 27 07/13/2020 | | | 1013 | 1014 | 1 | | 7.00 |
| | 18000 | ADMINISTRATION FEE | | 075 | | | 27 07/13/2020 | | | | | | | 15.00 |
| | | | | | | | Account Meter usage | | | | | | | |
| | | | | | | | Account Sewer usage | | | | | | | |
| | | | | | | | Account Total | | | | | | | 7,721.00 |
| 3936 | | | CAROLINA MEADOWS | | | | 354 MIMOSA CIR | | | | | RES | | 262877 |
| | 10000 | WATER SERVICE | | 075 | | | 27 07/13/2020 | | | 902 | 908 | 6 | | 43.50 |
| | 18000 | ADMINISTRATION FEE | | 075 | | | 27 07/13/2020 | | | | | | | 15.00 |
| | | | | | | | Account Meter usage | | | | | | | |
| | | | | | | | Account Sewer usage | | | | | | | |
| | | | | | | | Account Total | | | | | | | |

| Account | Chg Cd | Description | Name | Mtr Size | Winter Units | Bill Qtr | Street Use Days | Address | Rd Date | Prev Rd | Curr Rd | Acct Type Usage | Amount | Bill # Total |
|---------|--------|--------------------|------------------|----------|--------------|----------|-----------------|---------------------|---------|---------|---------|-----------------|----------|--------------|
| 3938 | | | CAROLINA MEADOWS | | | | | | | | | | 7,779.50 | |
| | | | | | | | | 355 MIMOSA CIR | | | | RES | 262878 | |
| | 10000 | WATER SERVICE | | 075 | | | | 27 07/13/2020 | | 652 | 653 | 1 | 7.00 | |
| | 18000 | ADMINISTRATION FEE | | 075 | | | | 27 07/13/2020 | | | | | 15.00 | |
| | | | | | | | | Account Meter usage | | | | 660 | | |
| | | | | | | | | Account Sewer usage | | | | | | |
| | | | | | | | | Account Total | | | | | 7,801.50 | |
| 3942 | | | CAROLINA MEADOWS | | | | | 206 APPLETREE LN | | | | RES | 262880 | |
| | 10000 | WATER SERVICE | | 075 | | | | 27 07/13/2020 | | 779 | 782 | 3 | 21.00 | |
| | 18000 | ADMINISTRATION FEE | | 075 | | | | 27 07/13/2020 | | | | | 15.00 | |
| | | | | | | | | Account Meter usage | | | | 663 | | |
| | | | | | | | | Account Sewer usage | | | | | | |
| | | | | | | | | Account Total | | | | | 7,837.50 | |
| 3944 | | | CAROLINA MEADOWS | | | | | 356 MIMOSA CIR | | | | RES | 262881 | |
| | 10000 | WATER SERVICE | | 075 | | | | 27 07/13/2020 | | 798 | 798 | | .00 | |
| | 18000 | ADMINISTRATION FEE | | 075 | | | | 27 07/13/2020 | | | | | 15.00 | |
| | | | | | | | | Account Meter usage | | | | 663 | | |
| | | | | | | | | Account Sewer usage | | | | | | |
| | | | | | | | | Account Total | | | | | 7,852.50 | |
| 3946 | | | CAROLINA MEADOWS | | | | | 212 APPLETREE LN | | | | RES | 262882 | |
| | 10000 | WATER SERVICE | | 075 | | | | 27 07/13/2020 | | 614 | 616 | 2 | 14.00 | |
| | 18000 | ADMINISTRATION FEE | | 075 | | | | 27 07/13/2020 | | | | | 15.00 | |
| | | | | | | | | Account Meter usage | | | | 665 | | |
| | | | | | | | | Account Sewer usage | | | | | | |
| | | | | | | | | Account Total | | | | | 7,881.50 | |
| 3948 | | | CAROLINA MEADOWS | | | | | 352 MIMOSA CIR | | | | RES | 262883 | |
| | 10000 | WATER SERVICE | | 075 | | | | 27 07/13/2020 | | 1020 | 1020 | | .00 | |
| | 18000 | ADMINISTRATION FEE | | 075 | | | | 27 07/13/2020 | | | | | 15.00 | |
| | | | | | | | | Account Meter usage | | | | 665 | | |
| | | | | | | | | Account Sewer usage | | | | | | |
| | | | | | | | | Account Total | | | | | 7,896.50 | |
| 3950 | | | CAROLINA MEADOWS | | | | | 351 MIMOSA CIR | | | | RES | 262884 | |
| | 10000 | WATER SERVICE | | 075 | | | | 27 07/13/2020 | | 752 | 752 | | .00 | |
| | 18000 | ADMINISTRATION FEE | | 075 | | | | 27 07/13/2020 | | | | | 15.00 | |
| | | | | | | | | Account Meter usage | | | | 665 | | |
| | | | | | | | | Account Sewer usage | | | | | | |
| | | | | | | | | Account Total | | | | | 7,896.50 | |



Run: BR Commit: BR0820

Primary Account: 3654

Detail For Primary
UB Charges

Begin: 07/01/2020 End: 07/31/2020 Bill date: 08/01/2020

District: CHAPEL HIL

| Account | Chg Cd | Description | Name | Mtr Size | Winter Units | Bill Qtr | Street Use Days | Rd Address | Prev Rd | Curr Rd | Acct Type | Usage | Amount | Bill # | Total |
|---------|--------|--------------------|------------------|----------|--------------|----------|-----------------|---------------------|---------|---------|-----------|-------|----------|--------|-------|
| 3952 | | | CAROLINA MEADOWS | | | | | | | | | | | | |
| | | | | | | | | 207 APPLETREE LN | | | RES | | 7,911.50 | | |
| | 10000 | WATER SERVICE | | 075 | | | | 27 07/13/2020 | 1249 | 1250 | | 1 | 7.00 | | |
| | 18000 | ADMINISTRATION FEE | | 075 | | | | 27 07/13/2020 | | | | | 15.00 | | |
| 3954 | | | CAROLINA MEADOWS | | | | | | | | | | | | |
| | | | | | | | | Account Meter usage | | | | 666 | | | |
| | | | | | | | | Account Sewer usage | | | | | | | |
| | | | | | | | | Account Total | | | | | 7,933.50 | | |
| 3956 | | | CAROLINA MEADOWS | | | | | 350 MIMOSA CIR | | | RES | | 262886 | | |
| | | | | | | | | 27 07/13/2020 | 975 | 979 | | 4 | 28.00 | | |
| | 10000 | WATER SERVICE | | 075 | | | | 27 07/13/2020 | | | | | 15.00 | | |
| | 18000 | ADMINISTRATION FEE | | 075 | | | | Account Meter usage | | | | 670 | | | |
| 3958 | | | CAROLINA MEADOWS | | | | | | | | | | | | |
| | | | | | | | | Account Meter usage | | | | | | | |
| | | | | | | | | Account Sewer usage | | | | | | | |
| | | | | | | | | Account Total | | | | | 7,976.50 | | |
| 3960 | | | CAROLINA MEADOWS | | | | | 209 APPLETREE LN | | | RES | | 262887 | | |
| | | | | | | | | 27 07/13/2020 | 607 | 611 | | 4 | 28.00 | | |
| | 10000 | WATER SERVICE | | 075 | | | | 27 07/13/2020 | | | | | 15.00 | | |
| | 18000 | ADMINISTRATION FEE | | 075 | | | | Account Meter usage | | | | 674 | | | |
| 3962 | | | CAROLINA MEADOWS | | | | | | | | | | | | |
| | | | | | | | | Account Meter usage | | | | | | | |
| | | | | | | | | Account Sewer usage | | | | | | | |
| | | | | | | | | Account Total | | | | | 8,019.50 | | |
| 3964 | | | CAROLINA MEADOWS | | | | | 349 MIMOSA CIR | | | RES | | 262888 | | |
| | | | | | | | | 27 07/13/2020 | 683 | 690 | | 7 | 52.00 | | |
| | 10000 | WATER SERVICE | | 075 | | | | 27 07/13/2020 | | | | | 15.00 | | |
| | 18000 | ADMINISTRATION FEE | | 075 | | | | Account Meter usage | | | | 681 | | | |
| 3966 | | | CAROLINA MEADOWS | | | | | | | | | | | | |
| | | | | | | | | Account Meter usage | | | | | | | |
| | | | | | | | | Account Sewer usage | | | | | | | |
| | | | | | | | | Account Total | | | | | 8,086.50 | | |
| 3968 | | | CAROLINA MEADOWS | | | | | 359 MIMOSA CIR | | | RES | | 262889 | | |
| | | | | | | | | 27 07/13/2020 | 1272 | 1283 | | 11 | 90.50 | | |
| | 10000 | WATER SERVICE | | 075 | | | | 27 07/13/2020 | | | | | 15.00 | | |
| | 18000 | ADMINISTRATION FEE | | 075 | | | | Account Meter usage | | | | 692 | | | |
| 3970 | | | CAROLINA MEADOWS | | | | | | | | | | | | |
| | | | | | | | | Account Meter usage | | | | | | | |
| | | | | | | | | Account Sewer usage | | | | | | | |
| | | | | | | | | Account Total | | | | | 8,192.00 | | |
| 3972 | | | CAROLINA MEADOWS | | | | | 216 APPLETREE LN | | | RES | | 262890 | | |
| | | | | | | | | 27 07/13/2020 | 1373 | 1375 | | 2 | 14.00 | | |
| | 10000 | WATER SERVICE | | 075 | | | | 27 07/13/2020 | | | | | 15.00 | | |
| | 18000 | ADMINISTRATION FEE | | 075 | | | | Account Meter usage | | | | 694 | | | |

07/31/2020 09:01
tracey.wilkie

CHATHAM COUNTY - MUNIS LIVE
Group Statement

Detail For Primary
UB Charges

Run: BR Commit: BR0820

Primary Account: 3654

Begin: 07/01/2020 End: 07/31/2020 Bill date: 08/01/2020

CAROLINA MEADOWS

District: CHAPEL HILL

| Account | Chg Cd | Description | Name | Mtr Size | Winter Units | Bill Qtr | Street Address | Rd | Use Days | Prev Rd | Curr Rd | Acct Type | Usage | Amount | Bill # | Total |
|---------|--------|-------------|------|----------|--------------|----------|----------------|----|----------|---------|---------|-----------|-------|--------|--------|-------|
|---------|--------|-------------|------|----------|--------------|----------|----------------|----|----------|---------|---------|-----------|-------|--------|--------|-------|

| | | | | | | | | | | | | | | | | |
|------|-------|--------------------|------------------|-----|--|--|---------------------|--|--|------|------|-----|-----|----------|--|--------|
| 3964 | | | CAROLINA MEADOWS | | | | 360 MIMOSA CIR | | | | | RES | | 8,221.00 | | 262891 |
| | 10000 | WATER SERVICE | | 075 | | | 27 07/13/2020 | | | 897 | 897 | | | | | |
| | 18000 | ADMINISTRATION FEE | | 075 | | | 27 07/13/2020 | | | | | | | | | 15.00 |
| | | | | | | | Account Meter usage | | | | | | 694 | | | |
| | | | | | | | Account Sewer usage | | | | | | | | | |
| | | | | | | | Account Total | | | | | | | 8,236.00 | | |
| 3966 | | | CAROLINA MEADOWS | | | | 237 CHERRYTREE LN | | | | | RES | | 8,236.00 | | 262892 |
| | 10000 | WATER SERVICE | | 075 | | | 27 07/13/2020 | | | 993 | 994 | | 1 | 7.00 | | |
| | 18000 | ADMINISTRATION FEE | | 075 | | | 27 07/13/2020 | | | | | | | 15.00 | | |
| | | | | | | | Account Meter usage | | | | | | 695 | | | |
| | | | | | | | Account Sewer usage | | | | | | | | | |
| | | | | | | | Account Total | | | | | | | 8,258.00 | | |
| 3968 | | | CAROLINA MEADOWS | | | | 236 CHERRYTREE LN | | | | | RES | | 8,258.00 | | 262893 |
| | 10000 | WATER SERVICE | | 075 | | | 27 07/13/2020 | | | 1398 | 1408 | | 10 | 80.50 | | |
| | 18000 | ADMINISTRATION FEE | | 075 | | | 27 07/13/2020 | | | | | | | 15.00 | | |
| | | | | | | | Account Meter usage | | | | | | 705 | | | |
| | | | | | | | Account Sewer usage | | | | | | | | | |
| | | | | | | | Account Total | | | | | | | 8,353.50 | | |
| 3970 | | | CAROLINA MEADOWS | | | | 230 CHERRYTREE LN | | | | | RES | | 8,353.50 | | 262894 |
| | 10000 | WATER SERVICE | | 075 | | | 27 07/13/2020 | | | 1433 | 1435 | | 2 | 14.00 | | |
| | 18000 | ADMINISTRATION FEE | | 075 | | | 27 07/13/2020 | | | | | | | 15.00 | | |
| | | | | | | | Account Meter usage | | | | | | 707 | | | |
| | | | | | | | Account Sewer usage | | | | | | | | | |
| | | | | | | | Account Total | | | | | | | 8,382.50 | | |
| 3972 | | | CAROLINA MEADOWS | | | | 234 CHERRYTREE LN | | | | | RES | | 8,382.50 | | 262895 |
| | 10000 | WATER SERVICE | | 075 | | | 27 07/13/2020 | | | 1301 | 1311 | | 10 | 80.50 | | |
| | 18000 | ADMINISTRATION FEE | | 075 | | | 27 07/13/2020 | | | | | | | 15.00 | | |
| | | | | | | | Account Meter usage | | | | | | 717 | | | |
| | | | | | | | Account Sewer usage | | | | | | | | | |
| | | | | | | | Account Total | | | | | | | 8,478.00 | | |
| 3974 | | | CAROLINA MEADOWS | | | | 235 CHERRYTREE LN | | | | | RES | | 8,478.00 | | 262896 |
| | 10000 | WATER SERVICE | | 075 | | | 27 07/13/2020 | | | 290 | 291 | | 1 | 7.00 | | |
| | 18000 | ADMINISTRATION FEE | | 075 | | | 27 07/13/2020 | | | | | | | 15.00 | | |
| | | | | | | | Account Meter usage | | | | | | 718 | | | |
| | | | | | | | Account Sewer usage | | | | | | | | | |



IP 35
|utstmrp

07/31/2020 09:01
tracey.wilkie

CHATHAM COUNTY - MUNIS LIVE
|Group Statement

Detail For Primary
UB Charges

Run: BR Commit: BR0820
Primary Account: 3654

CAROLINA MEADOWS

Begin: 07/01/2020 End: 07/31/2020 Bill date: 08/01/2020

District: CHAPEL HIL

| Account | Chg Cd | Description | Name | Mtr Size | Winter Units | Bill Qtr | Street Address | Rd | Date | Prev Rd | Curr Rd | Acct Type | Usage | Amount | Bill # | Total |
|---------|--------|-------------|------|----------|--------------|----------|----------------|----|------|---------|---------|-----------|-------|--------|--------|-------|
|---------|--------|-------------|------|----------|--------------|----------|----------------|----|------|---------|---------|-----------|-------|--------|--------|-------|

Account Total-----> 8,500.00

| | | | | | | | | | | | | | | | | |
|------|-------|--------------------|------------------|-----|--|--|-------------------|--|--|------|------|-----|---|--|--|--------|
| 3976 | | | CAROLINA MEADOWS | | | | 239 CHERRYTREE LN | | | | | RES | | | | 262897 |
| | 10000 | WATER SERVICE | | 075 | | | 27 07/13/2020 | | | 1372 | 1373 | | 1 | | | 7.00 |
| | 18000 | ADMINISTRATION FEE | | 075 | | | 27 07/13/2020 | | | | | | | | | 15.00 |

Account Meter usage
Account Sewer usage
Account Total----->

| | | | | | | | | | | | | | | | | |
|------|-------|--------------------|------------------|-----|--|--|----------------|--|--|------|------|-----|--|--|--|----------|
| 3978 | | | CAROLINA MEADOWS | | | | 361 MIMOSA CIR | | | | | RES | | | | 8,522.00 |
| | 10000 | WATER SERVICE | | 075 | | | 27 07/13/2020 | | | 1222 | 1222 | | | | | 262898 |
| | 18000 | ADMINISTRATION FEE | | 075 | | | 27 07/13/2020 | | | | | | | | | .00 |

Account Meter usage
Account Sewer usage
Account Total----->

| | | | | | | | | | | | | | | | | |
|------|-------|--------------------|------------------|-----|--|--|----------------|--|--|------|------|-----|---|--|--|----------|
| 3980 | | | CAROLINA MEADOWS | | | | 363 MIMOSA CIR | | | | | RES | | | | 8,537.00 |
| | 10000 | WATER SERVICE | | 075 | | | 27 07/13/2020 | | | 2205 | 2206 | | 1 | | | 7.00 |
| | 18000 | ADMINISTRATION FEE | | 075 | | | 27 07/13/2020 | | | | | | | | | 15.00 |

Account Meter usage
Account Sewer usage
Account Total----->

| | | | | | | | | | | | | | | | | |
|------|-------|--------------------|------------------|-----|--|--|-------------------|--|--|------|------|-----|---|--|--|----------|
| 3982 | | | CAROLINA MEADOWS | | | | 240 CHERRYTREE LN | | | | | RES | | | | 8,559.00 |
| | 10000 | WATER SERVICE | | 075 | | | 27 07/13/2020 | | | 1429 | 1435 | | 6 | | | 43.50 |
| | 18000 | ADMINISTRATION FEE | | 075 | | | 27 07/13/2020 | | | | | | | | | 15.00 |

Account Meter usage
Account Sewer usage
Account Total----->

| | | | | | | | | | | | | | | | | |
|------|-------|--------------------|------------------|-----|--|--|----------------|--|--|------|------|-----|--|--|--|----------|
| 3984 | | | CAROLINA MEADOWS | | | | 364 MIMOSA CIR | | | | | RES | | | | 8,617.50 |
| | 10000 | WATER SERVICE | | 075 | | | 27 07/13/2020 | | | 1947 | 1947 | | | | | 262901 |
| | 18000 | ADMINISTRATION FEE | | 075 | | | 27 07/13/2020 | | | | | | | | | .00 |

Account Meter usage
Account Sewer usage
Account Total----->

| | | | | | | | | | | | | | | | | |
|------|-------|--------------------|------------------|-----|--|--|-------------------|--|--|------|------|-----|---|--|--|----------|
| 3986 | | | CAROLINA MEADOWS | | | | 241 CHERRYTREE LN | | | | | RES | | | | 8,632.50 |
| | 10000 | WATER SERVICE | | 075 | | | 27 07/13/2020 | | | 1050 | 1055 | | 5 | | | 35.00 |
| | 18000 | ADMINISTRATION FEE | | 075 | | | 27 07/13/2020 | | | | | | | | | 15.00 |

Account Meter usage
Account Sewer usage
Account Total----->



07/31/2020 09:01
tracey.wilkie

CHATHAM COUNTY - MUNIS LIVE
Group Statement

Detail For Primary
UB Charges

Run: BR Commit: BR0820

Primary Account: 3654

Begin: 07/01/2020 End: 07/31/2020 Bill date: 08/01/2020

CAROLINA MEADOWS

District: CHAPEL HIL

| Account | Chg Cd | Description | Name | Mtr Size | Winter Units | Bill Qtr | Street Address | Rd Date | Prev Rd | Curr Rd | Acct Type | Usage | Amount | Bill # |
|---------|--------|-------------|------|----------|--------------|----------|----------------|---------|---------|---------|-----------|-------|--------|--------|
| | | | | | | | | | | | | | | Total |

Account Total-----> 8,682.50

| | | | | | | | | | | | | | | |
|------|-------|--------------------|------------------|-----|--|--|-----------------|--|-----|-----|-----|---|--------|--|
| 3988 | | | CAROLINA MEADOWS | | | | 401 MAGNOLIA DR | | | | RES | | 262903 | |
| | 10000 | WATER SERVICE | | 075 | | | 27 07/13/2020 | | 591 | 594 | | 3 | 21.00 | |
| | 18000 | ADMINISTRATION FEE | | 075 | | | 27 07/13/2020 | | | | | | 15.00 | |

Account Meter usage
Account Sewer usage
Account Total-----> 734

| | | | | | | | | | | | | | | |
|------|-------|--------------------|------------------|-----|--|--|-------------------|--|------|------|-----|-----|----------|--|
| 3990 | | | CAROLINA MEADOWS | | | | 242 CHERRYTREE LN | | | | RES | | 262904 | |
| | 10000 | WATER SERVICE | | 075 | | | 27 07/13/2020 | | 1011 | 1118 | | 107 | 1,050.50 | |
| | 18000 | ADMINISTRATION FEE | | 075 | | | 27 07/13/2020 | | | | | | 15.00 | |

Account Meter usage
Account Sewer usage
Account Total-----> 841

| | | | | | | | | | | | | | | |
|------|-------|--------------------|------------------|-----|--|--|-----------------|--|-----|-----|-----|---|--------|--|
| 3992 | | | CAROLINA MEADOWS | | | | 402 MAGNOLIA DR | | | | RES | | 262905 | |
| | 10000 | WATER SERVICE | | 075 | | | 27 07/13/2020 | | 854 | 858 | | 4 | 28.00 | |
| | 18000 | ADMINISTRATION FEE | | 075 | | | 27 07/13/2020 | | | | | | 15.00 | |

Account Meter usage
Account Sewer usage
Account Total-----> 845

| | | | | | | | | | | | | | | |
|------|-------|--------------------|------------------|-----|--|--|------------------|--|-----|-----|-----|---|--------|--|
| 3994 | | | CAROLINA MEADOWS | | | | 403 HAWTHORNE DR | | | | RES | | 262906 | |
| | 10000 | WATER SERVICE | | 075 | | | 29 07/15/2020 | | 115 | 117 | | 2 | 14.00 | |
| | 18000 | ADMINISTRATION FEE | | 075 | | | 29 07/15/2020 | | | | | | 15.00 | |

Account Meter usage
Account Sewer usage
Account Total-----> 847

| | | | | | | | | | | | | | | |
|------|-------|--------------------|------------------|-----|--|--|------------------|--|------|------|-----|---|--------|--|
| 3998 | | | CAROLINA MEADOWS | | | | 251 APPLETREE LN | | | | RES | | 262908 | |
| | 10000 | WATER SERVICE | | 075 | | | 27 07/13/2020 | | 1177 | 1178 | | 1 | 7.00 | |
| | 18000 | ADMINISTRATION FEE | | 075 | | | 27 07/13/2020 | | | | | | 15.00 | |

Account Meter usage
Account Sewer usage
Account Total-----> 848

| | | | | | | | | | | | | | | |
|------|-------|--------------------|------------------|-----|--|--|------------------|--|-----|-----|-----|---|--------|--|
| 4000 | | | CAROLINA MEADOWS | | | | 404 HAWTHORNE DR | | | | RES | | 262909 | |
| | 10000 | WATER SERVICE | | 075 | | | 27 07/13/2020 | | 927 | 929 | | 2 | 14.00 | |
| | 18000 | ADMINISTRATION FEE | | 075 | | | 27 07/13/2020 | | | | | | 15.00 | |

Account Meter usage
Account Sewer usage
Account Total-----> 850



CHATHAM COUNTY
North Carolina

07/31/2020 09:01
tracey.wilkie

CHATHAM COUNTY - MUNIS LIVE
Group Statement

Detail For Primary
UB Charges

Run: BR Commit: BR0820

Begin: 07/01/2020 End: 07/31/2020 Bill date: 08/01/2020

Primary Account: 3654

CAROLINA MEADOWS

District: CHAPEL HIL

| Account | Chg Cd | Description | Name | Mtr Size | Winter Units | Bill Qtr | Street Address | Rd | Date | Prev Rd | Curr Rd | Acct Type | Usage | Amount | Bill # | Total |
|---------|--------|-------------|------|----------|--------------|----------|----------------|----|------|---------|---------|-----------|-------|--------|--------|-------|
|---------|--------|-------------|------|----------|--------------|----------|----------------|----|------|---------|---------|-----------|-------|--------|--------|-------|

| | | | | | | | | | | | | | | | | |
|------|-------|--------------------|------------------|-----|--|--|---------------------|--|--|-------|-------|---------|-----|-----------|-------|--------|
| 4002 | | | CAROLINA MEADOWS | | | | 405 HAWTHORNE DR | | | | | RES | | 9,907.00 | | |
| | 10000 | WATER SERVICE | | 075 | | | 29 07/15/2020 | | | 145 | 147 | | 2 | | | 262910 |
| | 18000 | ADMINISTRATION FEE | | 075 | | | 29 07/15/2020 | | | | | | | | 14.00 | 15.00 |
| | | | | | | | Account Meter usage | | | | | | 852 | | | |
| | | | | | | | Account Sewer usage | | | | | | | | | |
| | | | | | | | Account Total | | | | | | | 9,936.00 | | |
| 4004 | | | CAROLINA MEADOWS | | | | 406 HAWTHORNE DR | | | | | RES | | 262911 | | |
| | 10000 | WATER SERVICE | | 075 | | | 27 07/13/2020 | | | 603 | 605 | | 2 | | | 14.00 |
| | 18000 | ADMINISTRATION FEE | | 075 | | | 27 07/13/2020 | | | | | | | | | 15.00 |
| | | | | | | | Account Meter usage | | | | | | 854 | | | |
| | | | | | | | Account Sewer usage | | | | | | | | | |
| | | | | | | | Account Total | | | | | | | 9,965.00 | | |
| 4006 | | | CAROLINA MEADOWS | | | | 250 APPLETREE LN | | | | | RES | | 262912 | | |
| | 10000 | WATER SERVICE | | 075 | | | 27 07/13/2020 | | | 1248 | 1249 | | 1 | | | 7.00 |
| | 18000 | ADMINISTRATION FEE | | 075 | | | 27 07/13/2020 | | | | | | | | | 15.00 |
| | | | | | | | Account Meter usage | | | | | | 855 | | | |
| | | | | | | | Account Sewer usage | | | | | | | | | |
| | | | | | | | Account Total | | | | | | | 9,987.00 | | |
| 4010 | | | CAROLINA MEADOWS | | | | 248 CHERRYTREE LN | | | | | RES | | 262914 | | |
| | 10000 | WATER SERVICE | | 075 | | | 27 07/13/2020 | | | 1314 | 1317 | | 3 | | | 21.00 |
| | 18000 | ADMINISTRATION FEE | | 075 | | | 27 07/13/2020 | | | | | | | | | 15.00 |
| | | | | | | | Account Meter usage | | | | | | 858 | | | |
| | | | | | | | Account Sewer usage | | | | | | | | | |
| | | | | | | | Account Total | | | | | | | 10,023.00 | | |
| 4014 | | | CAROLINA MEADOWS | | | | 0 MIMOSA CIR GOLF1 | | | | | COMM SM | | 262915 | | |
| | 10000 | WATER SERVICE | | 200 | | | 27 07/13/2020 | | | 13527 | 13529 | | 2 | | | 14.00 |
| | 18000 | ADMINISTRATION FEE | | 200 | | | 27 07/13/2020 | | | | | | | | | 15.00 |
| | | | | | | | Account Meter usage | | | | | | 860 | | | |
| | | | | | | | Account Sewer usage | | | | | | | | | |
| | | | | | | | Account Total | | | | | | | 10,052.00 | | |
| 4016 | | | CAROLINA MEADOWS | | | | 245 CHERRYTREE LN | | | | | RES | | 262916 | | |
| | 10000 | WATER SERVICE | | 075 | | | 27 07/13/2020 | | | 407 | 408 | | 1 | | | 7.00 |
| | 18000 | ADMINISTRATION FEE | | 075 | | | 27 07/13/2020 | | | | | | | | | 15.00 |
| | | | | | | | Account Meter usage | | | | | | 861 | | | |
| | | | | | | | Account Sewer usage | | | | | | | | | |

07/31/2020 09:01
tracey.wilkie

CHATHAM COUNTY - MUNIS LIVE
Group Statement

Detail For Primary
UB Charges

P 38
utstmrp

Run: BR Commit: BR0820

Begin: 07/01/2020 End: 07/31/2020 Bill date: 08/01/2020

Primary Account: 3654

CAROLINA MEADOWS

District: CHAPEL HIL

| Account | Chg Cd | Description | Name | Mtr Size | Winter Units | Bill Qtr | Street Address | Rd Date | Prev Rd | Curr Rd | Acct Type | Usage | Amount | Bill # | Total |
|---------|--------|--------------------|------------------|----------|--------------|----------|---------------------|---------|---------|---------|-----------|-------|-----------|--------|-------|
| 4018 | | | CAROLINA MEADOWS | | | | 368 ELMWOOD DR | | | | RES | | 10,074.00 | | |
| | 10000 | WATER SERVICE | | 075 | | | 27 07/13/2020 | | 952 | 954 | | 2 | 14.00 | | |
| | 18000 | ADMINISTRATION FEE | | 075 | | | 27 07/13/2020 | | | | | | 15.00 | | |
| | | | | | | | Account Meter usage | | | | | 863 | | | |
| | | | | | | | Account Sewer usage | | | | | | | | |
| | | | | | | | Account Total | | | | | | 10,103.00 | | |
| 4020 | | | CAROLINA MEADOWS | | | | 244 CHERRYTREE LN | | | | RES | | 262918 | | |
| | 10000 | WATER SERVICE | | 075 | | | 27 07/13/2020 | | 515 | 520 | | 5 | 35.00 | | |
| | 18000 | ADMINISTRATION FEE | | 075 | | | 27 07/13/2020 | | | | | | 15.00 | | |
| | | | | | | | Account Meter usage | | | | | 868 | | | |
| | | | | | | | Account Sewer usage | | | | | | | | |
| | | | | | | | Account Total | | | | | | 10,153.00 | | |
| 4024 | | | CAROLINA MEADOWS | | | | 358 MIMOSA CIR | | | | RES | | 262920 | | |
| | 10000 | WATER SERVICE | | 075 | | | 27 07/13/2020 | | 1558 | 1565 | | 7 | 52.00 | | |
| | 18000 | ADMINISTRATION FEE | | 075 | | | 27 07/13/2020 | | | | | | 15.00 | | |
| | | | | | | | Account Meter usage | | | | | 875 | | | |
| | | | | | | | Account Sewer usage | | | | | | | | |
| | | | | | | | Account Total | | | | | | 10,220.00 | | |
| 4026 | | | CAROLINA MEADOWS | | | | 282 PEARTREE CIR | | | | RES | | 262921 | | |
| | 10000 | WATER SERVICE | | 075 | | | 27 07/13/2020 | | 1518 | 1519 | | 1 | 7.00 | | |
| | 18000 | ADMINISTRATION FEE | | 075 | | | 27 07/13/2020 | | | | | | 15.00 | | |
| | | | | | | | Account Meter usage | | | | | 876 | | | |
| | | | | | | | Account Sewer usage | | | | | | | | |
| | | | | | | | Account Total | | | | | | 10,242.00 | | |
| 4030 | | | CAROLINA MEADOWS | | | | 357 MIMOSA CIR | | | | RES | | 262923 | | |
| | 10000 | WATER SERVICE | | 075 | | | 27 07/13/2020 | | 721 | 723 | | 2 | 14.00 | | |
| | 18000 | ADMINISTRATION FEE | | 075 | | | 27 07/13/2020 | | | | | | 15.00 | | |
| | | | | | | | Account Meter usage | | | | | 878 | | | |
| | | | | | | | Account Sewer usage | | | | | | | | |
| | | | | | | | Account Total | | | | | | 10,271.00 | | |
| 4032 | | | CAROLINA MEADOWS | | | | 267 PEARTREE CIR | | | | RES | | 262924 | | |
| | 10000 | WATER SERVICE | | 075 | | | 27 07/13/2020 | | 979 | 982 | | 3 | 21.00 | | |
| | 18000 | ADMINISTRATION FEE | | 075 | | | 27 07/13/2020 | | | | | | 15.00 | | |
| | | | | | | | Account Meter usage | | | | | 881 | | | |
| | | | | | | | Account Sewer usage | | | | | | | | |



CHATHAM
COUNTY
North Carolina

07/31/2020 09:01
tracey.wilkie

CHATHAM COUNTY - MUNIS LIVE
Group Statement

MUNIS LIVE

Detail For Primary
UB Charges

Run: BR Commit: BR0820

Primary Account: 3654

Begin: 07/01/2020 End: 07/31/2020 Bill date: 08/01/2020

CAROLINA MEADOWS

District: CHAPEL HIL

| Account | Chg Cd | Description | Name | Mtr Size | Winter Units | Bill Qtr | Street Address | Rd | Date | Prev Rd | Curr Rd | Acct Type | Usage | Amount | Bill # |
|---------|--------|-------------|------|----------|--------------|----------|----------------|----|------|---------|---------|-----------|-------|--------|--------|
|---------|--------|-------------|------|----------|--------------|----------|----------------|----|------|---------|---------|-----------|-------|--------|--------|

| | | | | | | | | | | | | | | | |
|------|-------|--------------------|------------------|-----|--|--|---------------------|------|--|------|---|-----|--|-----------|--|
| 4034 | | | CAROLINA MEADOWS | | | | 203 APPLETREE LN | | | | | RES | | 10,307.00 | |
| | 10000 | WATER SERVICE | | 075 | | | 27 07/13/2020 | 974 | | 976 | 2 | | | 262925 | |
| | 18000 | ADMINISTRATION FEE | | 075 | | | 27 07/13/2020 | | | | | | | 14.00 | |
| | | | | | | | Account Meter usage | | | | | | | 15.00 | |
| | | | | | | | Account Sewer usage | | | | | | | | |
| | | | | | | | Account Total | | | | | | | 10,336.00 | |
| 4036 | | | CAROLINA MEADOWS | | | | 210 APPLETREE LN | | | | | RES | | 262926 | |
| | 10000 | WATER SERVICE | | 075 | | | 27 07/13/2020 | 1073 | | 1074 | 1 | | | 7.00 | |
| | 18000 | ADMINISTRATION FEE | | 075 | | | 27 07/13/2020 | | | | | | | 15.00 | |
| | | | | | | | Account Meter usage | | | | | | | | |
| | | | | | | | Account Sewer usage | | | | | | | | |
| | | | | | | | Account Total | | | | | | | 10,358.00 | |
| 4040 | | | CAROLINA MEADOWS | | | | 211 APPLETREE LN | | | | | RES | | 262928 | |
| | 10000 | WATER SERVICE | | 075 | | | 27 07/13/2020 | 925 | | 926 | 1 | | | 7.00 | |
| | 18000 | ADMINISTRATION FEE | | 075 | | | 27 07/13/2020 | | | | | | | 15.00 | |
| | | | | | | | Account Meter usage | | | | | | | | |
| | | | | | | | Account Sewer usage | | | | | | | | |
| | | | | | | | Account Total | | | | | | | 10,380.00 | |
| 4042 | | | CAROLINA MEADOWS | | | | 221 APPLETREE LN | | | | | RES | | 262929 | |
| | 10000 | WATER SERVICE | | 075 | | | 27 07/13/2020 | 802 | | 803 | 1 | | | 7.00 | |
| | 18000 | ADMINISTRATION FEE | | 075 | | | 27 07/13/2020 | | | | | | | 15.00 | |
| | | | | | | | Account Meter usage | | | | | | | | |
| | | | | | | | Account Sewer usage | | | | | | | | |
| | | | | | | | Account Total | | | | | | | 10,402.00 | |
| 4046 | | | CAROLINA MEADOWS | | | | 222 APPLETREE LN | | | | | RES | | 262931 | |
| | 10000 | WATER SERVICE | | 075 | | | 27 07/13/2020 | 1278 | | 1279 | 1 | | | 7.00 | |
| | 18000 | ADMINISTRATION FEE | | 075 | | | 27 07/13/2020 | | | | | | | 15.00 | |
| | | | | | | | Account Meter usage | | | | | | | | |
| | | | | | | | Account Sewer usage | | | | | | | | |
| | | | | | | | Account Total | | | | | | | 10,424.00 | |
| 4050 | | | CAROLINA MEADOWS | | | | 225 APPLETREE LN | | | | | RES | | 262933 | |
| | 10000 | WATER SERVICE | | 075 | | | 27 07/13/2020 | 972 | | 973 | 1 | | | 7.00 | |
| | 18000 | ADMINISTRATION FEE | | 075 | | | 27 07/13/2020 | | | | | | | 15.00 | |
| | | | | | | | Account Meter usage | | | | | | | | |
| | | | | | | | Account Sewer usage | | | | | | | | |
| | | | | | | | Account Total | | | | | | | 10,424.00 | |

Detail For Primary UB Charges

Run: BR Commit: BR0820

Primary Account: 3654

Begin: 07/01/2020 End: 07/31/2020 Bill date: 08/01/2020

CAROLINA MEADOWS

District: CHAPEL HILL

[illegible]

| | | CAROLINA MEADOWS | | Account Total-----> | | |
|------|-------|--------------------|-----|---------------------|------|-----------|
| 4054 | | | | | | 10,446.00 |
| | | | | 232 CHERRYTREE LN | RES | 262934 |
| | 10000 | WATER SERVICE | 075 | 27 07/13/2020 | 1169 | .00 |
| | 18000 | ADMINISTRATION FEE | 075 | 27 07/13/2020 | 1169 | 15.00 |
| | | | | Account Meter usage | | |
| | | | | Account Sewer usage | | |
| | | | | Account Total-----> | 888 | |
| | | | | | | 10,461.00 |
| 4056 | | | | 233 CHERRYTREE LN | RES | 262935 |
| | 10000 | WATER SERVICE | 075 | 27 07/13/2020 | 551 | 7.00 |
| | 18000 | ADMINISTRATION FEE | 075 | 27 07/13/2020 | 552 | 15.00 |
| | | | | Account Meter usage | | |
| | | | | Account Sewer usage | | |
| | | | | Account Total-----> | 889 | |
| | | | | | | 10,483.00 |
| 4058 | | | | 262 PEARTREE CIR | RES | 262936 |
| | 10000 | WATER SERVICE | 075 | 27 07/13/2020 | 770 | .00 |
| | 18000 | ADMINISTRATION FEE | 075 | 27 07/13/2020 | 770 | 15.00 |
| | | | | Account Meter usage | | |
| | | | | Account Sewer usage | | |
| | | | | Account Total-----> | 889 | |
| | | | | | | 10,498.00 |
| 4062 | | | | 266 PEARTREE CIR | RES | 262938 |
| | 10000 | WATER SERVICE | 075 | 27 07/13/2020 | 818 | 21.00 |
| | 18000 | ADMINISTRATION FEE | 075 | 27 07/13/2020 | 821 | 15.00 |
| | | | | Account Meter usage | | |
| | | | | Account Sewer usage | | |
| | | | | Account Total-----> | 892 | |
| | | | | | | 10,534.00 |
| 4064 | | | | 272 PEARTREE CIR | RES | 262939 |
| | 10000 | WATER SERVICE | 075 | 27 07/13/2020 | 1399 | .00 |
| | 18000 | ADMINISTRATION FEE | 075 | 27 07/13/2020 | 1399 | 15.00 |
| | | | | Account Meter usage | | |
| | | | | Account Sewer usage | | |
| | | | | Account Total-----> | 892 | |
| | | | | | | 10,549.00 |
| 4066 | | | | 276 PEARTREE CIR | RES | 262940 |
| | 10000 | WATER SERVICE | 075 | 27 07/13/2020 | 840 | .00 |
| | 18000 | ADMINISTRATION FEE | 075 | 27 07/13/2020 | 840 | 15.00 |
| | | | | Account Meter usage | | |
| | | | | Account Sewer usage | | |
| | | | | Account Total-----> | 892 | |



CHATHAM
COUNTY
North Carolina

07/31/2020 09:01 | CHATHAM COUNTY - MUNIS LIVE | P 41
tracey.wilkie | Group Statement | utstmrp

Run: BR Commit: BR0820 | Detail For Primary | Begin: 07/01/2020 End: 07/31/2020 Bill date: 08/01/2020
Primary Account: 3654 | UB Charges | District: CHAPEL HIL

| CAROLINA MEADOWS | | | | | | | | | | | | | | | | |
|-----------------------|--------|--------------------|------------------|----------|--------------|----------|---------------------|----|------|---------|---------|-----------|-------|-----------|--------|-------|
| District: CHAPEL HIL | | | | | | | | | | | | | | | | |
| Primary Account: 3654 | | | | | | | | | | | | | | | | |
| Account | Chg Cd | Description | Name | Mtr Size | Winter Units | Bill Qtr | Street Address | Rd | Days | Prev Rd | Curr Rd | Acct Type | Usage | Amount | Bill # | Total |
| Account Total-----> | | | | | | | | | | | | | | | | |
| 4070 | | | CAROLINA MEADOWS | | | | 277 PEARTREE CIR | | | | | RES | | 10,564.00 | | |
| | 10000 | WATER SERVICE | | 075 | | | 27 07/13/2020 | | | 1133 | 1134 | | 1 | 7.00 | 262941 | |
| | 18000 | ADMINISTRATION FEE | | 075 | | | 27 07/13/2020 | | | | | | | 15.00 | | |
| Account Meter usage | | | | | | | | | | | | | | | | |
| Account Sewer usage | | | | | | | | | | | | | | | | |
| Account Total-----> | | | | | | | | | | | | | | | | |
| 4074 | | | CAROLINA MEADOWS | | | | 280 PEARTREE CIR | | | | | RES | | 10,586.00 | | |
| | 10000 | WATER SERVICE | | 075 | | | 27 07/13/2020 | | | 1168 | 1170 | | 2 | 14.00 | 262942 | |
| | 18000 | ADMINISTRATION FEE | | 075 | | | 27 07/13/2020 | | | | | | | 15.00 | | |
| Account Meter usage | | | | | | | | | | | | | | | | |
| Account Sewer usage | | | | | | | | | | | | | | | | |
| Account Total-----> | | | | | | | | | | | | | | | | |
| 4080 | | | CAROLINA MEADOWS | | | | Account Meter usage | | | | | | 895 | 10,615.00 | | |
| | 10000 | WATER SERVICE | | 075 | | | Account Sewer usage | | | | | | | .00 | 262944 | |
| | 18000 | ADMINISTRATION FEE | | 075 | | | Account Total-----> | | | | | | | 15.00 | | |
| Account Meter usage | | | | | | | | | | | | | | | | |
| Account Sewer usage | | | | | | | | | | | | | | | | |
| Account Total-----> | | | | | | | | | | | | | | | | |
| 4082 | | | CAROLINA MEADOWS | | | | 213 APPLETREE LN | | | | | RES | | 10,630.00 | | |
| | 10000 | WATER SERVICE | | 075 | | | 27 07/13/2020 | | | 884 | 888 | | 4 | 28.00 | 262945 | |
| | 18000 | ADMINISTRATION FEE | | 075 | | | 27 07/13/2020 | | | | | | | 15.00 | | |
| Account Meter usage | | | | | | | | | | | | | | | | |
| Account Sewer usage | | | | | | | | | | | | | | | | |
| Account Total-----> | | | | | | | | | | | | | | | | |
| 4084 | | | CAROLINA MEADOWS | | | | Account Meter usage | | | | | | 899 | 10,673.00 | | |
| | 10000 | WATER SERVICE | | 075 | | | Account Sewer usage | | | | | | | .00 | 262946 | |
| | 18000 | ADMINISTRATION FEE | | 075 | | | Account Total-----> | | | | | | | 15.00 | | |
| Account Meter usage | | | | | | | | | | | | | | | | |
| Account Sewer usage | | | | | | | | | | | | | | | | |
| Account Total-----> | | | | | | | | | | | | | | | | |
| 4086 | | | CAROLINA MEADOWS | | | | 252 APPLETREE LN | | | | | RES | | 10,702.00 | | |
| | 10000 | WATER SERVICE | | 075 | | | 27 07/13/2020 | | | 690 | 692 | | 2 | 14.00 | 262947 | |
| | 18000 | ADMINISTRATION FEE | | 075 | | | 27 07/13/2020 | | | | | | | 15.00 | | |
| Account Meter usage | | | | | | | | | | | | | | | | |
| Account Sewer usage | | | | | | | | | | | | | | | | |
| Account Total-----> | | | | | | | | | | | | | | | | |
| 4086 | | | CAROLINA MEADOWS | | | | Account Meter usage | | | | | | 901 | 10,702.00 | | |
| | 10000 | WATER SERVICE | | 075 | | | Account Sewer usage | | | | | | | .00 | 262947 | |
| | 18000 | ADMINISTRATION FEE | | 075 | | | Account Total-----> | | | | | | | 15.00 | | |
| Account Meter usage | | | | | | | | | | | | | | | | |
| Account Sewer usage | | | | | | | | | | | | | | | | |
| Account Total-----> | | | | | | | | | | | | | | | | |



CHATHAM
COUNTY
North Carolina

P 42
| utstmrp

CHATHAM COUNTY - MUNIS LIVE
| Group Statement

07/31/2020 09:01
tracey.wilkie

Detail For Primary
UB Charges

Run: BR Commit: BR0820
Primary Account: 3654

CAROLINA MEADOWS

Run: 07/01/2020 End: 07/31/2020 Bill date: 08/01/2020

District: CHAPEL HIL

| Account | Chg Cd | Description | Name | Mtr Size | Winter Units | Bill Street Address | Rd Date | Prev Rd | Curr Rd | Acct Type | Usage | Amount | Bill # |
|---------|--------|--------------------|------------------|----------|--------------|---------------------|---------|---------|---------|-----------|-------|-----------|--------|
| 4092 | | | CAROLINA MEADOWS | | | 265 PEARTREE CIR | | | | RES | | 10,717.00 | |
| | 10000 | WATER SERVICE | | 075 | | 27 07/13/2020 | 549 | 549 | | | | 262949 | |
| | 18000 | ADMINISTRATION FEE | | 075 | | 27 07/13/2020 | | | | | | .00 | |
| | | | | | | Account Meter usage | | | | | | 15.00 | |
| | | | | | | Account Sewer usage | | | | | | | |
| 4100 | | | CAROLINA MEADOWS | | | 275 PEARTREE CIR | | | | RES | | 10,732.00 | |
| | 10000 | WATER SERVICE | | 075 | | 27 07/13/2020 | 1519 | 1520 | | | 1 | 262953 | |
| | 18000 | ADMINISTRATION FEE | | 075 | | 27 07/13/2020 | | | | | | 7.00 | |
| | | | | | | Account Meter usage | | | | | | 15.00 | |
| | | | | | | Account Sewer usage | | | | | | | |
| 4106 | | | CAROLINA MEADOWS | | | 279 PEARTREE CIR | | | | RES | | 10,754.00 | |
| | 10000 | WATER SERVICE | | 075 | | 27 07/13/2020 | 1171 | 1177 | | | 6 | 262956 | |
| | 18000 | ADMINISTRATION FEE | | 075 | | 27 07/13/2020 | | | | | | 43.50 | |
| | | | | | | Account Meter usage | | | | | | 15.00 | |
| | | | | | | Account Sewer usage | | | | | | | |
| 4112 | | | CAROLINA MEADOWS | | | 205 APPLETREE LN | | | | RES | | 10,812.50 | |
| | 10000 | WATER SERVICE | | 075 | | 27 07/13/2020 | 981 | 982 | | | 1 | 262959 | |
| | 18000 | ADMINISTRATION FEE | | 075 | | 27 07/13/2020 | | | | | | 7.00 | |
| | | | | | | Account Meter usage | | | | | | 15.00 | |
| | | | | | | Account Sewer usage | | | | | | | |
| 4116 | | | CAROLINA MEADOWS | | | 223 APPLETREE LN | | | | RES | | 10,834.50 | |
| | 10000 | WATER SERVICE | | 075 | | 27 07/13/2020 | 1319 | 1321 | | | 2 | 262961 | |
| | 18000 | ADMINISTRATION FEE | | 075 | | 27 07/13/2020 | | | | | | 14.00 | |
| | | | | | | Account Meter usage | | | | | | 15.00 | |
| | | | | | | Account Sewer usage | | | | | | | |
| 4120 | | | CAROLINA MEADOWS | | | 226 APPLETREE LN | | | | RES | | 10,863.50 | |
| | 10000 | WATER SERVICE | | 075 | | 27 07/13/2020 | 1203 | 1204 | | | 1 | 262963 | |
| | 18000 | ADMINISTRATION FEE | | 075 | | 27 07/13/2020 | | | | | | 7.00 | |
| | | | | | | Account Meter usage | | | | | | 15.00 | |
| | | | | | | Account Sewer usage | | | | | | | |



| | | | | | | | | | | | |
|------|----------------|-------------------------------------|------------------|------------|---------------------------------------|--|--|--|--|-----------|--|
| 4124 | 10000 18000 | WATER SERVICE ADMINISTRATION FEE | CAROLINA MEADOWS | 075 075 | Account Total-----> | | | | | 10,885.50 | |
| | | | | | 229 CHERRYTREE LN RES | | | | | 262965 | |
| | | | | | 27 07/13/2020 970 971 1 | | | | | 7.00 | |
| | | | | | 27 07/13/2020 Account Meter usage 913 | | | | | 15.00 | |
| 4130 | 10000 18000 | WATER SERVICE ADMINISTRATION FEE | CAROLINA MEADOWS | 075 075 | Account Sewer usage | | | | | | |
| | | | | | Account Sewer usage | | | | | | |
| | | | | | Account Total-----> | | | | | 10,907.50 | |
| | | | | | 231 CHERRYTREE LN RES | | | | | 262968 | |
| 4136 | 10000 18000 | WATER SERVICE ADMINISTRATION FEE | CAROLINA MEADOWS | 075 075 | 27 07/13/2020 1136 1136 | | | | | .00 | |
| | | | | | 27 07/13/2020 Account Meter usage 913 | | | | | 15.00 | |
| | | | | | Account Sewer usage | | | | | | |
| | | | | | Account Total-----> | | | | | 10,922.50 | |
| 4140 | 10000 18000 | WATER SERVICE ADMINISTRATION FEE | CAROLINA MEADOWS | 075 075 | 243 CHERRYTREE LN RES | | | | | 262971 | |
| | | | | | 27 07/13/2020 1519 1528 9 | | | | | 70.50 | |
| | | | | | 27 07/13/2020 Account Meter usage 922 | | | | | 15.00 | |
| | | | | | Account Sewer usage | | | | | | |
| 4144 | 10000 18000 | WATER SERVICE ADMINISTRATION FEE | CAROLINA MEADOWS | 075 075 | Account Total-----> | | | | | 11,008.00 | |
| | | | | | 246 CHERRYTREE LN RES | | | | | 262973 | |
| | | | | | 27 07/13/2020 851 851 | | | | | .00 | |
| | | | | | 27 07/13/2020 Account Meter usage 922 | | | | | 15.00 | |
| 4148 | 10000 18000 | WATER SERVICE ADMINISTRATION FEE | CAROLINA MEADOWS | 075 075 | Account Sewer usage | | | | | | |
| | | | | | Account Sewer usage | | | | | | |
| | | | | | Account Total-----> | | | | | 11,023.00 | |
| | | | | | 247 CHERRYTREE LN RES | | | | | 262975 | |
| 4150 | 10000 18000 | WATER SERVICE ADMINISTRATION FEE | CAROLINA MEADOWS | 075 075 | 27 07/13/2020 1209 1209 | | | | | .00 | |
| | | | | | 27 07/13/2020 Account Meter usage 922 | | | | | 15.00 | |
| | | | | | Account Sewer usage | | | | | | |
| | | | | | Account Total-----> | | | | | 11,038.00 | |
| 4154 | 10000 18000 | WATER SERVICE ADMINISTRATION FEE | CAROLINA MEADOWS | 075 075 | 253 APPLETREE LN RES | | | | | 262978 | |
| | | | | | 27 07/13/2020 1377 1377 | | | | | .00 | |
| | | | | | 27 07/13/2020 Account Meter usage 922 | | | | | 15.00 | |
| | | | | | Account Sewer usage | | | | | | |



CHATHAM
COUNTY
North Carolina

07/31/2020 09:01
tracey.wilkie

CHATHAM COUNTY - MUNIS LIVE
Group Statement

Detail For Primary
UB Charges

Run: BR Commit: BR0820

Primary Account: 3654

Begin: 07/01/2020 End: 07/31/2020 Bill date: 08/01/2020

District: CHAPEL HIL

| Account | Chg Cd | Description | Name | Mtr Size | Winter Units | Bill Qtr | Street Address | Rd Date | Prev Rd | Curr Rd | Acct Type Usage | Amount | Bill # Total |
|---------|--------|-------------|------|----------|--------------|----------|----------------|---------|---------|---------|-----------------|--------|--------------|
|---------|--------|-------------|------|----------|--------------|----------|----------------|---------|---------|---------|-----------------|--------|--------------|

Account Total-----> 11,539.00

| | | | | | | | | | | | | | |
|------|-------|--------------------|------------------|-----|--|--|---------------|--|-----|-----|-----|--------|-------|
| 4176 | | | CAROLINA MEADOWS | | | | 256 MAPLE LN | | | | RES | 262991 | |
| | 10000 | WATER SERVICE | | 075 | | | 27 07/13/2020 | | 947 | 947 | | | |
| | 18000 | ADMINISTRATION FEE | | 075 | | | 27 07/13/2020 | | | | | .00 | 15.00 |

Account Meter usage
Account Sewer usage
Account Total-----> 11,554.00

| | | | | | | | | | | | | | |
|------|-------|--------------------|------------------|-----|--|--|------------------|--|------|------|-----|--------|--|
| 4180 | | | CAROLINA MEADOWS | | | | 274 PEARTREE CIR | | | | RES | 262993 | |
| | 10000 | WATER SERVICE | | 075 | | | 27 07/13/2020 | | 1159 | 1165 | 6 | 43.50 | |
| | 18000 | ADMINISTRATION FEE | | 075 | | | 27 07/13/2020 | | | | | 15.00 | |

Account Meter usage
Account Sewer usage
Account Total-----> 11,612.50

| | | | | | | | | | | | | | |
|------|-------|--------------------|------------------|-----|--|--|---------------------------|--|-------|-------|----------|--------|--|
| 4184 | | | CAROLINA MEADOWS | | | | 0 CAROLINA MEADOWS BLDG 4 | | | | MULT FAM | 262995 | |
| | 10000 | WATER SERVICE | | 200 | | | 27 07/13/2020 | | 17742 | 17759 | 17 | 119.00 | |
| | 18000 | ADMINISTRATION FEE | | 200 | | | 27 07/13/2020 | | | | | 15.00 | |

Account Meter usage
Account Sewer usage
Account Total-----> 11,746.50

| | | | | | | | | | | | | | |
|------|-------|--------------------|------------------|-----|--|--|---------------------------|--|------|------|----------|--------|--|
| 4186 | | | CAROLINA MEADOWS | | | | 0 CAROLINA MEADOWS BLDG 5 | | | | MULT FAM | 262996 | |
| | 10000 | WATER SERVICE | | 300 | | | 27 07/13/2020 | | 2712 | 2758 | 46 | 322.00 | |
| | 18000 | ADMINISTRATION FEE | | 300 | | | 27 07/13/2020 | | | | | 15.00 | |

Account Meter usage
Account Sewer usage
Account Total-----> 12,083.50

| | | | | | | | | | | | | | |
|------|-------|--------------------|------------------|-----|--|--|---------------|--|------|------|-----|--------|--|
| 4188 | | | CAROLINA MEADOWS | | | | 258 MAPLE LN | | | | RES | 262997 | |
| | 10000 | WATER SERVICE | | 075 | | | 27 07/13/2020 | | 1346 | 1348 | 2 | 14.00 | |
| | 18000 | ADMINISTRATION FEE | | 075 | | | 27 07/13/2020 | | | | | 15.00 | |

Account Meter usage
Account Sewer usage
Account Total-----> 12,112.50

| | | | | | | | | | | | | | |
|------|-------|--------------------|------------------|-----|--|--|------------------|--|-----|-----|-----|--------|--|
| 4190 | | | CAROLINA MEADOWS | | | | 264 PEARTREE CIR | | | | RES | 262998 | |
| | 10000 | WATER SERVICE | | 075 | | | 27 07/13/2020 | | 989 | 994 | 5 | 35.00 | |
| | 18000 | ADMINISTRATION FEE | | 075 | | | 27 07/13/2020 | | | | | 15.00 | |

Account Meter usage
Account Sewer usage



CHATHAM
COUNTY
North Carolina

CHATHAM COUNTY - MUNIS LIVE
Group Statement

07/31/2020 09:01
tracey.wilkie

Detail For Primary
UB Charges

Run: BR Commit: BR0820

Primary Account: 3654

CAROLINA MEADOWS

Begin: 07/01/2020 End: 07/31/2020 Bill date: 08/01/2020

District: CHAPEL HILL

| Account | Chg Cd | Description | Name | Mtr Size | Units | Qtr | Use | Days | Rd | Date | Prev Rd | Curr Rd | Acct Type | Usage | Amount | Bill # |
|---------|--------|-------------|------|----------|-------|-----|-----|------|----|------|---------|---------|-----------|-------|--------|--------|
|---------|--------|-------------|------|----------|-------|-----|-----|------|----|------|---------|---------|-----------|-------|--------|--------|

Account Total-----> 12,162.50

| | | | | | | | | | | | | | | | | |
|------|--|--|------------------|--|--|--|--|--|--|--|--|--|-----|--|--------|--|
| 4192 | | | CAROLINA MEADOWS | | | | | | | | | | RES | | 262999 | |
|------|--|--|------------------|--|--|--|--|--|--|--|--|--|-----|--|--------|--|

| | | | | | | | | | | | | | | | | |
|-------|--|--------------------|--|-----|--|--|--|--|--|--|--|-----|--|--|--|--|
| 10000 | | WATER SERVICE | | 075 | | | | | | | | 720 | | | | |
| 18000 | | ADMINISTRATION FEE | | 075 | | | | | | | | | | | | |

Account Meter usage 1043
Account Sewer usage
Account Total----->

| | | | | | | | | | | | | | | | | |
|------|--|--|------------------|--|--|--|--|--|--|--|--|--|-----|--|--------|--|
| 4194 | | | CAROLINA MEADOWS | | | | | | | | | | RES | | 263000 | |
|------|--|--|------------------|--|--|--|--|--|--|--|--|--|-----|--|--------|--|

| | | | | | | | | | | | | | | | | |
|-------|--|--------------------|--|-----|--|--|--|--|--|--|--|-----|--|--|--|--|
| 10000 | | WATER SERVICE | | 075 | | | | | | | | 799 | | | | |
| 18000 | | ADMINISTRATION FEE | | 075 | | | | | | | | 802 | | | | |

Account Meter usage 1046
Account Sewer usage
Account Total----->

| | | | | | | | | | | | | | | | | |
|------|--|--|------------------|--|--|--|--|--|--|--|--|--|-----|--|--------|--|
| 4196 | | | CAROLINA MEADOWS | | | | | | | | | | RES | | 263001 | |
|------|--|--|------------------|--|--|--|--|--|--|--|--|--|-----|--|--------|--|

| | | | | | | | | | | | | | | | | |
|-------|--|--------------------|--|-----|--|--|--|--|--|--|--|------|--|--|--|--|
| 10000 | | WATER SERVICE | | 075 | | | | | | | | 1015 | | | | |
| 18000 | | ADMINISTRATION FEE | | 075 | | | | | | | | 1018 | | | | |

Account Meter usage 1049
Account Sewer usage
Account Total----->

| | | | | | | | | | | | | | | | | |
|------|--|--|------------------|--|--|--|--|--|--|--|--|--|-----|--|--------|--|
| 4198 | | | CAROLINA MEADOWS | | | | | | | | | | RES | | 263002 | |
|------|--|--|------------------|--|--|--|--|--|--|--|--|--|-----|--|--------|--|

| | | | | | | | | | | | | | | | | |
|-------|--|--------------------|--|-----|--|--|--|--|--|--|--|------|--|--|--|--|
| 10000 | | WATER SERVICE | | 075 | | | | | | | | 1235 | | | | |
| 18000 | | ADMINISTRATION FEE | | 075 | | | | | | | | | | | | |

Account Meter usage 1049
Account Sewer usage
Account Total----->

| | | | | | | | | | | | | | | | | |
|------|--|--|------------------|--|--|--|--|--|--|--|--|--|-----|--|--------|--|
| 4370 | | | CAROLINA MEADOWS | | | | | | | | | | RES | | 263072 | |
|------|--|--|------------------|--|--|--|--|--|--|--|--|--|-----|--|--------|--|

| | | | | | | | | | | | | | | | | |
|-------|--|--------------------|--|-----|--|--|--|--|--|--|--|------|--|--|--|--|
| 10000 | | WATER SERVICE | | 075 | | | | | | | | 1275 | | | | |
| 18000 | | ADMINISTRATION FEE | | 075 | | | | | | | | 1278 | | | | |

Account Meter usage 1052
Account Sewer usage
Account Total----->

| | | | | | | | | | | | | | | | | |
|------|--|--|------------------|--|--|--|--|--|--|--|--|--|-----|--|--------|--|
| 4372 | | | CAROLINA MEADOWS | | | | | | | | | | RES | | 263073 | |
|------|--|--|------------------|--|--|--|--|--|--|--|--|--|-----|--|--------|--|

| | | | | | | | | | | | | | | | | |
|-------|--|--------------------|--|-----|--|--|--|--|--|--|--|------|--|--|--|--|
| 10000 | | WATER SERVICE | | 075 | | | | | | | | 2088 | | | | |
| 18000 | | ADMINISTRATION FEE | | 075 | | | | | | | | 2090 | | | | |

Account Meter usage 1054
Account Sewer usage

07/31/2020 09:01 | CHATHAM COUNTY - MUNIS LIVE | P 47
tracey.wilkie | Group Statement | utstmrp

Run: BR Commit: BR0820 | Detail For Primary | Begin: 07/01/2020 End: 07/31/2020 Bill date: 08/01/2020
Primary Account: 3654 | UB Charges | District: CHAPEL HIL

| Account | Chg Cd | Description | Name | Mtr Size | Winter Units | Bill Qtr | Street Address | Rd | Date | Prev Rd | Curr Rd | Acct Type | Usage | Amount | Bill # |
|-------------------|--------|--------------------|------------------|----------|--------------|----------|---------------------|----|------|---------|---------|-----------|-------|-----------|--------|
| 4374 | | | CAROLINA MEADOWS | | | | 317 HAWTHORNE DR | | | | | RES | | 12,329.50 | 263074 |
| | 10000 | WATER SERVICE | | 075 | | | 27 07/13/2020 | | | 792 | 794 | | 2 | 14.00 | |
| | 18000 | ADMINISTRATION FEE | | 075 | | | 27 07/13/2020 | | | | | | | 15.00 | |
| | | | | | | | Account Meter usage | | | | | | 1056 | | |
| | | | | | | | Account Sewer usage | | | | | | | | |
| | | | | | | | Account Total | | | | | | | 12,358.50 | |
| 8756 | | | CAROLINA MEADOWS | | | | 134 OAK LN | | | | | RES | | 264673 | |
| | 10000 | WATER SERVICE | | 075 | | | 27 07/13/2020 | | | 1551 | 1552 | | 1 | 7.00 | |
| | 18000 | ADMINISTRATION FEE | | 075 | | | 27 07/13/2020 | | | | | | | 15.00 | |
| | | | | | | | Account Meter usage | | | | | | 1057 | | |
| | | | | | | | Account Sewer usage | | | | | | | | |
| | | | | | | | Account Total | | | | | | | 12,380.50 | |
| 9384 | | | CAROLINA MEADOWS | | | | 700 B FAIRWAYS | | | | | MULT FAM | | 264904 | |
| | 10000 | WATER SERVICE | | 200 | 40 | | 27 07/13/2020 | | | 37781 | 37789 | | 8 | 56.00 | |
| | 18000 | ADMINISTRATION FEE | | 200 | | | 27 07/13/2020 | | | | | | | 15.00 | |
| | | | | | | | Account Meter usage | | | | | | 1065 | | |
| | | | | | | | Account Sewer usage | | | | | | | | |
| | | | | | | | Account Total | | | | | | | 12,451.50 | |
| # of Bills: | | 279 | | | | | | | | | | | | | |
| Total # of Bills: | | 279 | | | | | | | | | | | | | |

** END OF REPORT - Generated by Tracey Wilkie **