

October 29, 2021

VIA Electronic Filing

Ms. Shonta Dunston, Chief Clerk
North Carolina Utilities Commission
Dobbs Building
430 North Salisbury Street
Raleigh, North Carolina 27603

*Re: Petition for Approval of Revisions to Generator Interconnection Standards
Docket No. E-100, Sub 101*

Dear Ms. Dunston:

In response to the North Carolina Utility Commission's ("Commission") October 8, 2021 *Order Clarifying Generator Interconnection Standards, Requesting Comments, and Requiring Filing of Remediation Information* and the Commission's October 11, 2021 *Order Granting Petition in Part*, enclosed for filing in the above-referenced proceeding on behalf of Duke Energy Carolinas, LLC ("DEC") and Duke Energy Progress, LLC ("DEP") and together with DEC, the "Companies"), is the Updated North Carolina Interconnection Procedures.

The Companies are filing this updated North Carolina Interconnection Procedures ("NCIP") to provide the Commission, the Public Staff-North Carolina Utilities Commission and all interested parties with a consolidated version of the current NCIP being administered by the Companies, as approved by the Commission.

The updated NCIP includes three changes to the NCIP approved in the Commission's August 19, 2021 *Order Implementing Queue Reform*. First, the effective dates in the NCIP and Attachment 10 were updated from August 20, 2021 to October 11, 2021, reflecting the date of the most current Commission Order modifying the NCIP. Second, NCIP section 1.1.3 was revised pursuant to the Commission's *Order Clarifying Generator Interconnection Standards, Requesting Comments, and Requiring Filing of Remediation Information*. Finally, NCIP section 1.10.2.1(d) was revised pursuant to the Commission's *Order Granting Petition in Part*. The Companies have not made any other modifications to the previously-effective NCIP.

October 29, 2021

Page 2

Please do not hesitate to contact me should you have any questions. Thank you for your assistance with this matter.

Very truly yours,

/s/E. Brett Breitschwerdt

EBB:kjg

Enclosures

OFFICIAL COPY

Oct 29 2021

NORTH CAROLINA
INTERCONNECTION PROCEDURES, FORMS, AND AGREEMENTS
For State-Jurisdictional Generator Interconnections

Effective October 11, 2021

Docket No. E-100, Sub 101

TABLE OF CONTENTS

	Page No.
Section 1. General Requirements	1
1.1 Applicability	1
1.2 Pre-Request Response for Distribution Level Interconnection Requests.....	3
1.3 Pre-Application Report.....	3
1.4 Informational Interconnection Study Process for Transmission System Interconnections.....	6
1.5 Interconnection Request	8
1.6 Modification of the Interconnection Request.....	10
1.7 Site Control	13
1.8 Queue Number and Queue Position	14
1.9 Interdependent Projects Under Serial Study Process	14
1.10 Interconnection Requests Submitted Prior to the Effective Date of these Revised Procedures.....	17
Section 2. Optional 20 kW Inverter Process for Certified Inverter-Based Generating Facilities No Larger than 20 kW	23
2.1 Applicability	23
2.2 Interconnection Request	24
2.3 Certificate of Completion.....	25
2.4 Contact Information	25
2.5 Ownership Information.....	26
2.6 UL 1741 Listed.....	26
Section 3. Optional Fast Track Process for Certified Generating Facilities	26
3.1 Applicability	26
3.2 Initial Review.....	27
3.3 Customer Options Meeting	30
3.4 Supplemental Review	31
Section 4. Study Process	32
4.1 Applicability.....	32
4.2 Scoping Meeting	33
4.3 System Impact Study (Serial Study Process)	34

TABLE OF CONTENTS

(continued)

	Page
4.4 Definitive Interconnection System Impact Cluster Study.....	36
4.5 Facilities Study.....	48
Section 5. Interconnection Agreement and Scheduling.....	50
5.1 Construction Planning Meeting	50
5.2 Interconnection Agreement.....	50
5.3 Interconnection Construction	51
Section 6. Provisions that Apply to All Interconnection Requests.....	51
6.1 Reasonable Efforts	51
6.2 Disputes.....	51
6.3 Withdrawal of An Interconnection Request.....	53
6.4 Interconnection Metering	56
6.5 Commissioning and Post-Commissioning Inspections	56
6.6 Confidentiality	57
6.7 Comparability.....	58
6.8 Record Retention.....	58
6.9 Coordination with Affected Systems	58
6.10 Capacity of the Generating Facility	59
6.11 Sale of an Existing or Proposed Generating Facility.....	59
6.12 Isolating or Disconnecting the Generating Facility	60
6.13 Limitation of Liability	60
6.14 Indemnification.....	60
6.15 Insurance.....	61
6.16 Disconnect Switch	61
6.17 Certification Codes and Standards	62
6.18 Certification of Generator Equipment Packages.....	62

Attachment 1 – Glossary of Terms

Attachment 2 – Interconnection Request Application Form

Attachment 3 – Generating Facility Pre-Application Report Form

Attachment 4 – Informational Interconnection Request Form and Study Agreement

Attachment 5-A – Certification Codes and Standards

Attachment 5-B – Certification of Generator Equipment Packages

TABLE OF CONTENTS

(continued)

Page

Attachment 6 – Interconnection Request Applications Form, Certificate of Completion, and Terms and Conditions for Certified Inverter-Based Generating Facility No Larger than 20 kW	
Attachment 7 – System Impact Study Agreement (Serial Study Process)	
Attachment 8-A – Definitive Interconnection Study Process Overview	
Attachment 8-B – Financial Security Requirements	
Attachment 8-C – Definitive Interconnection System Impact Study Agreement	
Attachment 9 – Facilities Study Agreement	
Attachment 10 – Interconnection Agreement	
Attachment 11 – Transitional Cluster Study Agreement	

OFFICIAL COPY

Oct 29 2021

Section 1. General Requirements

1.1 Applicability

- 1.1.1 This Standard contains the requirements, in addition to applicable tariffs and service regulations, for the interconnection and parallel operation of Generating Facilities with Utility Systems in North Carolina. These procedures apply to Generating Facilities that are interconnecting to Utility Systems in North Carolina where the Interconnection Customer is not selling the output of its Generating Facility to an entity other than the Utility to which it is interconnecting.

This Standard also contains specific requirements for a Utility that has obtained Commission authorization to implement a Definitive Interconnection Study Process to study Clusters of Interconnection Customers as further described in Section 4.

Interconnection Requests for new Generating Facilities shall be submitted to the Utility for approval at the final design stage and prior to the beginning of construction.

The submission of a written request for a Section 1.2 Pre-Request Response and/or Section 1.3 Pre-Application Report is encouraged to identify potential interconnection issues unforeseen by the Interconnection Customer.

Prospective Interconnection Customers considering submitting a Transmission Level Interconnection Request(s) to be studied under a Utility's Definitive Interconnection Study Process may request the Utility complete an Informational Interconnection Study, as provided for in Section 1.4, prior to submitting an Interconnection Request. Interconnection Customers evaluating different options (such as different sizes, sites or voltages) are encouraged but not required to use the Informational Interconnection Study Process before entering the Definitive Interconnection Study Process.

Revised Interconnection Requests for equipment or design changes should be submitted pursuant to Section 1.6.

Notification by the Interconnection Customer to the Utility of change of ownership or change in control should be submitted pursuant to Section 6.11.

- 1.1.1.1 A request to interconnect a certified inverter-based Generating Facility no larger than 20 kW shall be evaluated under the Section 2, 20 kW Inverter Process. (See Attachments 5-A and 5-B for certification criteria.)

- 1.1.1.2 A request to interconnect a certified Generating Facility no larger than the capacity specified in Section 3.1 shall be evaluated under the Section 3 Fast Track Process. (See Attachments 5-A and 5-B for certification criteria.)
- 1.1.1.3 A request to interconnect a Generating Facility larger than the capacity stated in Section 3.1, or a Generating Facility that does not qualify for or pass the Fast Track Process or qualify for the 20 kW Inverter Process, shall be evaluated under the Section 4 Study Process. Interconnection Customers that qualify for Section 2 or Section 3 may also choose to proceed directly to Section 4 if they believe Section 4 review is likely to be necessary.
- 1.1.2 Capitalized terms used herein shall have the meanings specified in the Glossary of Terms in Attachment 1 or the body of these procedures.
- 1.1.3 The October 11, 2021 revisions to this interconnection Standard (the Revised Standard) shall not apply to Generating Facilities having a fully executed Interconnection Agreement as of the effective date of those revisions unless the Interconnection Customer proposes a Material Modification, transfers ownership of the Generating Facility, or application of the Revised Standard is agreed to in writing by the Utility and the Interconnection Customer. This Revised Standard shall apply if the Interconnection Customer does not have a fully executed Interconnection Agreement for the Generating Facility as of the effective date of the Revised Standard. Provision 6.5 shall apply to all Generating Facilities, regardless of the date of their Interconnection Agreement. Revised fees and new deposits will apply to new Interconnection Requests and future transactions involving existing Interconnection Requests occurring after the effective date of the Revised Standard, except that fees for inspections shall apply to all Generating Facilities, regardless of the date of their Interconnection Agreement.

Where the Commission has authorized a Utility to administer the Definitive Interconnection Study Process prescribed in Section 4.4, an Interconnection Customer that has received a Queue Number but has not executed an Interconnection Agreement with the Utility prior to the effective date of the Revised Standard, may elect to be studied under the Transition Procedures set forth in Section 1.10 by executing a transitional study agreement (as applicable under Section 1.10.2) and meeting the requirements to enter the Transition Procedures study process. An Interconnection Customer electing to complete the study process under the Section 1.10 Transition Procedures must notify the Utility and meet all Transitional readiness milestone requirements within 60 Calendar Days of the later of the Effective Date of the Revised Standard or delivery of written notice of the Utility's transition to the Definitive Interconnection Study Process provided by the Utility. An Interconnection Customer that does not

meet the Transition Procedure requirements shall be deemed withdrawn from the Queue and then may submit a new Interconnection Request to be studied under the Definitive Interconnection Study Process.

- 1.1.4 Infrastructure security of electric system equipment and operations and control hardware and software is essential to ensure day-to-day reliability and operational security. All Utilities are expected to meet basic standards for electric system infrastructure and operational security, including physical, operational, and cyber-security practices.
- 1.1.5 References in these procedures to Interconnection Agreement are to the North Carolina Interconnection Agreement. (See Attachment 10.)

1.2 Pre-Request Response for Distribution Level Interconnection Requests

- 1.2.1 The Utility shall designate an employee or office from which information on the application process can be obtained through informal requests from the Interconnection Customer presenting a proposed project for a specific site. The name, telephone number, and e-mail address of such contact employee or office shall be made available on the Utility's Internet web site.
- 1.2.2 The Interconnection Customer may request a Pre-Request Response by providing the Utility details of a potential project in writing, including site address, grid coordinates, project size, project developer name, and proposed Point of Interconnection.

Electric system information provided to the Interconnection Customer should include number of phases and voltage of closest circuit, distance to existing source, distance to substation, and other information and/or materials useful to an understanding of an interconnection at a particular point on the Utility's System, to the extent such provision does not violate confidentiality provisions of prior agreements or critical infrastructure requirements. The Utility shall comply with reasonable requests for such information in a timely manner, not to exceed ten (10) Business Days. The Pre-Request Response produced by the Utility is non-binding and does not confer any rights. The Interconnection Customer must still meet the Section 1.5 requirements to apply to interconnect to the Utility's System and to obtain a Queue Number. Any one developer shall have no more than five (5) requests for Pre-Request Responses in the Pre-Request Response queue at one time.

1.3 Pre-Application Report

- 1.3.1 In addition to, or instead of, requesting an informal Pre-Request Response, an Interconnection Customer may submit a formal written Pre-Application Report request form (see Attachment 3) along with a non-refundable fee of \$500 for a Pre-Application Report on a proposed project at a specific site. The Utility shall provide the Pre-Application data described in Section 1.3.2

to the Interconnection Customer within ten (10) Business Days of receipt of the completed request form and payment of the \$500 fee. The Pre-Application Report produced by the Utility is non-binding, does not confer any rights, and the Interconnection Customer must still successfully apply to interconnect to the Utility's System and to obtain a Queue Number. The written Pre-Application Report request form shall include the information in Sections 1.3.1.1 through 1.3.1.8 below to clearly and sufficiently identify the location of the proposed Point of Interconnection. Any one developer shall have no more than five (5) requests for Pre-Application Reports in the Pre-Application Report queue at one time.

- 1.3.1.1 Project contact information, including name, address, phone number, and email address.
 - 1.3.1.2 Project location (street address, location map with nearby cross streets and town, grid coordinates of anticipated Point of Interconnection, etc.).
 - 1.3.1.3 Meter number, pole number, location map or other equivalent information identifying proposed Point of Interconnection, if available.
 - 1.3.1.4 Generator or Storage Type (e.g., solar, wind, combined heat and power, battery, etc.)
 - 1.3.1.5 Size (alternating current kW, and for Storage kWh).
 - 1.3.1.6 Single- or three-phase generator configuration.
 - 1.3.1.7 Stand-alone generator (no onsite load, not including station service – Yes or No?)
 - 1.3.1.8 Is new service requested? Yes or No? If there is existing service, include the customer account number, site minimum and maximum current or proposed electric loads in kW (if available) and specify if the load is expected to change.
- 1.3.2 Using the information provided by the Interconnection Customer in the Pre-Application Report request form pursuant to Section 1.3.1, the Utility shall identify the substation/area bus, bank or circuit likely to serve the proposed Point of Interconnection. This selection by the Utility does not necessarily indicate, after application of the screens and/or study, that this would be the circuit the project ultimately connects to. The Interconnection Customer must request additional Pre-Application Reports if information about multiple Points of Interconnection is requested. Subject to Section 1.3.3, the Pre-Application Report shall include the following information:

- 1.3.2.1 Total capacity (in MW) of substation/area bus, bank or circuit based on normal or operating ratings likely to serve the proposed Point of Interconnection.
- 1.3.2.2 Existing aggregate generation capacity (in MW) interconnected to a substation/area bus, bank or circuit (i.e., amount of generation online) likely to serve the proposed Point of Interconnection.
- 1.3.2.3 Aggregate queued generation capacity (in MW) for a substation/area bus, bank or circuit (i.e., amount of generation in the queue) likely to serve the proposed Point of Interconnection.
- 1.3.2.4 Substation nominal distribution voltage and/or transmission nominal voltage if applicable.
- 1.3.2.5 Nominal distribution circuit voltage at the proposed Point of Interconnection.
- 1.3.2.6 Approximate circuit distance between the proposed Point of Interconnection and the substation.
- 1.3.2.7 Relevant line section(s) actual or estimated peak load and minimum load data, including daytime minimum load and absolute minimum load, when available.
- 1.3.2.8 Number, location, and rating of protective devices, and number, location, and type (standard, bi-directional) of voltage regulating devices between the proposed Point of Interconnection and the substation/area. Identify whether the substation has a load tap changer.
- 1.3.2.9 Number of phases available at the proposed Point of Interconnection. If a single phase, distance from the three-phase circuit.
- 1.3.2.10 Limiting conductor ratings from the proposed Point of Interconnection to the distribution substation.
- 1.3.2.11 Whether the Point of Interconnection is located on a spot network, grid network, or radial supply.
- 1.3.2.12 Based on the proposed Point of Interconnection, existing or known constraints such as, but not limited to, electrical dependencies at that location, short circuit interrupting capacity issues, power quality or stability issues on the circuit, capacity constraints, or secondary networks.

1.3.2.13 Other information regarding an Affected System the Utility deems relevant to the Interconnection Customer.

1.3.3 The Pre-Application Report need only include existing data. A Pre-Application Report request does not obligate the Utility to conduct a study or other analysis of the proposed generator in the event that data is not readily available. If the Utility cannot complete all or some of the Pre-Application Report due to lack of available data, the Utility shall provide the Interconnection Customer with a Pre-Application Report that includes the data that is readily available. Notwithstanding any of the provisions of this section, the Utility shall, in good faith, include data in the Pre-Application Report that represents the best available information at the time of reporting. Further, the total capacity provided in Section 1.3.2.1 does not indicate that an interconnection of aggregate generation up to this level may be completed without impacts since there are many variables studied as part of the interconnection review process, and data provided in the Pre-Application Report may become outdated at the time of the submission of the complete Interconnection Request.

1.4 Informational Interconnection Study Process for Transmission System Interconnections

1.4.1 At any time, a prospective Interconnection Customer may request a Utility that is authorized to administer a Definitive Interconnection Study Process to perform Informational Interconnection Studies for Transmission System Generating Facility interconnections. The Interconnection Customer shall submit a separate Informational Interconnection Request for each Generating Facility and may submit multiple Informational Interconnection Requests for different Generating Facility sizes or configurations at a single site. An Informational Interconnection Request to evaluate one Generating Facility interconnecting at two different voltage levels shall be treated as two Informational Interconnection Requests. Any one developer shall have no more than five (5) requests for Informational Interconnection Study reports pending at one time. The Interconnection Customer must submit a deposit with each Informational Interconnection Request if more than one request is submitted for a single Generating Facility or site.

1.4.2 The prospective Interconnection Customer shall use the request form in Attachment 4 to describe the assumptions that the Interconnection Customer wants the Utility to study within the scope described in Section 1.4.4. Within five (5) Business Days after receipt of a request for an Informational Interconnection Study, the Utility shall provide to the Interconnection Customer an Informational Interconnection Study agreement in the form provided in Attachment 4, including a non-binding good faith estimate of the timing and cost to complete the Informational Interconnection Study. Notwithstanding the above, the Utility shall not be required as a result of an Informational Interconnection Study request to

conduct any additional Interconnection Studies with respect to any other Interconnection Request.

- 1.4.3 The Interconnection Customer shall execute and return the Informational Interconnection Study Agreement to the Utility within ten (10) Business Days of receipt of an agreed upon scope of work and shall deliver the Informational Interconnection Study Agreement, the technical data, and a \$10,000 deposit to the Utility. The Utility shall then countersign and return the Informational Interconnection Study Agreement within ten (10) Business Days of receipt.

1.4.4 Scope of Informational Interconnection Study.

- 1.4.4.1 The intent of the Informational Interconnection Study is to aid a prospective Interconnection Customer in its business decisions related to interconnection of Generation Facilities prior to entering a Section 4 Study Process. The Informational Interconnection Study shall consist of analysis based on the assumptions and scope of work specified by the Interconnection Customer and agreed to by the Utility in the Informational Interconnection Study Agreement. The Informational Interconnection Study shall preliminarily identify the potential Interconnection Facilities and the Network Upgrades, and the estimated cost thereof, that may be required to interconnect a proposed Generating Facility based upon the results and assumptions of the Informational Interconnection Study. The Informational Interconnection Study shall be performed solely for informational purposes and is non-binding, and does not confer any rights, as the Interconnection Customer must still successfully apply to interconnect to the Utility's System. The Utility shall utilize existing studies to the extent practicable in conducting the Informational Interconnection Study.

1.4.5 Informational Interconnection Study Procedure.

- 1.4.5.1 The executed Informational Interconnection Study Agreement, the deposit, and technical and other data called for therein must be provided to the Utility within ten (10) Business Days of the Interconnection Customer's receipt of the Informational Interconnection Study Agreement. The Utility shall use Reasonable Efforts to complete the Informational Interconnection Study within a mutually agreed upon time period specified in the Informational Interconnection Study Agreement. If the Utility is unable to complete the Informational Interconnection Study within such time period, it shall notify the Interconnection Customer and provide an estimated completion date and an explanation of the reasons why additional time is required. After the Informational

Interconnection Study is concluded, any difference between the Informational Interconnection Study deposit and the actual cost of the study shall be paid to the Utility or refunded to the Interconnection Customer consistent with the timeframe and procedures established in Section 6.3.3.

1.5 Interconnection Request

- 1.5.1 The Interconnection Customer shall submit its Interconnection Request to the Utility, and the Utility shall notify the Interconnection Customer confirming receipt of the Interconnection Request within three (3) Business Days of receiving the Interconnection Request.

The Interconnection Request Application Form shall be date- and time-stamped upon receipt of the following:

- 1.5.1.1 A substantially complete Interconnection Request Application Form contained in Attachment 2 submitted by a valid legal entity registered with the North Carolina Secretary of State and signed by the Interconnection Customer.
- 1.5.1.2 The applicable fee or Interconnection Request Deposit. The applicable fee is specified in the Interconnection Request Application Form and applies to a certified inverter-based Generating Facility no larger than 20 kW reviewed under Section 2 and to any certified Generating Facility no larger than the capacity specified in Section 3.1 to be evaluated under the Section 3 Fast Track Process.

For all other Generating Facilities, including those that do not qualify for the 20 kW Inverter Process or the Fast Track Process, or that fail the Fast Track and Supplemental Review Process under Section 3.0 and are to be evaluated under the Section 4 Study Process, an Interconnection Request Deposit is required. The Interconnection Request Deposit for Interconnection Customers to be evaluated under the Section 4 Study Process shall equal: (1) \$20,000 plus one dollar (\$1.00) per kWac of capacity specified in the Interconnection Request Application Form for all Interconnection Requests that are less than 20 MW; (2) \$35,000 plus one dollar (\$1.00) per kWac for Interconnection Requests that are between 20 MW and 50 MW; and (3) \$50,000 plus one dollar (\$1.00) per kWac for all Interconnection Requests greater than 50 MW. The Interconnection Request Deposit is intended to cover the Utility's reasonably anticipated costs including overheads for conducting the System Impact Study and the Facilities Study. In addition, such deposit shall be applicable towards the Utility's cost of administering the generator interconnection process under the Revised Standard as well as any Upgrades and Interconnection

Facilities, including overheads, under a future Interconnection Agreement (if applicable).

- 1.5.1.3 A Site Control Verification letter (sample included within Attachment 2).
 - 1.5.1.4 A site plan indicating the location of the project, the property lines and the desired Point of Interconnection.
 - 1.5.1.5 An electrical one-line diagram for the Generating Facility.
 - 1.5.1.6 Inverter specification sheets for the Interconnection Customer's equipment that will be utilized.
- 1.5.2 The original date- and -time stamp applied to the Interconnection Request Application Form shall be accepted as the qualifying date- and -time stamp for the purposes of establishing Queue Position and any timetable in these procedures.

Where a Utility is administering a Definitive Interconnection Study Process, an Interconnection Customer wishing to join the next Definitive Interconnection System Impact Study (DISIS) Cluster shall submit its Interconnection Request to the Utility within, and no later than the close of the DISIS Request Window established in Section 4.4.1.

- 1.5.3 The Utility shall notify the Interconnection Customer in writing within ten (10) Business Days of the receipt of the Interconnection Request Application Form as to whether the Form and initial supporting documentation specified in Sections 1.5.1.1 through 1.5.1.6 are complete or incomplete. An Interconnection Request will be deemed complete upon submission of the listed information in Section 1.5.1 to the Utility.
- 1.5.4 If the Interconnection Request Application Form and/or the initial supporting documentation or any other information requested by the Utility is incomplete, the Utility shall provide, along with notice that the information is incomplete, a written list detailing all information that must be provided. The Interconnection Customer will have ten (10) Business Days after receipt of the notice to submit the listed information. If the Interconnection Customer does not provide the listed information or a written request for an extension of time, not to exceed ten (10) additional Business Days, within the deadline, the Interconnection Request will be deemed withdrawn.
- 1.5.5 Where a Utility is administering a Definitive Interconnection Study Process, the Utility may request additional technical information from the Interconnection Customer as the Utility may reasonably determine is necessary, consistent with Good Utility Practice, to complete the DISIS. Where the Utility determines that the technical information provided in an Interconnection Request is not adequate to initiate the Definitive

Interconnection Study Process, and requests that the Interconnection Customer provide supplemental information prior to the close of the initial Customer Engagement Window provided for in Section 4.4.1, the Utility shall provide a written list detailing the information that must be provided within ten (10) Business Days, where the Interconnection Customer's failure to provide the information required by the Utility within the deadline will result in the Interconnection Request being deemed withdrawn.

1.6 Modification of the Interconnection Request

"Material Modification" means a modification to machine data or equipment configuration or to the interconnection site of the Generating Facility that has a material impact on the cost, timing or design of any Interconnection Facilities or Upgrades or that may adversely impact other Interdependent Interconnection Requests with higher Queue Numbers. Material Modifications include certain project revisions, as defined in Section 1.6.1, but exclude certain project revisions as defined in Section 1.6.2.

1.6.1 Changes indicia of a Material Modification are described as follows:

1.6.1.1 Indicia of a Material Modification before the Section 4.3.1 System Impact Study Agreement or the Section 4.4.5 DISIS Agreement has been executed by the Interconnection Customer include only:

1.6.1.1.1 A change in Point of Interconnection (POI) to a new location, unless the change in a POI is on the same circuit less than two (2) poles away from the original location, and the new POI is within the same protection zone as the original location;

1.6.1.1.2 A change from certified to non-certified devices ("certified" means certified by an OSHA recognized Nationally Recognized Test Laboratory (NRTL), to relevant UL and IEEE standards, authorized to perform tests to such standards);

1.6.1.1.3 An increase of the Maximum Generating Capacity of a Generating Facility; or

1.6.1.1.4 A change reducing the AC output of the Generating Facility by more than 10%.

1.6.1.2 Indicia of a Material Modification after the Section 4.3.1 System Impact Study Agreement or the Section 4.4.5 DISIS Agreement has been executed by the Interconnection customer include, but are not limited to:

1.6.1.2.1 A change in the POI to a new location, unless the new POI is on the same circuit less than two (2) poles

away from the original location, and the new POI is within the same protection zone as the original location;

- 1.6.1.2.2 A change or replacement of generating equipment such as generator(s), inverter(s), transformers, relaying, controls, etc. that is not a like-kind substitution in size, ratings, impedances, efficiencies or capabilities of the equipment specified in the original or preceding Interconnection Request;
- 1.6.1.2.3 A change from certified to non-certified devices ("certified" means certified by an OSHA recognized Nationally Recognized Test Laboratory (NRTL), to relevant UL and IEEE standards, authorized to perform tests to such standards);
- 1.6.1.2.4 A change of transformer connection(s) or grounding from that originally proposed;
- 1.6.1.2.5 A change to certified inverters with different specifications or different inverter control specifications or set-up than originally proposed;
- 1.6.1.2.6 An increase of the Maximum Generating Capacity of a Generating Facility; or
- 1.6.1.2.7 A change reducing the Maximum Generating Capacity of the Generating Facility by more than 10%.

1.6.2 Changes not indicia of a Material Modification are described as follows:

- 1.6.2.1 The following are not indicia of a Material Modification before the Section 4.3.1 System Impact Study Agreement or the Section 4.4.5 DISIS Agreement has been executed by the Interconnection Customer:
 - 1.6.2.1.1 A change in the DC system configuration to include additional equipment including: DC optimizers, DC-DC converters, DC charge controllers, power plant controllers, and energy storage devices, so long as the proposed change does not violate any of the provisions laid out in Section 1.6.1.1.
- 1.6.2.2 Except as provided for in Section 1.6.2.1, the following are not indicia of a Material Modification at any time:

- 1.6.2.2.1 A change in ownership of a Generating Facility; the new owner, however, will be required to execute a new Interconnection Agreement and Study agreement(s) for any Study which has not been completed and the Report issued by the Utility;
 - 1.6.2.2.2 A change or replacement of generating equipment such as generator(s), inverter(s), solar panel(s), transformers, relaying controls, etc. that is a like-kind substitution in size, ratings, impedances, efficiencies or capabilities of the equipment specified in the original or preceding Interconnection Request;
 - 1.6.2.2.3 An increase in the DC/AC ratio that does not increase the maximum AC output capability of the Generating Facility;
 - 1.6.2.2.4 A decrease in the DC/AC ratio that does not reduce the AC output capability of the Generating Facility by more than 10%.
 - 1.6.2.2.5 A change in the DC system configuration to include additional equipment that does not impact the Maximum Generating Capacity, daily production profile or the proposed AC configuration of the Generating Facility including: DC optimizers, DC-DC converters, DC charge controllers, power plant controllers, and energy storage devices such that the output is delivered during the same periods and with the same profile considered during the System Impact Study.
 - 1.6.2.2.6 For a Utility administering a Definitive Interconnection Study Process, a change in the point of interconnection to a new location or new voltage level, where requested by the Utility and agreed to by the Interconnection Customer pursuant to Section 4.4.6.
- 1.6.3 To the extent Interconnection Customer proposes to modify any information provided in the Interconnection Request deemed complete by the Utility, the Interconnection Customer shall submit any such modifications to the Utility in writing. If the Utility determines that the proposed modification(s) constitutes a Material Modification, the Utility shall notify the Interconnection Customer in writing within ten (10) Business Days that the modification is a Material Modification and the Interconnection Request shall be withdrawn from the queue unless the Interconnection Customer withdraws the

proposed Material Modification within 15 Calendar Days of receipt of the Utility's written notification. If the modification is determined by the Utility not to be a Material Modification, then the Utility shall notify the Interconnection Customer in writing that the modification has been accepted and that the Interconnection Customer shall retain its Queue Number. Any dispute as to the Utility's determination that a modification constitutes a Material Modification shall proceed in accordance with Section 6.2 below.

1.6.4 Modification Inquiry

1.6.4.1 Prior to making any modification, the Interconnection Customer may first submit an informal modification inquiry in writing that requests the Utility to evaluate whether such modification to the original or most recent Interconnection Request is a Material Modification. The Interconnection Customer shall provide specific details on all changes that are to be considered by the Utility.

1.6.4.2 In response to Interconnection Customer's informal request, if the Utility evaluates the proposed modification(s) and determines that the changes are not Material Modifications, the Utility shall inform the Interconnection Customer in writing within ten (10) Business Days. If the Interconnection Customer wishes to proceed with the proposed modification(s), the Interconnection Customer shall submit a revised Interconnection Request Application Form that reflects the approved modifications.

1.7 Site Control

Documentation of site control shall be submitted to the Utility with the Interconnection Request using the sample site control verification form included in the Interconnection Request in Attachment 2.

Site control may be demonstrated through:

1. Ownership of, a leasehold interest in, or a right to develop a site for the purpose of constructing the Generating Facility;
2. An option to purchase or acquire a leasehold site for such purpose; or
3. An exclusivity or other business relationship between the Interconnection Customer and the entity having the right to sell, lease, or grant the Interconnection Customer the right to possess or occupy a site for such purpose.

Should Interconnection Customer's site control lapse at any point in time prior to interconnection and such lapse is brought to the attention of Utility, the Utility shall notify the Interconnection Customer in writing of the alleged lapse in site control. The Interconnection Customer shall have ten (10) Business Days from the posted date on the notice from the Utility to cure and submit documentation of re-

established site control, where failure to cure the lapse will result in the Interconnection Request being deemed withdrawn.

1.8 Queue Number and Queue Position

1.8.1 The Utility shall assign each Interconnection Request a Queue Number pursuant to Section 1.5.2. Where a Utility is studying each Interconnection Request serially, the Queue Number of each Interconnection Request shall be used to determine the cost responsibility for the Upgrades necessary to accommodate the interconnection. Subject to Sections 1.8.3 and 1.9, the Queue Number of each Interconnection Request shall also determine the order in which each Interconnection Request is studied. Where a Utility is administering a Definitive Interconnection Study Process, all Interconnection Requests studied in a single Cluster shall be considered equally queued, but Clusters initiated earlier in time shall be considered to have an earlier Queue Position than Clusters initiated later. The Queue Position of an Interconnection Request shall have no bearing on the allocation of the cost of the common Upgrades identified in the applicable Cluster Study (such costs will be allocated among Interconnection Requests in accordance with Section 4.4.4).

1.8.2 Subject to the provisions of Sections 1.5, 1.6, and 1.9, Generating Facilities shall retain the Queue Number assigned to their initial Interconnection Request throughout the review process, including when moving through the processes covered by Sections 2, 3, and 4.

1.8.3 Where a Utility is administering a Definitive Interconnection Study Process, all Interconnection Requests in a Cluster established under Section 4.4 shall not be subject to the Interdependency provisions of Section 1.9.

1.9 Interdependent Projects Under Serial Study Process

“Interdependent Customer” (or “Project”), “Project A”, “Project B”, and “Project C” are defined in the Glossary of Terms (see Attachment 1).

1.9.1 Determination of interdependent project status for each Interconnection Customer is required where a Utility is administering a serial interconnection study process. Where the Commission has authorized a Utility to administer a Definitive Interconnection Study Process prescribed in Section 4.4, the Utility shall administer a Cluster Study process where Queue Position is determined at the Cluster level and not at the individual Interconnection Customer level such that the interdependency process prescribed in this Section 1.9 shall not apply.

1.9.2 Upon an Interconnection Customer’s submission of a Section 1.4 Interconnection Request for the Section 3 Fast Track Process or Section 4 Study Process, the Utility shall review the Interconnection Request and make a preliminary determination whether any known Interdependency

exists between the Interconnection Customer's proposed Generating Facility and any other Interconnection Customer with a lower Queue Number. Any preliminary determination by the Utility that the Generating Facility does not create an Interdependency will result in the Interconnection Request being preliminarily designated as a Project A and the Utility shall proceed immediately to either the Section 3 Fast Track Process or the Section 4 Study process, as applicable. The Utility shall advise the Interconnection Customer in writing or at the Section 4.2 scoping meeting, if requested by the Interconnection Customer, regarding its preliminary determination of whether Interdependency would be created by the Generating Facility. A Generating Facility designated and reviewed for system impacts as a Project A may still be determined to create an Interdependency and may be designated by the Utility as an Interdependent Project during the Section 4.3 serial System Impact Study Process. Once the System Impact Study Report is issued by the Utility designating a Generating Facility as a Project A for purposes of the Section 4.5 Facilities Study, the Interconnection Request shall retain this designation without change.

- 1.9.3 If the Utility determines that the Interconnection Customer's proposed Generating Facility is Interdependent with one (1) other Interconnection Request with a lower Queue Number, the Utility shall notify the Interconnection Customer in writing or at the Section 4.2 scoping meeting that the Interconnection Request is designated as a Project B.

1.9.3.1 Following the Section 4.2 scoping meeting and execution of the System Impact Study Agreement, the Project B shall proceed to the Section 4.3 Study process. Project B shall receive a System Impact Study Report that assumes the interdependent Project A Interconnection Request with the lower Queue Number completes construction and interconnection and another System Impact Study Report that assumes the interdependent Project A Interconnection Request with the lower Queue Number is not constructed and is withdrawn.

1.9.3.2 The Utility shall not proceed to a Project B Facilities Study until after the Project B Interconnection Customer returns a signed Facilities Study Agreement to the Utility and the Utility has issued the Section 4.5.4 Facilities Study Report for the Interdependent Project A. The Project B Interconnection Customer shall then have the option of whether to proceed with a Facilities Study, or wait until the Interdependent Project A executes an Interconnection Agreement and makes payment for any required Upgrade, Interconnection Facilities, and other charges under Section 5.2. If the Project B Interconnection Customer signed a Facilities Study Agreement prior to Interdependent Project A committing to Section 5 construction, the Project B's Facilities

Study shall assume that the Interdependent Project A Interconnection Request with the lower Queue Number completes construction and interconnection. If Project A is later cancelled prior to the Project A Interconnection Customer making payment for the required Upgrade, the Utility will revise the Project B Facility Study at Project B Interconnection Customer's expense. If Project B Interconnection Customer chooses to wait to request the Project B Facilities Study, Project B is not required to adhere to the timeline in Section 4.5.1 until Project A has signed an Interconnection Agreement and paid the charges specified in Section 5.2.4 of these Interconnection Procedures or withdrawn.

- 1.9.4 If the Utility determines that the Interconnection Customer's proposed Generating Facility is Interdependent with more than one (1) other Interconnection Request with lower Queue Numbers, the Utility shall make a preliminary determination and notify the Interconnection Customer in writing or at the Section 4.2 scoping meeting, if requested by the Interconnection Customer, describing generally the number and type of Interdependencies of Interconnection Requests with lower Queue Numbers.
 - 1.9.4.1 Except as provided in Section 1.9.4.3 below, the Utility shall not study a project if it is interdependent with more than one project, each of which has a lower Queue Number. The Utility will study a project when interdependency with only one lower Queue Number project exists. The removal of interdependency with multiple projects may be the result of 1) upgrades to the Utility System which eliminate the cause of the interdependency, 2) withdrawal of interdependent project(s) with lower Queue Numbers, or 3) a lower Queue Number project signing an Interconnection Agreement and making payments required in Section 5.2.4.
 - 1.9.4.2 Within five (5) Business Days of an Interconnection Request becoming a Project B Interconnection Request that is Interdependent with only one (1) other Interconnection Request with a lower Queue Number, the Utility shall notify the Interconnection Customer in writing and provide the new Project B an executable System Impact Study Agreement. Upon being designated by the Utility as a Project B, the Interconnection Customer may request a Section 4.2 scoping meeting on or before the date that the System Impact Study Agreement must be returned to the Utility pursuant to Section 4.2.1. The new Project B Interconnection Customer's Queue Number will be used to determine the order in which the Interconnection Request

is studied under Section 4.3 relative to all other Interconnection Requests.

1.9.4.3 When an Interconnection Customer is proposing to interconnect a Small Animal Waste Facility and that facility is interdependent with more than one project, each of which has a lower Queue Number, the Utility shall designate the Small Animal Waste Facility for expedited Section 4 study ahead of other interdependent Interconnection Customers that have not commenced the Section 4 Study Process pursuant to Section 1.9.3.1, as either (i) Project B, if the project with the next lowest Queue Number to Project A has not completed the Section 4.2 scoping meeting or executed a System Impact Study Agreement; or (ii) Project C, if a Project B has already been designated by the Utility, completed the Section 4.2 scoping meeting, or executed a System Impact Study Agreement. Upon being designated by the Utility as a Project C, the Small Animal Waste Facility shall be the next facility to become a Project B, regardless of whether another interdependent Interconnection Request with a lower Queue Number exists and notwithstanding Section 1.9.4.2. Upon being designated a Project B, a Small Animal Waste Facility shall be the next Project B studied under Section 4.3 regardless of Queue Number.

1.9.4.4 When an Interconnection Customer is proposing to interconnect a Standby Generating Facility with zero export requested, the Utility shall designate the Standby Generating Facility for expedited Section 4 study as a Project A and also ahead of all other Section 4 studies currently underway in the Utility study queue, unless there are other Standby Generating Facilities currently under study, in which case such Standby Generating Facilities shall be studied in their own queue order. Notwithstanding Section 1.8.1, a Standby Generating Facility will be responsible for Interconnection Facilities and any Upgrades arising from its designated Project A position in the Queue as provided for in this section.

1.10 Interconnection Requests Submitted Prior to the Effective Date of these Revised Procedures

Other than as set forth in Section 1.1.3, nothing in this Standard affects an Interconnection Customer's Queue Number assigned before the effective date of these procedures. Interconnection Requests which have received a System Impact Study report as of the effective date of these procedures that did not identify any interdependency with another project shall be deemed a Project A. Any Interconnection Requests for which the Utility has not completed the System Impact Study and issued a System Impact Study Report to the Interconnection

Customer as of the effective date of these procedures shall be reviewed for Interdependency pursuant to Section 1.9.

Where the Commission has authorized a Utility to administer a Definitive Interconnection Study Process prescribed in Section 4.4, any Interconnection Customer that has received a Queue Number but has not executed an Interconnection Agreement with the Utility prior to the effective date of the Revised Standard may request in writing after receiving notice from the Utility pursuant to Section 1.1.3 to be studied under the following Transition Procedures or shall be withdrawn from the queue:

1.10.1 Transitional Serial Process.

An Interconnection Customer that has a) a final System Impact Study Report that identifies the Interconnection Facilities and any Upgrades required to feasibly interconnect the proposed Generating Facility, and b) a Facilities Study Agreement executed by the Interconnection Customer prior to the effective date of the Revised Standard, may opt to continue with the serial process if the Interconnection Customer provides notice in writing to the Utility and meets each of the following requirements that demonstrate readiness within the timeframe prescribed in Section 1.1.3:

- a) The Interconnection Customer makes a supplemental deposit equal to the greater of: 1) one hundred percent (100%) of the System Upgrade costs identified in the Interconnection Customer's System Impact Study Report; or 2) a minimum deposit based upon the Interconnection Customer's nameplate capacity identified in the Interconnection Request of: \$100,000 for Interconnection Customers up to 5MW; \$150,000 for Interconnection Customers greater than 5 MW up to 10 MW; \$200,000 for Interconnection Customers greater than 10 MW up to 20 MW; \$500,000 for Interconnection Customers greater than 20 MW up to 50 MW, or \$800,000 for Interconnection Customers greater than 50 MW. The supplemental deposit shall be in the form of an irrevocable letter of credit upon which the Utility may draw or a cash deposit. The supplemental deposit shall be held by the Utility as pre-payment for the estimated cost of System Upgrades to be designed by the Utility in the Section 4.5 Facilities Study.
- b) The Interconnection Customer affirms that it holds exclusive site control to construct the entire Generating Facility and all required Interconnection Facilities to the Point of Interconnection to the Utility's System.
- c) The Interconnection Customer provides one of the following:

- i. A contract, binding upon the parties to the contract, for sale of the Generating Facility's energy where the term of the sale is not less than five (5) years, or
 - ii. Reasonable evidence that the Generating Facility is included in a Utility's Resource Plan or has received a contract award in a Resource Solicitation Process.
- 1.10.1.1 For each Interconnection Customer that achieves the Transitional Serial readiness requirements described in Section 1.10.1, the Utility shall complete the Facilities Study pursuant to the process established in Section 4.5. The Utility and the Interconnection Customer shall then follow the Section 5 Construction Planning and Interconnection Agreement administration process, except that the Milestone 4 requirement in Section 5.1.2 shall not apply to Interconnection Customers participating in the Transitional Serial Study process.
- 1.10.1.2 If an Interconnection Customer that has entered the Transitional Serial Study process withdraws the Interconnection Request or otherwise does not reach Commercial Operation, the supplemental deposit amount shall be forfeited to the Utility, with amounts deposited for pre-payment of System Upgrades to be used to construct the System Upgrades identified in the System Impact Study Report. If the Interconnection Customer submitted a minimum supplemental deposit amount in excess of its assigned System Upgrades, the minimum deposit amount shall be treated as a Withdrawal Penalty and distributed to fund restudies and if not necessary for restudy will be distributed to fund future Cluster Study costs pursuant to Section 6.3.6. Notwithstanding the foregoing, an Interconnection Customer may withdraw without being subject to a Withdrawal Penalty and be fully refunded pre-payment amounts for System Upgrades where (1) the Interconnection Customer's System Upgrades and Interconnection Facilities costs identified in the Facilities Study Report exceed the Interconnection Customer's Section 1.10.1.a minimum deposit amount; (2) the Interconnection Customer's System Upgrades and Interconnection Facilities costs identified in the Facilities Study Report increased by more than twenty-five percent (25%) compared to the costs identified in the Interconnection Customer's System Impact Study Report; and (3) the Interconnection Customer provides written notice of withdrawal to the Utility within ten (10) Business Days of receipt of the Facilities Study Report.
- 1.10.1.3 If the Interconnection Customer proceeds to execute an Interconnection Agreement, the supplemental deposit shall be

applied towards future construction costs required to complete the interconnection under the Interconnection Agreement and shall be trued up by the Utility in the Detailed Estimated Upgrade Charges in the Interconnection Agreement.

1.10.2 Transitional Cluster Study Process.

An Interconnection Customer with an assigned Queue Position prior to the effective date of the Revised Standard may opt to enter the Transitional Cluster Study if the Interconnection Customer meets the requirements in Section 1.10.2.1 and provides written notice to the Utility pursuant to the process established in Section 1.1.3. All Interconnection Customers who enter the Transitional Cluster Study process shall be considered to have an equal Queue Position, and their identified Upgrade costs shall be allocated according to Section 4.4.4 of this Revised Standard. Transitional Cluster Study costs shall be allocated according to the method described in Section 4.4.3.

1.10.2.1 A Transitional Cluster Study general informational meeting open to all eligible Interconnection Customers shall be held within thirty (30) calendar days of the effective date of the Revised Standard. To join the Transitional Cluster Study, an Interconnection Customer must meet all of the following requirements within the timeframe prescribed in Section 1.1.3:

- a) Execute a Transitional Cluster Study Agreement;
- b) Make a supplemental Interconnection Request study deposit, if necessary, to increase the Interconnection Customer's total study deposit to equal the amount required under Section 1.5.1.2 of the Revised Standard;
- c) Affirm that it has exclusive site control for the entire Generating Facility and all required Interconnection Facilities to the Point of Interconnection to the Utility's System; and
- d) Provide one of the following:
 - i. A contract, binding upon the parties to the contract, or reasonable evidence that the Interconnection Customer has established a legally enforceable obligation binding upon the Interconnection Customer, for sale of the Generating Facility's energy to the Utility, where the term of sale is not less than five (5) years; or
 - ii. Reasonable evidence that the Generating Facility is included in a Utility's Resource Plan or has received a contract award in a Resource Solicitation Process; or

- iii. Reasonable evidence that the Interconnection Customer's Interconnection Request was accepted by the Utility and its Queue Position was initially established at least 365 days prior to the Utility's initiation of the Transitional Cluster Study pursuant to Section 1.1.3; or
 - iv. Reasonable evidence that the Interconnection Customer has received a certificate of public convenience and necessity, if required, for the construction of its Generating Facility.
- 1.10.2.2 If one or more valid requests are received into the Transitional Cluster Study, the Utility shall undertake an expedited thirty (30) Calendar Day customer engagement process as provided for in Section 4.4.1 and shall then initiate a Phase 1 study under the procedures prescribed in Section 4.4.7.1 (Transitional Cluster Study Phase 1) to evaluate the impact of the proposed interconnection(s) within the Transitional Cluster Study on the reliability of the Utility's System. The Utility shall use Reasonable Efforts to complete the Transitional Cluster Study Phase 1 consisting of a power flow and voltage analysis within ninety (90) Calendar Days. The Transitional Cluster Study Phase 1 Report shall identify the Interconnection Facilities and System Upgrades that are expected to be required as a result of the Interconnection Request(s) and provide a non-binding good-faith indicative estimate of cost responsibility and a non-binding good-faith estimated time to construct. The Utility will host a meeting to discuss the results of the Transitional Cluster Study Phase 1 within ten (10) Calendar Days of issuing the Transitional Cluster Study Phase 1 Report.
- 1.10.2.3 Within thirty (30) Calendar Days of the Utility's publication of the Transitional Cluster Study Phase 1 Report, each Interconnection Customer electing to proceed with Phase 2 of the Transitional Cluster Study shall submit a supplemental deposit based upon the Interconnection Customer's nameplate capacity identified in its Interconnection Request of: \$100,000 for Interconnection Customers up to 5MW; \$150,000 for Interconnection Customers greater than 5 MW up to 10 MW; \$200,000 for Interconnection Customers greater than 10 MW up to 20 MW; \$500,000 for Interconnection Customers greater than 20 MW up to 50 MW, or \$800,000 for Interconnection Customers greater than 50 MW.

An Interconnection Customer electing to withdraw from the Transitional Cluster Study prior to commencement of the Phase 2 study shall be assigned its allocated Transitional Cluster Study Phase 1 study costs subject to the withdrawal process under Section 6.3.4, but shall not be subject to any Withdrawal Penalty.

- 1.10.2.4 Once Transitional Cluster Study Phase 2 commences, the Utility shall complete an updated power flow/voltage analysis (if necessary), stability analysis and short circuit analysis for the Interconnection Customers remaining in the Transitional Cluster Study pursuant to the procedures in Section 4.4.7.3. The Utility shall use Reasonable Efforts to complete the Phase 2 analysis within one hundred fifty (150) Calendar Days. The results of this analysis shall identify the Interconnection Facilities and System Upgrades expected to be required to reliably interconnect the Generating Facilities proceeding in the Transitional Cluster Study and shall provide a non-binding good-faith estimate of cost responsibility and a non-binding good-faith estimated time to construct. The Phase 2 Report shall identify each Interconnection Customer's estimated allocated costs for the Interconnection Facilities and System Upgrades that would be borne by the Interconnection Customer under a future Interconnection Agreement.

If the Interconnection Customer withdraws the Interconnection Request at any time after Phase 2 commences or otherwise does not reach Commercial Operation, the Section 1.10.2.3 supplemental deposit amount provided after Phase 1 shall be treated as a Withdrawal Penalty and distributed to fund future Cluster Study costs pursuant to Section 6.3.6, unless (1) the System Upgrades assigned to the Interconnection Customer exceeds the supplemental deposit amount required under Section 1.10.2.3; and (2) the Utility determines consistent with Good Utility Practice that a Withdrawal Penalty should not be assigned pursuant to the standards prescribed in Section 6.3.5.

- 1.10.2.5 Within thirty (30) Calendar Days of the Utility's publication of the Transitional Cluster Study Phase 2 Report, each Interconnection Customer within the Transitional Cluster Study shall:
- a) Submit a deposit equal to one hundred percent (100%) of the System Upgrade costs identified in the Transitional Cluster Study Phase 2 Report, which would be borne by the Interconnection Customer under a future Interconnection Agreement. The deposit shall be in the form of an irrevocable letter of credit upon which the Utility may draw or a cash deposit;
 - b) Demonstrate definitive readiness by providing i) a contract binding upon the parties to the contract, for sale of the Generating Facility's energy to the Utility, where the term of sale is not less than five (5) years; or ii) reasonable evidence that the Generating Facility is included in a Utility's Resource Plan and, if required, has filed an application for a Certificate of Public Convenience and Necessity from the Commission or has received a contract award in a Resource Solicitation Process; and

- c) Execute a Facilities Study Agreement to proceed with Facilities Study under Section 4.5.

If any Interconnection Customer within the Transitional Cluster Study fails to meet the foregoing requirements, such Interconnection Customer shall be deemed withdrawn and subject to the Withdrawal Penalty identified in Section 1.10.2.4. The Utility shall determine whether re-study of the Transitional Cluster Interconnection Customers is required pursuant to the procedures of Section 4.4.7.5 prior to executing the Facilities Study Agreement and returning it to the Interconnection Customers.

If an Interconnection Customer withdraws at any time after demonstrating readiness pursuant to this Section and committing to proceed to Facilities Study, the Withdrawal Penalty assigned shall equal the greater of the Section 1.10.2.3 supplemental deposit, or the pre-payment of System Upgrades required by Section 1.10.2.5.a), which shall be forfeited to the Utility, with amounts deposited for pre-payment of System Upgrades to be used to construct the System Upgrades identified in the Transitional Cluster System Impact Study Report. A Withdrawal Penalty shall be assigned unless (1) the System Upgrades assigned to the Interconnection Customer exceeds the supplemental deposit amount required under Section 1.10.2.3; and (2) the Utility determines, consistent with Good Utility Practice, that a Withdrawal Penalty should not be assigned pursuant to the standards prescribed in Section 6.3.5.

- 1.10.2.6 The Utility shall complete the Facilities Study for all Interconnection Customers in the Transitional Cluster Study pursuant to Section 4.5. Within ten (10) Business Days of the Utility's issuance of the Facilities Study Report, the Interconnection Customers shall increase or the Utility shall decrease its additional deposit provided after Phase 2 of the Transitional Cluster Study to equal the cost of any System Upgrades identified in the Transitional Cluster Facilities Study Report, that would be borne by the Interconnection Customer under a future Interconnection Agreement, or the Interconnection Request shall be deemed withdrawn. The Utility and the Interconnection Customer shall follow the Section 5 Construction Planning and Interconnection Agreement administration process, except that the Milestone 4 requirement in Section 5.1.1 shall not apply to Interconnection Customers participating in the Transitional Cluster Study.

Section 2. Optional 20 kW Inverter Process for Certified Inverter-Based Generating Facilities No Larger than 20 kW

2.1 Applicability

The 20 kW Inverter Process is available to an Interconnection Customer proposing to interconnect its inverter-based Generating Facility with the Utility's System if the Generating Facility is no larger than 20 kW and if the Interconnection Customer's proposed Generating Facility meets the codes, standards, and certification requirements of Attachments 5-A and 5-B of these procedures, or the Utility has reviewed the design or tested the proposed Generating Facility and is satisfied that it is safe to operate.

The Utility may require the Interconnection Customer to install a manual load-break disconnect switch or safety switch as a clear visible indication of switch position between the Utility System and the Interconnection Customer. When the installation of the switch is not otherwise required (e.g. National Electric Code, state or local building code) and is deemed necessary by the Utility for certified, inverter-based generators no larger than 10 kW, the Utility shall reimburse the Interconnection Customer for the reasonable cost of installing a switch that meets the Utility's specifications (see also Section 6.16).

2.2 Interconnection Request

The Interconnection Customer shall complete the Interconnection Request Application Form for a certified inverter-based Generating Facility no larger than 20 kW in the form provided in Attachment 6 and submit it to the Utility, together with the non-refundable processing fee specified in the Interconnection Request Application Form and the documentation required pursuant to Section 1.5.1.

2.2.1 The Utility shall verify that the Generating Facility can be interconnected safely and reliably using the screens contained in the Fast Track Process. (See Section 3.2.1.) The Utility has 15 Business Days to complete this process. Unless the Utility determines and demonstrates that the Generating Facility cannot be interconnected safely and reliably, the Utility shall approve the Interconnection Request upon fulfillment of all requirements in Section 1.5 and return the Interconnection Request Application Form to the Interconnection Customer.

2.2.1.1 If the proposed interconnection passes the screens but the Utility determines that minor Utility construction is required to interconnect the Generating Facility to the Utility's System, the Interconnection Request shall be approved and the Utility will provide the Interconnection Customer a non-binding good faith estimate of the cost of interconnection along with the Interconnection Request Application Form within 15 Business Days after the determination.

- 2.2.1.2 If the proposed interconnection passes the screens, but the costs of interconnection including System Upgrades and Interconnection Facilities cannot be determined without further study or review, the Utility will notify the Interconnection Customer that the Utility will need to complete a Facilities Study under Section 4.5 to determine the necessary costs of interconnection and will charge the actual cost of the Facilities Study to the Interconnection Customer.
 - 2.2.2 Screen failure: Despite the failure of one or more screens, the Utility, at its sole option, may approve the interconnection provided such approval is consistent with safety and reliability. If the Utility cannot determine that the Generating Facility may be interconnected consistent with safety, reliability, and power quality standards, the Utility shall provide the Interconnection Customer with detailed information on the reasons for failure in writing. In addition, the Utility shall either:
 - 2.2.2.1 Notify the Interconnection Customer in writing that the Utility is continuing to evaluate the Generating Facility under Section 3.4 Supplemental Review if the Utility concludes that the Supplemental Review might determine that the Generating Facility could continue to qualify for interconnection pursuant to Fast Track; or
 - 2.2.2.2 Offer to continue evaluating the Interconnection Request under the Section 4 Study Process.
- 2.3 Certificate of Completion
 - 2.3.1 After installation of the Generating Facility, the Interconnection Customer shall submit the Certificate of Completion in the form provided in Attachment 6 to the Utility. Prior to parallel operation, the Utility may inspect the Generating Facility for compliance with standards including a witness test and the scheduling of an appropriate metering replacement, if necessary.
 - 2.3.2 The Utility shall notify the Interconnection Customer in writing that interconnection of the Generating Facility is authorized. If the witness test is not satisfactory, the Utility has the right to disconnect the Generating Facility. The Interconnection Customer has no right to operate in parallel with the Utility until a witness test has been performed, or previously waived on the Interconnection Request. The Utility is obligated to complete this witness test within ten (10) Business Days of the receipt of the Certificate of Completion. If the Utility does not inspect within ten (10) Business Days or by mutual agreement of the Parties, the witness test is deemed waived.
 - 2.3.3 Interconnection and parallel operation of the Generating Facility is subject to the Terms and Conditions stated in Attachment 6 of these procedures.

2.4 Contact Information

The Interconnection Customer must provide its contact information. If another entity is responsible for interfacing with the Utility, that contact information must also be provided on the Interconnection Request Application Form.

2.5 Ownership Information

The Interconnection Customer shall provide the legal name(s) of the owner(s) of the Generating Facility.

2.6 UL 1741 Listed

The Underwriters' Laboratories (UL) 1741 standard (Inverters, Converters, Controllers and Interconnection System Equipment for Use With Distributed Energy Resources) addresses the electrical interconnection design of various forms of generating equipment. Many manufacturers submit their equipment to a nationally recognized testing laboratory that verifies compliance with UL 1741. This "listing" is then marked on the equipment and supporting documentation.

Section 3. Optional Fast Track Process for Certified Generating Facilities

3.1 Applicability

The Fast Track Process is available to an Interconnection Customer proposing to interconnect its Generating Facility with the Utility's System if the Generating Facility's capacity does not exceed the size limits identified in the table below. Generating Facilities below these limits are eligible for Fast Track review. However, Fast Track eligibility is distinct from the Fast Track Process itself, and eligibility does not imply or indicate that a Generating Facility will pass the Fast Track screens in Section 3.2 below or the Supplemental Review screens in Section 3.4 below.

Fast Track eligibility is determined based upon the generator type, the size of the generator, voltage of the line and the location of and the type of line at the Point of Interconnection. Generating Facilities connecting to lines greater or equal to 35 kilovolt (kV) are ineligible for the Fast Track Process regardless of size, unless mutually agreed to in writing between the Interconnection Customer and the Utility. Only certified inverter-based systems are eligible for the Fast Track Process and the size limit varies according to the voltage of the line at the proposed Point of Interconnection. Certified inverter-based Generating Facilities located within 2.5 electrical circuit miles of a substation and on a mainline (as defined in the table below) are eligible for the Fast Track Process under the higher thresholds set forth in the table below. In addition to the size threshold, the Interconnection Customer's proposed Generating Facility must meet the codes, standards, and certification requirements of Attachments 5-A and 5-B of these procedures, or the Utility has to have reviewed the design or tested the proposed Generating Facility and be satisfied that it is safe to operate.

Fast Track Eligibility for Inverter-Based Systems ¹		
Line Voltage	Fast Track Eligibility Regardless of Location	Fast Track Eligibility on a Mainline ² and ≤ 2.5 Electrical Circuit Miles from Substation ³
< 5 kV	≤ 100 kW	≤ 500 kW
≥ 5 kV and < 15 kV	≤ 1 MW	≤ 2 MW
≥ 15 kV and < 35 kV	≤ 2 MW	≤ 2 MW

¹Must be an UL certified inverter.

²For purposes of this table, a mainline is the three-phase backbone of a circuit. It will typically constitute lines with wire sizes of 4/0 American wire gauge, 336.4 kcmil, 397.5 kcmil, 477 kcmil, and 795 kcmil.

³An Interconnection Customer can determine this information about its proposed interconnection location in advance by requesting a Pre-Application Report pursuant to Section 1.3.

3.1.1 The Interconnection Customer may elect in the Interconnection Request Application Form to proceed directly to Supplemental Review, in order to minimize overall processing time in the event the Utility deems Supplemental Review is appropriate. This is accomplished by selecting both the Fast Track and Supplemental Review options on the Interconnection Request Application Form and paying the applicable Fast Track fee and Supplemental Review deposit.

3.2 Initial Review

Within 15 Business Days after the Utility notifies the Interconnection Customer it has received a complete Interconnection Request pursuant to Section 1.5 and the Utility has preliminarily determined that the Interconnection Request is not interdependent with more than one Interconnection Request with lower Queue Numbers under Section 1.9, the Utility shall perform an initial review using the screens set forth below, shall notify the Interconnection Customer of the results, and include with the notification copies of the analysis and data underlying the Utility's determinations under the screens.

3.2.1 Screens

- 3.2.1.1 The proposed Generating Facility's Point of Interconnection must be on a portion of the Utility's Distribution System.
- 3.2.1.2 For interconnection of a proposed Generating Facility to a radial distribution circuit, the aggregated generation, including the proposed Generating Facility, on the circuit shall not exceed 15% of the line section annual peak load as most recently measured at the substation. A line section is that portion of a Utility's System

connected to a customer bounded by automatic sectionalizing devices or the end of the distribution line.

- 3.2.1.3 For interconnection of a proposed Generating Facility to a radial distribution circuit, the aggregated generation, including the proposed Generating Facility, on the circuit shall not exceed 90% of the circuit and/or bank minimum load at the substation.
- 3.2.1.4 For interconnection of a proposed Generating Facility to the load side of spot network protectors, the proposed Generating Facility must utilize an inverter-based equipment package and, together with the aggregated other inverter-based generation, shall not exceed the smaller of 5% of a spot network's maximum load or 50 kW.
- 3.2.1.5 The proposed Generating Facility, in aggregation with other generation on the distribution circuit, shall not contribute more than 10% to the distribution circuit's maximum fault current at the point on the high voltage (primary) level nearest the proposed point of change of ownership.
- 3.2.1.6 The proposed Generating Facility, in aggregate with other generation on the distribution circuit, shall not cause any distribution protective devices and equipment (including, but not limited to, substation breakers, fuse cutouts, and line reclosers), or Interconnection Customer equipment on the system to exceed 87.5% of the short circuit interrupting capability; nor shall the interconnection be approved for a circuit that already exceeds 87.5% of the short circuit interrupting capability.
- 3.2.1.7 Using the table below, determine the type of interconnection to a primary distribution line. This screen includes a review of the type of electrical service to be provided to the Interconnection Customer, including line configuration and the transformer connection for the purpose of limiting the potential for creating over-voltages on the Utility's System due to a loss of ground during the operating time of any anti-islanding function.

Primary Distribution Line Type	Type of Interconnection to Primary Distribution Line	Result/Criteria
Three-phase, three wire	3-phase or single phase, phase-to-phase	Pass Screen
Three-phase, four wire	Effectively-grounded three- phase or single phase, line-to-neutral	Pass Screen

- 3.2.1.8 If the proposed Generating Facility is to be interconnected on a single-phase shared secondary, the aggregate Generating Facility capacity on the shared secondary, including the proposed Generating Facility, shall not exceed 65% of the transformer nameplate rating.
- 3.2.1.9 If the proposed Generating Facility is single-phase and is to be interconnected on a center tap neutral of a 240 volt service, its addition shall not create an imbalance between the two sides of the 240 volt service of more than 20% of the nameplate rating of the service transformer.
- 3.2.1.10 The Generating Facility, in aggregate with other generation interconnected to the transmission side of a substation transformer feeding the circuit where the Generating Facility proposes to interconnect shall not exceed 10 MW in an area where there are known, or posted, transient stability limitations to generating units located in the general electrical vicinity (e.g., three or four transmission busses from the point of interconnection).

3.2.2 Screen Results

- 3.2.2.1 If the proposed interconnection passes the screens and requires no construction by the Utility on its own System, the Interconnection Request shall be approved, and the Utility will provide the Interconnection Customer an executable Interconnection Agreement within ten (10) Business Days after the determination.
- 3.2.2.2 If the proposed interconnection passes the screens and the Utility is able to determine without further study or review that only minor Utility construction is required to interconnect the Generating Facility to the Utility's System, the Interconnection Request shall be approved and the Utility will provide the Interconnection Customer a non-binding good faith estimate of the cost of interconnection along with an executable Interconnection Agreement within 15 Business Days after the determination.
- 3.2.2.3 If the proposed interconnection passes the screens, but the costs of interconnection including System Upgrades and Interconnection Facilities cannot be determined without further study or review, the Utility will notify the Interconnection Customer that the Utility will need to complete a Facilities Study under Section 4.5 to determine the necessary costs of interconnection.

- 3.2.2.4 If the proposed interconnection fails the screens, but the Utility determines that the Generating Facility may nevertheless be interconnected consistent with safety, reliability, and power quality standards, and requires no construction by the Utility on its own System, the Interconnection Request shall be approved and the Utility shall provide the Interconnection Customer an executable Interconnection Agreement within ten (10) Business Days after the determination.
- 3.2.2.5 If the proposed interconnection fails the screens, but the Utility determines that the Generating Facility may nevertheless be interconnected consistent with safety, reliability, and power quality standards and the Utility is able to determine without further study or review that only minor Utility construction is required to interconnect with the Generating Facility, the Interconnection Request shall be approved and the Utility will provide the Interconnection Customer a non-binding good faith estimate of the cost of interconnection along with an executable Interconnection Agreement within 15 Business Days after the determination.
- 3.2.2.6 If the proposed interconnection fails the screens, and the Utility does not or cannot determine from the initial review that the Generating Facility may nevertheless be interconnected consistent with safety, reliability, and power quality standards unless the Interconnection Customer is willing to consider minor modifications or further study, the Utility shall provide the Interconnection Customer with the opportunity to attend a customer options meeting as described in Section 3.3 below.

3.3 Customer Options Meeting

If the Utility determines the Interconnection Request cannot be approved without (1) minor modifications at minimal cost, (2) a supplemental study or other additional studies or actions, or (3) incurring significant cost to address safety, reliability, or power quality problems, the Utility shall notify the Interconnection Customer of that determination within five (5) Business Days after the determination, and upon request provide copies of data and analyses underlying its conclusion. Within ten (10) Business Days of the Utility's determination, the Utility shall offer to convene a customer options meeting to review possible Interconnection Customer facility modifications or the screen analysis and related results, to determine what further steps are needed to permit the Generating Facility to be connected safely and reliably. At the time of notification of the Utility's determination, or at the customer options meeting, the Utility shall:

- 3.3.1 Offer to perform facility modifications or minor modifications to the Utility's System (e.g., changing meters, fuses, relay settings) and provide a non-

binding good faith estimate of the limited cost to make such modifications to the Utility's System. The Interconnection Customer shall have ten (10) Business Days to agree to pay for the modifications to the Utility's electric System or the Interconnection Request shall be deemed to be withdrawn. If the Interconnection Customer agrees to pay for the modifications to the Utility's electric System, the Utility will provide the Interconnection Customer with an executable Interconnection Agreement within ten (10) Business Days of the Interconnections Customer's agreement to pay; or

- 3.3.2 Offer to perform a Supplemental Review under Section 3.4 if the Utility concludes that the Supplemental Review might determine that the Generating Facility could continue to qualify for interconnection pursuant to the Fast Track Process, and provide a non-binding good faith estimate of the costs of such review. The Interconnection Customer shall have ten (10) Business Days to accept in writing the Utility's offer to perform a Supplemental Review and post any deposit requirement for the Supplemental Review, or the Interconnection Request shall be deemed to be withdrawn; or
- 3.3.3 Offer to continue evaluating the Interconnection Request under the Section 4 Study Process. The Interconnection Customer shall have ten (10) Business Days to agree in writing to its Interconnection Request continuing to be evaluated under the Section 4 Study Process, and post any deposit requirement for the Study Process, or the Interconnection Request shall be deemed to be withdrawn.

3.4 Supplemental Review

If the Interconnection Customer agrees to a Supplemental Review, the Interconnection Customer shall agree in writing within ten (10) Business Days of the offer, and submit a deposit of \$750 (if the facility is larger than 20 kW but not larger than 100 kW) or \$1,000 (if the facility is larger than 100 kW but not larger than 2 MW), or the request shall be deemed to be withdrawn. The Interconnection Customer shall be responsible for the Utility's actual costs for conducting the Supplemental Review. The Interconnection Customer must pay any review costs that exceed the deposit within 20 Business Days of receipt of the invoice or resolution of any dispute. If the deposit exceeds the invoiced costs, the Utility will return such excess within 20 Business Days of the invoice without interest.

- 3.4.1 Within ten (10) Business Days following receipt of the deposit for a Supplemental Review, the Utility will determine if the Generating Facility can be interconnected safely and reliably.
 - 3.4.1.1 If so, the Utility shall forward an executable Interconnection Agreement to the Interconnection Customer within ten (10) Business Days.

- 3.4.1.2 If so, and Interconnection Customer facility modifications are required to allow the Generating Facility to be interconnected consistent with safety, reliability, and power quality standards under these procedures, the Utility shall ask if the customer agrees to make the necessary modifications. The customer will be given 10 Business Days to agree, in writing, to the required modifications. The Utility will forward an executable Interconnection Agreement to the Interconnection Customer within 15 Business Days after confirmation that the Interconnection Customer has agreed to make the necessary modifications at the Interconnection Customer's cost.
- 3.4.1.3 If so, and minor modifications to the Utility's System are required to allow the Generating Facility to be interconnected consistent with safety, reliability, and power quality standards under these procedures, the Utility shall forward an executable Interconnection Agreement to the Interconnection Customer within ten (10) Business Days that requires the Interconnection Customer to pay the costs of such System modifications prior to interconnection.
- 3.4.1.4 If so, but the costs of interconnection including System Upgrades and Interconnection Facilities cannot be determined without further study or review, the Utility will notify the Interconnection Customer that the Utility will need to complete a Facilities Study under Section 4.5 to determine the necessary costs of interconnection.
- 3.4.1.5 If not, the Interconnection Request will continue to be evaluated under the Section 4 Study Process, provided the Interconnection Customer indicates it wants to proceed and submits the required deposit within 15 Business Days.

Section 4. Study Process

4.1 Applicability

The Study Process shall be used by an Interconnection Customer proposing to interconnect its Generating Facility with the Utility's System if the Generating Facility exceeds the size limits for the Section 3 Fast Track Process, is not certified, or is certified but did not pass the Fast Track Process or the 20 kW Inverter Process. The Interconnection Customer may be required to submit additional information or documentation, as may be requested by the Utility in writing, during the Study Process.

- 4.1.1 **Applicability of Definitive Interconnection Study Process.** For Duke Energy Carolinas, LLC and Duke Energy Progress, LLC, the Commission has

authorized a Definitive Interconnection Cluster Study Process, as provided for in Sections 4.2.5, 4.4, and 6.3.4. Interconnection Customers may initially elect to obtain an Informational Interconnection Study, as provided for under Section 1.4, prior to submitting an Interconnection Request and proceeding into the Definitive Interconnection Study Process. Attachment 8-A provides an overview and timeline of the Definitive Interconnection Study Process, including the DISIS Request Window, the initial Customer Engagement Window, and Phase 1 of the DISIS. Customers that elect to withdraw from the Definitive Interconnection Study Process may be subject to a Withdrawal Penalty as further addressed in Section 6.3.4.

4.2 Scoping Meeting

- 4.2.1 A scoping meeting will be held within ten (10) Business Days after the Interconnection Request is deemed complete, unless the Interconnection Customer is preliminarily designated as interdependent with more than one (1) Interconnection Request pursuant to Section 1.8.3.1, or as otherwise mutually agreed to by the Parties. The Utility and the Interconnection Customer will bring to the meeting personnel, including system engineers and other resources as may be reasonably required to accomplish the purpose of the meeting. The scoping meeting may be omitted by mutual agreement in writing.
- 4.2.2 The purpose of the scoping meeting is to discuss the Interconnection Request and review existing studies relevant to the Interconnection Request. The Parties shall further discuss whether the Utility should perform a System Impact Study, a Facilities Study, or proceed directly to an Interconnection Agreement.
- 4.2.3 If the Utility, after consultation with the Interconnection Customer, determines the project should proceed to a System Impact Study or Facilities Study, the Utility shall provide the Interconnection Customer, no later than ten (10) Business Days after the scoping meeting, either a System Impact Study Agreement (Attachment 7) or a Facilities Study Agreement (Attachment 9), as appropriate, including an outline of the scope of the study or studies and a nonbinding good faith estimate of the cost to perform the study or studies, which cost shall be subtracted from the deposit outlined in Section 1.5.1.2.
- 4.2.4 If the Parties agree not to perform a System Impact Study or Facilities Study, but to proceed directly to an Interconnection Agreement, the Parties shall proceed to the Construction Planning Meeting as called for in Section 5.
- 4.2.5 For Utilities authorized to implement a Definitive Interconnection Cluster Study Process, the Utility shall, within ten (10) Business Days after the close of the DISIS Request Window, host an open Scoping Meeting, for all

Interconnection Customers with Interconnection Requests received in the DISIS Request Window. If requested by an Interconnection Customer, the Utility shall also hold individual customer specific Scoping Meetings, which must be requested in writing no later than fifteen (15) Business Days after the close of the DISIS Request Window.

The purpose of the Scoping Meeting shall be to discuss alternative interconnection options; to exchange information, including any available transmission data that would reasonably be expected to impact such interconnection options; to review such information; and to determine the potential feasible Points of Interconnection. The Utility and Interconnection Customer will bring to the meeting such technical data, including but not limited to: (i) general facility loadings, (ii) general instability issues, (iii) general short circuit issues, (iv) general voltage issues, and (v) general reliability issues as may be reasonably required to accomplish the purpose of the meeting. The Utility and Interconnection Customer will each bring to the meeting personnel and other resources as may be reasonably required to accomplish the purpose of the meeting in the time allocated for the meeting. On the basis of the meeting, the Interconnection Customer shall designate a single and definitive Point of Interconnection to be studied by the Utility during the Cluster Study.

At the Interconnection Customer's option, the Utility and the Interconnection Customer will identify alternative Point(s) of Interconnection and configurations at the Scoping Meeting to evaluate in the System Impact Cluster Study Process and attempt to eliminate alternatives in a reasonable fashion given the resources and information available. The Interconnection Customer shall select a single definitive Point of Interconnection to be studied no later than the execution of the Definitive System Impact Study Agreement and shall provide affirmation of site control to construct the entire Generating Facility and all required Interconnection Facilities to the designated Point of Interconnection no later than commencement of the Phase 1 study process described in Section 4.4.7.1.

4.3 System Impact Study (Serial Study Process)

- 4.3.1 The Section 4.3 serial interconnection study process is applicable to Interconnection Customers requesting to interconnect to a Utility's System where the Utility has not been authorized to implement a Definitive Interconnection Study Process and continues to study interconnection requests on a serial basis. In order to retain its Queue Position the Interconnection Customer must return a System Impact Study Agreement signed by the Interconnection Customer within 15 Business Days of receiving an executable System Impact Study Agreement as provided for in Section 4.2.3.

- 4.3.2 The scope of and cost responsibilities for a System Impact Study are described in the System Impact Study Agreement. The time allotted for completion of the System Impact Study shall be as set forth in the System Impact Study Agreement.
- 4.3.3 The System Impact Study shall identify and detail the electric System impacts that would result if the proposed Generating Facility were interconnected without project modifications or electric System modifications, or to study potential impacts, including, but not limited to, those identified in the scoping meeting. The System Impact Study shall evaluate the impact of the proposed interconnection on the reliability of the electric System, including the distribution and transmission systems, if required.
- 4.3.4 The System Impact Study Report will provide the Preliminary Estimated Upgrade Charge, which is a preliminary indication of the cost and length of time that would be necessary to correct any System problems identified in those analyses and implement the interconnection.
- 4.3.5 The System Impact Study Report will provide the Preliminary Estimated Interconnection Facilities Charge, which is a preliminary non-binding indication of the cost and length of time that would be necessary to provide the Interconnection Facilities.
- 4.3.6 If the Utility has determined that an Interdependency exists and the Project is designated as a Project B, the Project B Interconnection Request shall receive a System Impact Study report, addressing a scenario assuming Project A is constructed and a second scenario assuming Project A is not constructed.
- 4.3.7 After receipt of the System Impact Study Report(s), the Interconnection Customer shall inform the Utility in writing if it wishes to withdraw the Interconnection Request and to request an accounting of any remaining deposit amount pursuant to Section 6.3.
- 4.3.8 At the time the System Impact Study Report is provided to the Interconnection Customer, the Utility shall also deliver an executable Facilities Study Agreement to the Interconnection Customer. After receipt of the System Impact Study Report and Facilities Study Agreement, when the Interconnection Customer is ready to proceed with the design and construction of the Upgrades and Interconnection Facilities, the Interconnection Customer shall return the signed Facilities Study Agreement to the Utility in accordance with Section 4.5.

4.4 Definitive Interconnection System Impact Cluster Study

Section 4.4 is applicable to Interconnection Customers requesting to interconnect to a Utility that has been authorized by the Commission to implement a Definitive Interconnection Study Process, as addressed in Section 4.1.1.

4.4.1 Initiation of a Definitive Interconnection System Impact Cluster Study.

The Utility shall accept Interconnection Requests during the “DISIS Request Window.” A DISIS Request Window shall open annually on January 1 and shall remain open for 180 Calendar Days, or through the following Business Day if the 180th day falls on a weekend or a NERC recognized holiday.

If one or more valid Interconnection Requests are received, for sixty (60) Calendar Days following the close of the DISIS Request Window (the Customer Engagement Window), the Utility shall work with the participating Interconnection Customers to build models, verify data, hold stakeholder meetings (including Scoping Meetings as appropriate), cure any deficiencies in the Interconnection Requests, and generally prepare for the start of the Definitive Interconnection System Impact Study. Notwithstanding the preceding sentence and upon written consent of all Interconnection Customers within a specific Cluster, the Utility may shorten the Customer Engagement Window in order to start the Definitive Interconnection System Impact Cluster Study earlier. Within the first ten (10) Business Days following the close of the DISIS Request Window, the Utility shall post on the Utility’s website a list of Interconnection Requests for that Cluster, identifying for each Interconnection Request: (i) the location by county and state; (ii) the distribution or transmission substation or transmission line or lines where the interconnection will be made; (iii) cluster being requested; and (iv) the type of Generating Facility to be constructed including fuel type such as wind, natural gas, coal, or solar.

Prior to the close of the Customer Engagement Window, each Interconnection Customer shall (i) execute a DISIS Agreement pursuant to Section 4.4.5.1; (ii) provide initial security equal to one (1) times the Section 1.5.1.2 study deposit amount to enter the DISIS; (iii) provide evidence satisfactory to the Utility of either an initial Readiness Milestone (M1) as described in Section 4.4.10, or additional security in the form of an irrevocable letter of credit or cash in lieu of the M1 Readiness Milestone equal to one (1) times the Study Deposit required in Section 1.5.1.2.

At the end of the Customer Engagement Window, all Interconnection Requests that meet the foregoing readiness requirements and that have an executed DISIS Agreement shall be included in that DISIS Cluster. Any Interconnection Requests not deemed sufficient pursuant to Section 1.5.4 at the close of the Customer Engagement Window shall not be included in the commencing DISIS Cluster. Immediately following the Customer

Engagement Window, the Utility shall initiate the Definitive Interconnection System Impact Cluster Study process that is described in Section 4.4.5.

4.4.2 Initiation of a Resource Solicitation Cluster.

At any time, and solely for purposes of administering a Commission-approved Competitive Resource Solicitation, a Utility may initiate a Resource Solicitation Cluster. The Utility may administer the Resource Solicitation Cluster either separately or as part of a Definitive Interconnection System Impact Cluster Study initiated pursuant to Section 4.4.1. Where the Resource Solicitation Cluster is studied separately from a Definitive Interconnection System Impact Study Cluster, the Resource Solicitation Cluster shall respect Queue Position and shall be studied as its own Cluster based upon a Utility-designated Queue Number where the Utility acts as authorized representative for the Interconnection Customer(s) in connection with a Competitive Resource Solicitation and shall study the Cluster based upon the Queue Number of the Resource Solicitation Cluster relative to the Queue Position of all other Interconnection Requests/Clusters.

The Utility shall publicize the scope of study and timeframe to initiate the Resource Solicitation Cluster study as part of the Competitive Resource Solicitation. The timelines shall indicate the close of the Customer Engagement Window for that Resource Solicitation Cluster. Where the Utility is administering the Resource Solicitation Cluster as part of a Definitive Interconnection System Impact Study Cluster, the Definitive Interconnection System Impact Study shall proceed as described in Sections 4.4.6 and 4.4.7.

A Generating Facility that initially is included in a Resource Solicitation Cluster may also reserve a later Queue Position separate from the Resource Solicitation Cluster. In either case, the Interconnection Customer must meet all requirements associated with maintaining each Queue Position for the Generating Facility. In the event a Generating Facility has multiple Queue Positions, it shall not be double counted in the study models.

After completion of the Definitive Interconnection System Impact Study process, the Utility must select one of the studied combinations by identifying the Generating Facility or combination of Generating Facilities determined to meet the goals of the Competitive Resource Solicitation prior to the commencement of the Facilities Study. Prior to the completion of the Facilities Studies for the combination of Generating Facilities selected in the Competitive Resource Solicitation, the Utility may replace Interconnection Customers in the combination, subject to any necessary re-study pursuant to Sections 4.4.7.5 or 4.4.9. While conducting the Definitive Interconnection Study Process, the Utility may suspend further action on the Interconnection Requests in the Competitive Resource Solicitation that are not included in

the selected combination. Where a Competitive Resource Solicitation is administered as part of an annual Definitive Interconnection System Impact Study Cluster, an Interconnection Customer that is rejected in the Competitive Resource Solicitation may elect to continue to be studied as part of the Definitive Interconnection System Impact Study Cluster by continuing to demonstrate readiness or providing Financial Security, as required in Section 4.4.10 or 4.4.11. In contrast, where a Generating Facility is rejected in a Resource Solicitation Cluster Process administered separately from a Definitive Interconnection System Impact Study Cluster, the Generating Facility shall lose the Queue Position it held as part of the Competitive Resource Solicitation. If a Generating Facility is selected at the conclusion of the Competitive Resource Solicitation, the Generating Facility may no longer maintain more than one Queue Position.

4.4.3 Allocation of Study Costs for DISIS Cluster

The administering Utility shall determine each Interconnection Customer's share of the costs of completing the DISIS Cluster Study (including general queue administration costs and overheads) by allocating: (1) ten percent (10%) of the applicable study costs to Interconnection Customers on a per capita basis based on the number of Interconnection Requests included in the applicable Cluster; and (2) ninety percent (90%) of the applicable study costs to Interconnection Customers on a pro-rata basis based on requested megawatts included in the applicable Cluster. If an Interconnection Customer exits the Cluster prior to the Utility commencing Phase 2 pursuant to Section 4.4.7.3 (including where the Utility determines through Phase 1 that a distribution-level System Impact Study should be completed for one or more distribution-level Interconnection Customers in lieu of being evaluated through Phase 2), then the Utility shall determine each Interconnection Customer's costs of preparing for and completing the DISIS prior to commencing Phase 2 and shall then separately determine each remaining Interconnection Customer's costs for the remainder of the DISIS.

If a Phase 3 re-study or general re-study is required pursuant to Section 4.4.7.5 or 4.4.9, then the Utility shall allocate the costs of the re-study as provided for in this section amongst the Interconnection Customers included in the re-study. If an Interconnection Customer proposes non-material changes to its Interconnection Request requiring limited re-study, the costs of the limited re-study shall be directly assigned to the requesting Interconnection Customer. The Facilities Study for a Utility administering the Definitive Interconnection Study Process shall continue to be an individual study and the costs for each Facilities Study shall be directly assigned to the Interconnection Customer associated with such study.

4.4.4 Allocation of Interconnection Facilities and Upgrade Costs Within DISIS Cluster

The Utility shall calculate each Interconnection Customer's share of System Upgrades and Interconnection Facilities costs identified in Cluster Studies in the following manner:

- a) Interconnection Station Upgrades, including all switching stations, shall be allocated based on the number of Generating Facilities interconnecting at an individual station on a per capita basis (i.e. on a per Interconnection Request basis). If multiple Interconnection Customers are connecting to the Utility's System through shared Interconnection Facility(ies), those Interconnection Customers shall be considered one Interconnection Customer for the per capita calculation described in the preceding sentence. Shared Interconnection Facilities shall be allocated based on the number of Generating Facilities sharing that Interconnection Facility on a per capita basis.
- b) All Network Upgrades other than those identified in Subsection 4.4.4.a shall be allocated based on the proportional impact of each individual Generating Facility in the Cluster Study on such Network Upgrades. The proportional impact of such Network Upgrades shall be calculated as follows. All transmission lines and transformers identified as Network Upgrades shall be allocated using distribution factor analysis. Voltage support related Upgrades shall be allocated using a voltage impact analysis that identifies each Generating Facility's contribution to the voltage violation. System Upgrades associated with upgrading existing breakers due to short circuit current exceeding breaker capability shall be allocated proportionally based on the short circuit current contribution of each Interconnection Request.
- c) Costs of Distribution Upgrades shall be allocated or assigned to each Interconnection Customer based upon the proportional impact of each individual Generating Facility in the Cluster Study based upon the need for the Distribution Upgrade. Distribution line work (e.g., reconductoring) shall be allocated to those Generating Facilities contributing to the need for the Upgrade on a per MW basis, based upon location (% of Upgrade). All other Distribution Upgrade costs shall be allocated on a per capita basis (i.e. on a per Interconnection Request basis) based upon the number of projects on the feeder or substation contributing to the need for the Upgrade.
- d) Costs of Interconnection Facilities are directly assigned to the Interconnection Customer(s) using such facilities.

4.4.5 Execution of Definitive Interconnection System Impact Study Agreement

Unless otherwise agreed, pursuant to the Scoping Meeting provided for in Section 4.2.5, within thirty (30) Calendar Days of the Utility's acknowledgement of a valid Interconnection Request requesting that a Definitive Interconnection System Impact Study be performed, the Utility shall provide to the Interconnection Customer a DISIS Agreement in the form of Attachment 8-C to this Revised Standard. At least seven (7) Calendar Days before the close of a Customer Engagement Window, the Utility shall provide to each Interconnection Customer proposing to enter the DISIS Cluster a non-binding updated good faith estimate of the cost and timeframe for completing the Definitive Interconnection System Impact Study.

The Interconnection Customer shall execute the DISIS Agreement and deliver the executed DISIS Agreement to the Utility no later than the close of the Customer Engagement Window or its Interconnection Request shall be withdrawn.

4.4.6 Scope of Definitive Interconnection System Impact Study (DISIS)

The Definitive Interconnection System Impact Study shall evaluate the impact of the proposed Interconnection Requests in the Cluster on the reliability of the Utility's System. The DISIS will consider the Utility's Base Case as well as all Generating Facilities (and with respect to iii below, any identified Network Upgrades associated with such higher queued requests) that, on the date the DISIS Request Window closes: (i) are existing and directly interconnected to the Utility's System; (ii) are existing and interconnected to Affected Systems and may have an impact on the Interconnection Request; and (iii) have a pending Interconnection Request to interconnect to the Utility's System with a higher Queue Position than the DISIS Cluster, either individually under Section 1.10.1 or included in a higher queued Cluster Study.

As set forth in Section 4.4.7, the DISIS is a phased study in which Phase 1 consists of a power flow and voltage analysis that is followed in Phase 2 by a short circuit analysis and a stability analysis. Any DISIS re-studies (Phase 3) shall consist of a power flow/voltage analysis, a short circuit analysis, and/or a stability analysis, as needed. The DISIS report shall state the assumptions upon which it is based; state the results of the analyses; and provide the requirements or potential impediments to providing the requested interconnections, including a preliminary indication of the cost and length of time that would be necessary to correct any problems identified in those analyses and to implement the interconnections. The DISIS report shall provide a list of facilities that are required as a result of the Interconnection Requests and a non-binding good faith Preliminary

Estimated Upgrade Charge estimate of cost responsibility and a nonbinding good faith estimated time to construct.

For purposes of clustering Interconnection Requests, the Utility may make reasonable changes to the requested Point(s) of Interconnection as part of the DISIS to facilitate the efficient and reliable interconnection of Interconnection Customers at common Points of Interconnection. The Utility shall notify Interconnection Customers in writing of any intended changes to the requested Point(s) of Interconnection, and the Point(s) of Interconnection shall only change upon mutual agreement. Where the Interconnection Customer agrees to a Utility's proposed change to the Point of Interconnection, and the change results in a loss of site control, the Interconnection Customer shall have 150 days to provide affirmation and reasonable documentation, if requested by the Utility, that site control to the new Point of Interconnection has been obtained, or the Interconnection Customer shall be required to post the additional financial security required by Section 4.4.11 to continue to proceed through the Definitive Interconnection Study process.

Where an Interconnection Customer is proposing to interconnect a Generating Facility to the Utility's Distribution System and is determined through Phase 1 not to cause or contribute to the need for Network Upgrades requiring further study in Phase 2, the Utility shall complete a distribution level System Impact Study for that Interconnection Customer, as discussed in Section 4.4.7.1.

4.4.7 Definitive Interconnection System Impact Study Procedures

Attachment 8-A to the Revised Standard provides an overview and timeline of the Definitive Interconnection Study Process, including the phases and milestones associated with the Definitive Interconnection System Impact Study.

- 4.4.7.1 The DISIS Cluster shall consist of all eligible Interconnection Requests that have satisfied M1 (or provided financial security in lieu of M1), have executed a DISIS Agreement, and have provided all required information before the close of the Customer Engagement Window. The Utility shall use Reasonable Efforts to complete the first phase (Phase 1) consisting of a power flow and voltage analysis within ninety (90) Calendar Days. The Phase 1 Report shall identify the Interconnection Facilities and System Upgrades that are expected to be required as a result of the Interconnection Request(s) and a non-binding good-faith indicative level estimate of cost responsibility and a non-binding good-faith estimated time to construct. After issuing the DISIS Phase 1 Report, the Utility shall hold a second, thirty (30) calendar day Customer Engagement Window and will host an

open stakeholder meeting (the Phase 1 Report Meeting) within ten (10) Business Days of publishing the DISIS Phase 1 results on the Utility's website. Where the Utility determines through the initial Phase 1 study that a distribution-level Interconnection Customer will not cause or contribute to the need for Network Upgrades, the Utility shall notify the Interconnection Customer in writing during the post-Phase 1 Customer Engagement Window that the Utility will complete an individual distribution-level System Impact Study for the proposed Generating Facility within fifty (50) Business Days. Upon issuance of the individual distribution-level System Impact Study report, the Interconnection Customer would then proceed immediately to the Section 4.5 Facilities Study process. Interconnection Customers that are studied for distribution level impacts only must continue to meet all Readiness Milestone requirements (or provide security in lieu of the Readiness Milestone) to proceed to Facilities Study under Section 4.5.

- 4.4.7.2 Within twenty (20) Calendar Days of the Phase 1 Report Meeting, all Interconnection Customers electing to proceed to Phase 2 are required to satisfy the requirements of Readiness Milestone 2 ("M2"). Interconnection Customers that do not provide the Readiness Milestone (or provide additional security in lieu of the Readiness Milestone) by the required date shall be deemed withdrawn from the Queue and are subject to a Withdrawal Penalty pursuant to Section 6.3.4.
- 4.4.7.3 Interconnection Customers who satisfy the M2 Readiness Milestone, or provide the required security to the Utility, shall continue to Phase 2 of the Definitive Interconnection System Impact Study. Phase 2 consists of an updated power flow/voltage analysis (if necessary), stability analysis, and short circuit analysis for the Interconnection Customers remaining in the DISIS Cluster. The Utility shall use Reasonable Efforts to complete the Phase 2 analysis within one hundred fifty (150) Calendar Days. The results of this analysis shall identify the Interconnection Facilities and Network Upgrades expected to be required to reliably interconnect the Generating Facilities in that DISIS Cluster. The Phase 2 Report shall provide non-binding estimates of the costs of required System Upgrades and Interconnection Facilities allocated to each Interconnection Customer within the Cluster. The Utility shall hold a third, thirty (30) Calendar Day customer engagement window and host an open stakeholder meeting (Phase 2 Report Meeting) within ten (10) Business Days of publishing the DISIS Phase 2 Report on the Utility's website.

- 4.4.7.4 Within twenty (20) Calendar Days of the Phase 2 Report Meeting, each Interconnection Customer in the Cluster shall notify the Utility in writing whether it intends to proceed to the Section 4.5 Facilities Study, where failure to provide the required notice shall result in the Interconnection Request being deemed withdrawn from the Queue and the Interconnection Customer being subject to a Withdrawal Penalty pursuant to Section 6.3.4.
- i. If no Interconnection Customers withdraw at this stage, the Definitive Interconnection Study Process shall advance to the Facilities Study stage in Section 4.5. The Utility shall notify the Interconnection Customers in the Cluster in writing that Phase 3 is not required and simultaneously provide each one the Facilities Study Agreement (Attachment 9).
 - ii. If one or more Interconnection Customer(s) withdraws from the Cluster, the Utility shall determine if a full System Impact re-study is necessary. If the Utility determines that a re-study is not necessary, and Phase 3 is not required, the Utility shall provide an updated Phase 2 Report within thirty (30) Calendar Days of such determination, and the Definitive Interconnection Study Process shall advance to the Facilities Study stage under Section 4.5. When the updated Phase 2 Report is issued, the Utility shall notify the remaining Interconnection Customers in the Cluster, in writing, that Phase 3 is not required, and shall simultaneously provide each of those Interconnection Customers a Facilities Study Agreement (Attachment 9).
 - iii. If one or more Interconnection Customers withdraws from the Cluster and the Utility determines that a full System Impact re-study is necessary, the Utility will continue with such re-study under Phase 3 (Section 4.4.7.5) until the Utility determines that no further re-studies are required. If an Interconnection Customer withdraws after the Phase 3 re-study described in Section 4.4.7.5 or during the Facilities Study stage, and the Utility determines that System Impact re-studies are again necessary, the Cluster shall be re-studied under the terms of Phase 3. The Utility shall notify each Interconnection Customer in the Cluster, in writing, that a re-study is required.
- 4.4.7.5 If required by the Utility under Section 4.4.7.4, Interconnection Customers shall continue with Phase 3 of the DISIS. Phase 3 may consist of updated power flow/voltage analysis, stability analysis, and/or short circuit analysis, if necessary, for the Interconnection Customers remaining in the Cluster. The Utility shall use Reasonable Efforts to complete the Phase 3 analysis

within one hundred fifty (150) Calendar Days. The results of this analysis shall identify the Interconnection Facilities and System Upgrades expected to be required to reliably interconnect the Generating Facilities in the Cluster, and shall provide non-binding Preliminary Estimated Upgrade Charges for the required Upgrades. The DISIS Phase 3 Report shall identify each Interconnection Customer's estimated allocated costs for Interconnection Facilities and System Upgrades. The Utility shall hold a fourth, thirty (30) Calendar Day customer engagement window and will host an open stakeholder meeting (the Phase 3 Report Meeting) within ten (10) Business Days of publishing the DISIS Phase 3 Report on the Utility's website. The Utility shall notify the Interconnection Customers in the Cluster, in writing, when no further re-studies are required, and simultaneously provide the Interconnection Customer(s) a Facilities Study Agreement in the form of Attachment 9.

4.4.7.6 Within thirty (30) Calendar Days of the notice that no System Impact re-studies are needed, and delivery of a Facilities Study Agreement by the Utility, each Interconnection Customer within the Cluster that has completed the DISIS process is required to (i) return an executed Facilities Study Agreement in the form of Attachment 9 (executed and including all required data identified therein); and (ii) provide Readiness Milestone 3 (M3) (or provide additional security in lieu of the Readiness Milestone). Milestones for the Definitive Interconnection Study process are described in Section 4.4.10. Interconnection Customers that do not provide the executed Facilities Study Agreement and Readiness Milestone (or provide security in lieu of the Readiness Milestone) by the required date shall be deemed withdrawn from the Queue and are subject to a Withdrawal Penalty pursuant to Section 6.3.4.

4.4.7.7 At the request of an Interconnection Customer or at any time the Utility determines that it will not meet the indicated timeframe for completing the DISIS, the Utility shall notify Interconnection Customer(s) in writing as to the schedule status of the DISIS Cluster. If the Utility is unable to complete the DISIS within the time period, it shall notify Interconnection Customer(s) and provide an estimated completion date with an explanation of the reasons why additional time is required.

4.4.8 Post-DISIS Report Meeting

Within ten (10) Business Days of furnishing a final DISIS study report to Interconnection Customer(s) within the Cluster and posting the report on the Utility's website, the Utility shall convene an open meeting to discuss

the study results. The Utility shall, upon request, also make itself available to meet with individual Interconnection Customers after the study report is provided.

4.4.9 Re-Study

If re-study of the DISIS, other than the re-study described in Section 4.4.7.4, is required due to a higher or equal priority queued project dropping out of the Queue, or due to modification of an earlier queued project subject to Section 1.6, the Utility shall notify the Interconnection Customer(s) within the Cluster in writing. The Utility shall make Reasonable Efforts to ensure such re-study takes no longer than one hundred fifty (150) Calendar Days from the date of notice. Any cost of re-study shall be borne by Interconnection Customer(s) being re-studied.

4.4.10 Readiness Milestones

Satisfaction of the requirements of Readiness Milestones 1, 2, and 3 are required as applicable throughout the Definitive Interconnection Study Process to demonstrate the readiness of the Interconnection Customer to develop the Generating Facility. Satisfaction of the requirements of Readiness Milestone 4 is required after the Definitive Interconnection Study Process has concluded, but before the Interconnection Agreement is issued by the Utility to the Interconnection Customer. An Interconnection Customer who does not satisfy the requirements of an applicable Readiness Milestone (or provide additional security in lieu thereof) is subject to withdrawal from the Queue and payment of a Withdrawal Penalty pursuant to Section 6.3.5.

4.4.10.1 Readiness Milestone 1 (M1)

M1 is satisfied by the Interconnection Customer providing evidence of one of the options below. M1 may also be satisfied by providing additional security as described in Section 4.4.11 in lieu of demonstrating readiness.

- a) Executed term sheet (or comparable evidence of a legally enforceable obligation) related to a contract, binding upon the parties to the contract, for the sale of the Generating Facility's energy, where the term of sale is not less than five (5) years, or
- b) Reasonable evidence the project has been selected by the Utility in a Resource Plan or is offering to sell its output through a Resource Solicitation Process.

4.4.10.2 Readiness Milestone 2 (M2)

M2 is satisfied by the Interconnection Customer providing evidence of one of the options below. M2 may also be satisfied by providing additional security as described in Section 4.4.11 in lieu of demonstrating readiness.

- a) Executed term sheet (or comparable evidence of a legally enforceable obligation) related to a contract, binding upon the parties to the contract, for the sale of the Generating Facility's energy, where the term of sale is not less than five (5) years, or
- b) Reasonable evidence that the project has been selected by the Utility in a Resource Plan or is offering to sell its output through a Resource Solicitation Process.

4.4.10.3 Readiness Milestone 3 (M3)

M3 is satisfied by the Interconnection Customer providing evidence of one of the options below. M3 may also be satisfied by providing additional security as described in Section 4.4.11 in lieu of demonstrating readiness.

- a) Executed contract, binding upon the parties to the contract, for the sale of the Generating Facility's energy, where the term of sale is not less than five (5) years, or where the Interconnection Customer has initiated dispute resolution regarding the Utility's failure to provide an executable contract or to execute the contract tendered by the Interconnection Customer and, in such circumstances, the Interconnection Customer shall have twenty (20) Calendar Days to execute a mutually-agreeable power purchase agreement or to file a formal complaint with the Commission; or
- b) Reasonable evidence the project has been selected by the Utility in a Resource Plan and, if required, has filed an application for a Certificate of Public Convenience and Necessity from the Commission or has received a contract award in a Resource Solicitation Process; or
- c) Reasonable evidence that the Interconnection Customer's Generating Facility has been included in a submitted application meeting all eligibility requirements to participate in a direct renewable energy procurement approved by the Commission pursuant to G.S. 62-159.2.

4.4.10.4 Readiness Milestone 4 (M4)

M4 must be achieved within ten (10) Business Days of the Utility's issuance of the Facilities Study Report and is satisfied by the Interconnection Customer providing the prepayment amount as described below and evidence of one of the options below. M4 may also be satisfied by providing additional security as described in Section 4.4.11 in lieu of demonstrating readiness.

- a) Executed contract, binding upon the parties to the contract, for the sale of the Generating Facility's energy, where the term of sale is not less than five (5) years; or
- b) Reasonable evidence that the project has been selected by the Utility in a Resource Plan and, if required, has received a Certificate of Public Convenience and Necessity from the Commission or has received a contract award in a Resource Solicitation Process.

The M4 prepayment amount shall be the greater of a) one hundred percent (100%) of the System Upgrade costs identified in the Facilities Study Report that would be borne by the Interconnection Customer under a future Interconnection Agreement, or b) a minimum deposit based upon the Interconnection Customer's nameplate capacity identified in the Interconnection Request of: \$100,000 for Interconnection Customers up to 5MW; \$150,000 for Interconnection Customers greater than 5 MW up to 10 MW; \$200,000 for Interconnection Customers greater than 10 MW up to 20 MW; \$500,000 for Interconnection Customers greater than 20 MW up to 50 MW, or \$800,000 for Interconnection Customers greater than 50 MW. If the Interconnection Customer is assigned System Upgrades in the Facilities Study Report, M4 shall be held by the Utility as a non-refundable prepayment for the estimated cost of such System Upgrades and shall be trued up by the Utility in the Detailed Estimated Upgrade Charges included in a future Interconnection Agreement or shall be forfeited to the Utility to construct the assigned System Upgrades if the Interconnection Request is subsequently withdrawn by the Interconnection Customer subject to the cap established for ready projects in Section 6.3.5.1. The M4 prepayment amount may be in the form of an irrevocable letter of credit upon which the Utility may draw, cash, surety bond or other financial arrangement that is acceptable to the Utility.

4.4.11 Definitive Interconnection Study Process Security Requirements.

The security required in lieu of demonstrating readiness at each Readiness Milestone is identified below (and also provided in Appendix 8-B). The security amount is dependent on whether the Interconnection Customer satisfied a Readiness Milestone and which phase of the Definitive Interconnection Study Process the Interconnection Customer is entering. The security described below for Readiness Milestones M1-M3 shall be in the form of an irrevocable letter of credit upon which the Utility may draw, or cash. The M4 security may be in the same form as the M1-M3 security or may also be in the form of a surety bond or other financial arrangement that is acceptable to the Utility.

An Interconnection Customer may opt to provide security in lieu of satisfying the requirements of Readiness Milestones M1 - M4, as described in Section 4.4.10. The security provided is applied towards the security amount required for each successive milestone if the Interconnection Customer does not withdraw from the Queue. For example, the security provided for M2 is applied to the additional amount of security required for M3.

The amount of security required for each Readiness Milestone for Interconnection Customers that do not provide a demonstration of readiness is:

M1 = 2 times the Section 1.5.1.2 study deposit amount

M2 = 2 times the Section 1.5.1.2 study deposit amount

M3 = 3 times the Section 1.5.1.2 study deposit amount

M4 = Greater of System Upgrade costs identified in the Interconnection Customer's Facilities Study Report, or a minimum deposit amount equal to the minimum deposit required for ready projects in Section 4.4.10.4.

If an Interconnection Customer is initially required to provide increased financial security under this Section 4.4.11 because it cannot satisfy the requirements of a Readiness Milestone under Section 4.4.10, but subsequently does satisfy those requirements prior to the next Readiness Milestone, its security shall be reduced accordingly.

4.5 Facilities Study

- 4.5.1 Where a Utility administers a serial System Impact Study process under Section 4.3, a solar Interconnection Customer must request a Facilities Study by returning the signed Facilities Study Agreement within 60 Calendar Days of the date the Facilities Study Agreement was provided. Any other Interconnection Customer must request a Facility Study by

returning the signed Facilities Study Agreement within 180 Calendar Days of the date the Facilities Study Agreement was provided. Failure to return the signed Facilities Study Agreement within the foregoing applicable time period will result in the Interconnection Request being deemed withdrawn.

- 4.5.2 Where a Utility administers a serial System Impact Study process under Section 4.3, and when an Interdependent Project A exists, a Project B Interconnection Request will not be required to comply with Section 4.4.1 until Project A has signed the Interconnection Agreement, and made payments and provided Financial Security as specified in Section 5.2 or withdrawn. If Project B has not provided written notice of its intent to proceed to a Facilities Study under Section 1.8.2.2, upon the Project A fulfilling the requirements in Section 5.2 or withdrawing the Interconnection Request, the Utility shall notify the Project B Interconnection Customer that it has the time specified in Section 4.4.1 to return the signed Facilities Study Agreement or the Interconnection Request shall be deemed withdrawn.
- 4.5.3 The scope of and cost responsibilities for the Facilities Study are described in the Facilities Study Agreement. The time allotted for completion of the Facilities Study is described in the Facilities Study Agreement.
- 4.5.4 Where a Utility administers a Definitive Interconnection Study Process and is completing Facilities Studies for all Interconnection Customers within a Cluster or Resource Solicitation Cluster, the Utility shall use reasonable efforts to complete the Facilities Studies within one hundred fifty (150) Calendar Days for all Interconnection Customers within the Cluster.
- 4.5.5 The Facilities Study Report shall specify and estimate the cost of the equipment, engineering, procurement and construction work (including overheads) needed to implement the System Impact Studies and to allow the Generating Facility to be interconnected and operated safely and reliably.
- 4.5.6 The Utility shall design any required Interconnection Facilities and/or Upgrades under the Facilities Study Agreement. The Utility may contract with consultants to perform activities required under the Facilities Study Agreement. The Interconnection Customer and the Utility may agree to allow the Interconnection Customer to separately arrange for the design of some of the Interconnection Facilities. In such cases, facilities design will be reviewed and/or modified prior to acceptance by the Utility, under the provisions of the Facilities Study Agreement. If the Parties agree to separately arrange for design and construction, and provided that critical infrastructure security and confidentiality requirements can be met, the Utility shall make sufficient information available to the Interconnection Customer in accordance with confidentiality and critical infrastructure requirements to permit the Interconnection Customer to obtain an independent design and cost estimate for any necessary facilities.

Section 5. Interconnection Agreement and Scheduling

5.1 Construction Planning Meeting

- 5.1.1 Within ten (10) Business Days of receipt of the Facilities Study Report, the Interconnection Customer shall request a Construction Planning Meeting, where failure to comply shall result in the Interconnection Request being deemed withdrawn. The Construction Planning Meeting request shall be in writing and shall include the Interconnection Customer's reasonably requested date for completion of the construction of the Upgrades and Interconnection Facilities.
- 5.1.2 Where a Utility administers a Definitive Interconnection Study Process, all Interconnection Customers must also satisfy the requirements of Readiness Milestone 4 (M4) within ten (10) Business Days of receipt of the Facilities Study Report. Interconnection Customers that do not provide M4 (or provide security in lieu of the Readiness Milestone by the required date) shall be deemed withdrawn from the Queue and be subject to a Withdrawal Penalty pursuant to Sections 6.3.4.
- 5.1.3 The Construction Planning Meeting shall be scheduled within ten (10) Business Days of the Section 5.1.1 request from the Interconnection Customer, or as otherwise mutually agreed to in writing by the parties.
- 5.1.4 The purpose of the Construction Planning Meeting is to identify the tasks for each party and discuss and determine the milestones for the construction of the Upgrades and Interconnection Facilities. Agreed upon milestones shall be specific as to scope of action, responsible party, and date of deliverable and shall be recorded in the Interconnection Agreement (see Appendix 4 to Attachment 9) to be provided to Interconnection Customer pursuant to Section 5.2.1 below.
- 5.1.5 If the Utility cannot complete the installation of the required Upgrades and Interconnection Facilities within two (2) months of the Interconnection Customer's reasonably requested In-Service Date, the Interconnection Customer shall have the option of payment for work outside of normal business hours or hiring a Utility-approved subcontractor to perform the distribution Upgrades. Any Utility-approved subcontractor performance remains subject to Utility oversight during construction. The Utility shall make a list of Utility-approved subcontractors available to the Interconnection Customer promptly upon request.

5.2 Interconnection Agreement

- 5.2.1 Within fifteen (15) Business Days of the Construction Planning Meeting, the Utility shall provide an executable Interconnection Agreement containing the Detailed Estimated Upgrade Charges, Detailed Estimated Interconnection Facility Charge, Appendix 4 (Construction Milestone and

payment schedule listing tasks, dates and the party responsible for completing each task), and other appropriate information, requirements, and charges.

- 5.2.2 Within ten (10) Business Days of receiving the Interconnection Agreement, the Interconnection Customer must execute and return the Interconnection Agreement, where failure to comply results in the Interconnection Request being deemed withdrawn.
- 5.2.3 After the Parties execute the Interconnection Agreement, the Utility shall return a copy of the Interconnection Agreement to the Interconnection Customer and interconnection of the Generating Facility shall proceed under the provisions of the Interconnection Agreement.
- 5.2.4 The Interconnection Agreement shall specify milestones for payment for Upgrades and Interconnection Facilities and/or, provision of Financial Security for Interconnection Facilities, if acceptable to the Utility, that are required prior to the start of design and construction of Upgrades and Interconnection Facilities. Payment and Financial Security must be received by close of business forty-five (45) Business Days after the date the Interconnection Agreement is delivered to the Interconnection Customer for signature, where failure to comply results in the Interconnection Request being deemed withdrawn.

5.3 Interconnection Construction

Construction of the Upgrades and Interconnection Facilities will proceed as called for in the Interconnection Agreement and Appendices.

Section 6. Provisions that Apply to All Interconnection Requests

6.1 Reasonable Efforts

The Utility shall make reasonable efforts to meet all time frames provided in these procedures unless the Utility and the Interconnection Customer agree to a different schedule. If the Utility cannot meet a deadline provided herein, it shall at its earliest opportunity notify the Interconnection Customer, explain the reason for the failure to meet the deadline, and provide an estimated time by which it will complete the applicable interconnection procedure in the process.

6.2 Disputes

- 6.2.1 The Parties agree to attempt to resolve all disputes arising out of the interconnection process according to the provisions of this section. Each Party agrees to conduct all negotiations in good faith.
- 6.2.2 In the event of a dispute, either Party shall provide the other Party with a written Notice of Dispute. Such Notice shall describe in detail the nature of

the dispute. A copy of the Notice of Dispute shall also be served on the Public Staff.

- 6.2.3 The Parties shall seek to resolve a dispute within twenty (20) Business Days after receipt of the Notice. If a resolution is not reached, the Parties may 1) if mutually agreed, continue negotiations for up to an additional twenty (20) Business Days; or 2) either Party may contact the Public Staff for assistance in informally resolving the dispute within twenty (20) Business Days with the opportunity to extend this timeline upon mutual agreement.
- 6.2.4 In the alternative, the parties may, upon mutual agreement, seek the assistance of a dispute resolution service to resolve the dispute within twenty (20) Business Days, with the opportunity to extend this timeline upon mutual agreement. The dispute resolution service will assist the parties in either resolving the dispute or in selecting an appropriate dispute resolution venue (e.g., mediation, settlement judge, early neutral evaluation, or technical expert) to assist the parties in resolving their dispute. Each Party will be responsible for one-half of any costs paid to neutral third-parties. Upon resolution of the dispute, the parties shall jointly make an informational filing with the Commission.
- 6.2.5 If the Parties are unable to informally resolve the dispute within the timeframe provided in Sections 6.2.3 or 6.2.4, either Party may then file a formal complaint with the Commission, and may exercise whatever rights and remedies it may have in equity or law consistent with the terms of these procedures.
- 6.2.6 The Queue Number assigned to an Interconnection Customer seeking to resolve a dispute shall not be withdrawn pursuant to Section 6.3 unless: (1) the Interconnection Request is deemed withdrawn by the Utility and the Interconnection Customer fails to take advantage of any express opportunity to cure; (2) the informal dispute processes described in Sections 6.2.3 and 6.2.4 do not resolve the dispute and the Interconnection Customer does not indicate its intent to file a formal complaint within ten (10) Business Days following the completion of the informal dispute process and file a formal complaint within (30) Business Days; (3) the Commission issues a final order in a formal complaint process stating that the Interconnection Request is deemed withdrawn; or (4) the Interconnection Customer voluntarily submits a written request for withdrawal.
- 6.2.7 Where the Commission has authorized a Utility to administer the Definitive Interconnection Study Process prescribed in Section 4.4 and an Interconnection Customer initiates a dispute pursuant to this Section, the disputing Interconnection Customer shall have the option to either withdraw from the Cluster and be studied as part of the next Cluster or to continue being evaluated as part of the Cluster, provided that it complies with all requirements of the Section 4.4 DISIS process.

6.3 Withdrawal of An Interconnection Request

- 6.3.1 An Interconnection Customer may withdraw an Interconnection Request at any time prior to executing an Interconnection Agreement by providing the Utility with a written request for withdrawal.
- 6.3.2 An Interconnection Request shall be deemed withdrawn if the Interconnection Customer fails to meet its obligations specified in the Interconnection Procedures, System Impact Study Agreement or Facilities Study Agreement or to take advantage of any express opportunity to cure.
- 6.3.3 Within 60 Business Days of any voluntary or deemed withdrawal of an Interconnection Request, the Utility will provide the Interconnection Customer with a final accounting report of any difference between (1) the Interconnection Customer's cost responsibility for the actual cost of such work performed, and (2) the Interconnection Customer's previous aggregate Interconnection Request Deposit payments to the Utility for such work. If the Interconnection Customer's cost responsibility exceeds its previous aggregate payments, the Utility shall invoice the Interconnection Customer for the amount due and the Interconnection Customer shall make payment to the Utility within 30 Calendar Days. If the Interconnection Customer's previous aggregate payments exceed its cost responsibility under the applicable Agreement, the Utility shall refund to the Interconnection Customer an amount equal to the difference within 30 Calendar Days of the final accounting report.
- 6.3.4 Where a Utility is administering a Definitive Interconnection Study Process and an Interconnection Customer requests withdrawal, the Utility shall (i) impose the Withdrawal Penalty described in Section 6.3.5, and (ii) refund any of the refundable portion of the Interconnection Customer's study deposit that exceeds the share of the costs assigned to the Interconnection Customer that the Utility has incurred after settling the final invoice pursuant to Section 6.3.3. If an invoice is not paid within the timeframe provided in Section 6.3.3, the Utility shall draw upon the security provided to settle all accounts, which shall include any offsets of amounts due and owing by the Utility. After the final invoice is paid and all accounts are settled, the Utility shall refund or release all remaining security.
- 6.3.5 Withdrawal Penalty.
- An Interconnection Customer shall be subject to a Withdrawal Penalty if it withdraws its request from the Queue or the Generating Facility does not otherwise reach Commercial Operation, unless (1) the Utility determines that, consistent with Good Utility Practice, the withdrawal does not negatively affect the timing or cost to interconnect of equal or lower queued projects; or (2) the cost responsibility for the Interconnection Facilities and Upgrades identified for that Interconnection Customer in the current DISIS Phase 2, Phase 3, or Facilities Study report

increased by more than twenty-five percent (25%) compared to the costs identified in the previous DISIS report.

6.3.5.1 Calculation of the Withdrawal Penalty for Ready Projects

If the Interconnection Customer satisfied the Readiness Milestone requirements for the most recent phase of the Definitive Interconnection Study Process prior to withdrawal, that Interconnection Customer's Withdrawal Penalty shall be calculated as follows:

1. If the Interconnection Customer withdraws after M1, but before M2, the Withdrawal Penalty shall be equal to the Interconnection Customer's actual allocated cost of the Definitive Interconnection Study Process.
2. If the Interconnection Customer withdraws after M2, but before M4, the Withdrawal Penalty shall be the higher of the study deposit or one (1) times the Interconnection Customer's actual allocated cost of the Definitive Interconnection Study Process.
3. If the Interconnection Customer withdraws after proceeding to Section 5 and providing M4, the Withdrawal Penalty shall be the higher of the non-refundable pre-payment for the estimated System Upgrades allocated to the Interconnection Customer in the Facilities Study Report, or five (5) times the Interconnection Customer's actual allocated cost of the Definitive Interconnection Study Process. This amount shall be capped at two (2) million dollars. If the M4 prepayment amount provided by the Interconnection Customer exceeded the cap, the Utility shall not be obligated to proceed with constructing the Upgrades assigned to the withdrawing Interconnection Customer and shall refund the prepayment amounts exceeding the capped Withdrawal Penalty to the withdrawing Interconnection Customer and shall allocate the Withdrawal Penalty in accordance with Section 6.3.6 in lieu of constructing the System Upgrade(s) assigned to the withdrawing Interconnection Customer.

6.3.5.2 Calculation of the Withdrawal Penalty for Non-Ready Projects.

If the Interconnection Customer did not satisfy the Readiness Milestone requirements for the most recent phase of the Definitive Interconnection Study Process prior to withdrawal and instead provided financial security pursuant to Section 4.4.11 in lieu of demonstrating readiness, that Interconnection Customer's Withdrawal

Penalty shall be dependent on the Phase in which the Interconnection Customer withdraws and shall be calculated as follows:

1. If the Interconnection Customer withdraws in Phase 1 (after M1, but before M2), the Withdrawal Penalty shall be the higher of the study deposit or two (2) times the Interconnection Customer's actual allocated cost of the Definitive Interconnection Study Process. This amount shall be capped at one (1) million dollars.
2. If the Interconnection Customer withdraws in Phase 2 (after M2, but before M3), the Withdrawal Penalty shall be the higher of the study deposit or two (2) times the Interconnection Customer's actual allocated cost of the Definitive Interconnection Study Process. This amount shall be capped at one and one half (1.5) million dollars.
3. If the Interconnection Customer withdraws after proceeding to the Section 4.5 Facilities Study (after M3, but before M4), the Withdrawal Penalty shall be the higher of the study deposit or three (3) times the Interconnection Customer's actual allocated cost of the Definitive Interconnection Study Process. This amount shall be capped at two (2) million dollars.
4. If the Interconnection Customer withdraws after proceeding to Section 5 and providing M4, the Withdrawal Penalty shall be the higher of the non-refundable prepayment for the estimated System Upgrades allocated to the Interconnection Customer in the Facilities Study Report or five (5) times the Interconnection Customer's actual allocated cost of the Definitive Interconnection Study Process. There is no cap on the M4 Withdrawal Penalty amount for non-ready projects.

6.3.5.3 Calculation of the Withdrawal Penalty for Projects with Executed Interconnection Agreements

The Withdrawal Penalty for any Interconnection Customer that has executed an Interconnection Agreement pursuant to Section 5.2.1 is the higher of the System Upgrade costs assigned to the Interconnection Customer under its executed Interconnection Agreement, or five (5) times the Interconnection Customer's actual allocated cost of the Definitive Interconnection Study Process. There is no cap on this Withdrawal Penalty amount.

6.3.6 Distribution of Withdrawal Penalty

Withdrawal Penalty revenues associated with M1-M3 shall be used to fund generation interconnection studies. Withdrawal Penalty revenues shall first be

applied, in the form of a bill credit to not-yet-invoiced study costs for other Interconnection Customers in the same Cluster. To the extent that such studies are fully credited, the penalty revenues shall be applied to the Utility's general queue administration costs and the costs of future Clusters in queue order. Withdrawn Interconnection Customers shall not receive a bill credit associated with Withdrawal Penalties. Distribution of Withdrawal Penalty revenues to a specific study shall not exceed the total actual study costs. Withdrawal Penalty revenues within a Cluster shall be allocated to a specific customer in a manner comparable to the allocation of study costs described in Section 4.4.3. Specifically, the Withdrawal Penalty revenue distribution to each Interconnection Customer in a specific Cluster shall be: (1) ten percent (10%) on a per capita basis based on the number of Interconnection Requests in the applicable Cluster; and (2) ninety percent (90%) on a pro-rata basis based on requested megawatts included in the applicable Cluster. Where an Interconnection Customer withdraws after achieving the M4 readiness milestone and its assigned System Upgrades exceed the M4 cap amount in Section 6.3.5.1, the Utility shall also follow the process prescribed in this Section for allocating Withdrawal Penalty revenues. The Utility shall not change the distribution of Withdrawal Penalty revenues without authorization of the Commission.

6.4 Interconnection Metering

Any metering necessitated by the use of the Generating Facility shall be installed at the Interconnection Customer's expense in accordance with all applicable regulatory requirements or the Utility's specifications.

6.5 Commissioning and Post-Commissioning Inspections

6.5.1 Commissioning tests of the Interconnection Customer's installed equipment shall be performed pursuant to applicable codes and standards. If the Interconnection Customer is not proceeding under Section 2.3.2, the Utility must be given at least ten (10) Business Days' notice, or as otherwise mutually agreed to in writing by the Parties, of the tests and may be present to witness the commissioning tests.

6.5.2 In the case of any Generating Facility that was not inspected prior to commencing parallel operation, the Utility shall be authorized to conduct an inspection of the medium voltage AC side of each Generating Facility (including assessing that the anti-islanding process is operational). The Interconnection Customer shall pay the actual cost of such inspection within 30 Business Days after the Utility provides a written invoice for such costs.

6.5.3 The Utility shall also be entitled, on a periodic basis, to inspect the medium voltage AC side of each Interconnected Generating Facility on a reasonable schedule determined by the Utility in accordance with the inspection cycles applicable to its own distribution system. The Interconnection Customer

shall pay the actual cost of such inspection within 30 Business Days after the Utility provides a written invoice for such costs.

- 6.5.4 The Utility shall also be entitled to inspect the medium voltage AC side of an Interconnected Generating Facility in the event that the Utility identifies or becomes aware of any condition that (1) has the potential to either cause disruption or deterioration of service to other customers served from the same electric system or cause damage to the Utility's System or Affected Systems, or (2) is imminently likely to endanger life or property or cause a material adverse effect on the security of, or damage to the Utility's System, the Utility's Interconnection Facilities or the systems of others to which the Utility's System is directly connected. The Interconnection Customer shall pay the actual cost of such inspection within 30 Business Days after the Utility provides a written invoice for such costs.

6.6 Confidentiality

- 6.6.1 Confidential Information shall mean any confidential and/or proprietary information provided by one Party to the other Party that is clearly marked or otherwise designated "Confidential." For purposes of these procedures all design, operating specifications, and metering data provided by the Interconnection Customer shall be deemed Confidential Information regardless of whether it is clearly marked or otherwise designated as such.
- 6.6.2 Confidential Information does not include information previously in the public domain, required to be publicly submitted or divulged by Governmental Authorities (after notice to the other Party and after exhausting any opportunity to oppose such publication or release), or necessary to be divulged in an action to enforce these procedures. Each Party receiving Confidential Information shall hold such information in confidence and shall not disclose it to any third party nor to the public without the prior written authorization from the Party providing that information, except to fulfill obligations under these procedures, or to fulfill legal or regulatory requirements.
- 6.6.2.1 Each Party shall employ at least the same standard of care to protect Confidential Information obtained from the other Party as it employs to protect its own Confidential Information.
- 6.6.2.2 Each Party is entitled to equitable relief, by injunction or otherwise, to enforce its rights under this provision to prevent the release of Confidential Information without bond or proof of damages, and may seek other remedies available at law or in equity for breach of this provision.
- 6.6.3 If information is requested by the Commission from one of the Parties that is otherwise required to be maintained in confidence pursuant to these

procedures, the Party shall provide the requested information to the Commission within the time provided for in the request for information. In providing the information to the Commission, the Party may request that the information be treated as confidential and non-public in accordance with North Carolina law and that the information be withheld from public disclosure.

6.6.4 All information pertaining to a project will be provided to the new owner in the case of a change of control of the existing legal entity or a change of ownership to a new legal entity.

6.7 Comparability

The Utility shall receive, process, and analyze all Interconnection Requests received under these procedures in a timely manner, as set forth in these procedures. The Utility shall use the same reasonable efforts in processing and analyzing Interconnection Requests from all Interconnection Customers, whether the Generating Facility is owned or operated by the Utility, its subsidiaries or affiliates, or others.

6.8 Record Retention

The Utility shall maintain for three (3) years records, subject to audit, of all Interconnection Requests received under these procedures, the times required to complete Interconnection Request approvals and disapprovals, and justification for the actions taken on the Interconnection Requests.

6.9 Coordination with Affected Systems

The Utility shall develop an Affected System communication protocol with potential Affected Systems, upon request by the Affected System, such that reciprocal notification of Interconnection Requests, as applicable per the specified communication protocol, between the Utility and the Affected System can be addressed and implemented.

The Utility shall coordinate the conduct of any studies required to determine the impact of the Interconnection Request on Affected Systems with Affected System operators and, if possible, include those results (if available) in its applicable studies within the time frame specified in these procedures. The Utility will include such Affected System operators in all meetings held with the Interconnection Customer as required by these procedures. The Interconnection Customer will cooperate with the Utility in all matters related to the conduct of studies and the determination of modifications to Affected Systems. A Utility which may be an Affected System shall cooperate with the Utility with whom interconnection has been requested in all matters related to the conduct of studies and the determination of modifications to Affected Systems.

6.10 Capacity of the Generating Facility

6.10.1 If the Interconnection Request is for a Generating Facility that includes multiple energy production devices at a site for which the Interconnection Customer seeks a single Point of Interconnection, the Interconnection Request shall be evaluated on the basis of the aggregate capacity of the multiple devices, unless otherwise agreed to by the Utility and the Interconnection Customer.

6.10.2 For the purposes of this Standard, the capacity of the Generating Facility shall be considered the maximum rated capacity of the Generating Facility, except where the gross generating capacity of the Generating Facility is limited (e.g., through the use of a control system, power relay(s), or other similar device settings or adjustments as mutually agreed upon by the Utility and Interconnection customer). The Generating Facility's capacity shall be considered the Maximum Generating Capacity specified by the Interconnection Customer in the Interconnection Request. The Maximum Generating Capacity approved in the Study Process will subsequently be included as a limitation in the Interconnection Agreement.

6.11 Sale of an Existing or Proposed Generating Facility

6.11.1 The Interconnection Customer shall notify the Utility of the pending sale of a proposed Generating Facility in writing. The Interconnection Customer shall provide the Utility with information regarding whether the sale is a change of ownership of the Generating Facility to a new legal entity, or a change of control of the existing legal entity.

The Interconnection Customer shall promptly notify the Utility of the final date of sale and transfer date of ownership in writing. The purchaser of the Generating Facility shall confirm to the Utility the final date of sale and transfer date of ownership in writing, and submit an Interconnection Request requesting transfer control or change of ownership together with the \$500 change of ownership fee listed in Attachment 2.

6.11.2 Existing Interconnection Agreements are non-transferable. If the Generating Facility is sold to a new legal entity, a new Interconnection Agreement must be executed by the new legal entity prior to the interconnection or for the continued interconnection of the Generating Facility to the Utility's System. The Utility shall not withhold or delay the execution of an Interconnection Agreement with the new owner provided the Generating Facility or proposed Generating Facility complies with requirements of 6.11.

6.11.3 The technical requirements in the Interconnection Agreement shall be grandfathered for subsequent owners as long as (1) the Generating Facility's maximum rated capacity has not been changed; (2) the

Generating Facility has not been modified so as to change its electrical characteristics; and (3) the interconnection system has not been modified.

6.12 Isolating or Disconnecting the Generating Facility

6.12.1 The Utility may isolate the Interconnection Customer's premises and/or Generating Facility from the Utility's System when necessary in order to construct, install, repair, replace, remove, investigate or inspect any of the Utility's System, or if the Utility determines that isolation of the Interconnection Customer's premises and/or Generating Facility from the Utility's System is necessary because of emergencies, forced outages, force majeure or compliance with prudent electrical practices.

6.12.2 Whenever feasible, the Utility shall give the Interconnection Customer reasonable notice of the isolation of the Interconnection Customer's premises and/or Generating Facility from the Utility's System.

6.12.3 Notwithstanding any other provision of this Standard, if at any time the Utility determines that the continued operation of the Generating Facility may endanger either (1) the Utility's personnel or other persons or property or (2) the integrity or safety of the Utility's System, or otherwise cause unacceptable power quality problems for other electric consumers, the Utility shall have the right to isolate the Interconnection Customer's premises and/or Generating Facility from the Utility's System

6.12.4 The Utility may disconnect from the Utility's System any Generating Facility determined to be malfunctioning, or not in compliance with this Standard. The Interconnection Customer must provide proof of compliance with this Standard before the Generating Facility will be reconnected.

6.13 Limitation of Liability

Each Party's liability to the other Party for any loss, cost, claim, injury, liability, or expense, including reasonable attorney's fees, relating to or arising from any act or omission hereunder, shall be limited to the amount of direct damage actually incurred. In no event shall either Party be liable to the other Party for any indirect, special, incidental, consequential, or punitive damages of any kind.

6.14 Indemnification

The Parties shall at all times indemnify, defend and save the other Party harmless from any and all damages, losses, claims, including claims and actions relating to injury or death of any person or damage to property, demand, suits, recoveries, costs and expenses, court costs, attorney's fees, and all other obligations by or to third parties, arising out of or resulting from the other Party's action or inaction of its obligations hereunder on behalf of the indemnifying Party, except in cases of gross negligence or intentional wrongdoing by the indemnified Party.

6.15 Insurance

The Interconnection Customer shall obtain and retain, for as long as the Generating Facility is interconnected with the Utility's System, liability insurance which protects the Interconnection Customer from claims for bodily injury and/or property damage. The amount of such insurance shall be sufficient to insure against all reasonably foreseeable direct liabilities given the size and nature of the generating equipment being interconnected, the interconnection itself, and the characteristics of the system to which the interconnection is made. This insurance shall be primary for all purposes. The Interconnection Customer shall provide certificates evidencing this coverage as required by the Utility. Such insurance shall be obtained from an insurance provider authorized to do business in North Carolina. The Utility reserves the right to refuse to establish or continue the interconnection of the Generating Facility with the Utility's System, if such insurance is not in effect.

6.15.1 For an Interconnection Customer that is a residential customer of the Utility proposing to interconnect a Generating Facility no larger than 250 kW, the required coverage shall be a standard homeowner's insurance policy with liability coverage in the amount of at least \$100,000 per occurrence.

6.15.2 For an Interconnection Customer that is a non-residential customer of the Utility proposing to interconnect a Generating Facility no larger than 250 kW, the required coverage shall be comprehensive general liability insurance with coverage in the amount of at least \$300,000 per occurrence.

6.15.3 For an Interconnection Customer that is a non-residential customer of the Utility proposing to interconnect a Generating Facility greater than 250 kW, the required coverage shall be comprehensive general liability insurance with coverage in the amount of at least \$1,000,000 per occurrence.

6.15.4 An Interconnection Customer of sufficient creditworthiness may propose to provide this insurance via a self-insurance program if it has a self-insurance program established in accordance with commercially acceptable risk management practices, and such a proposal shall not be unreasonably rejected.

6.16 Disconnect Switch

The Utility may require the Interconnection Customer to install a manual load-break disconnect switch or safety switch as a clear visible indication of switch position between the Utility System and the Interconnection Customer. The switch must have padlock provisions for locking in the open position. The switch must be visible to, and accessible to Utility personnel. The switch must be in close proximity to, and on the Interconnection Customer's side of the point of electrical interconnection with the Utility's System. The switch must be labeled "Generator Disconnect Switch." The switch may isolate the Interconnection Customer and its

associated load from the Utility's System or disconnect only the Generator from the Utility's System and shall be accessible to the Utility at all times. The Utility, in its sole discretion, determines if the switch is suitable and necessary. When the installation of the switch is not otherwise required (e.g. National Electric Code, state or local building code) and is deemed necessary by the Utility for certified, inverter-based generators no larger than 10 kW, the Utility shall reimburse the Interconnection Customer for the reasonable cost of installing a switch that meets the Utility's specifications.

6.17 Certification Codes and Standards

Attachment 5-A specifies codes and standards with which the Generating Facility must comply.

6.18 Certification of Generator Equipment Packages

Attachment 5-B specifies the certification requirements for the Generating Facility.

Glossary of Terms

20 kW Inverter Process - The procedure for evaluating an Interconnection Request for a certified inverter-based Generating Facility no larger than 20 kW that uses the Section 3 screens. The application process uses an all -in-one document that includes a simplified Interconnection Request Application Form, simplified procedures, and a brief set of Terms and Conditions. (See Attachment 6.)

Affected System - A Utility other than the interconnecting Utility's System that may be affected by the proposed interconnection. The owner of an Affected System might be a Party to the Interconnection Agreement or other study agreements needed to interconnect the Generating Facility.

Applicable Laws and Regulations - All duly promulgated applicable federal, state and local laws, regulations, rules, ordinances, codes, decrees, judgments, directives, or judicial or administrative orders, permits and other duly authorized actions of any Governmental Authority.

Auxiliary Load - The term "Auxiliary Load" shall mean power used to operate auxiliary equipment in the facility necessary for power generation (such as pumps, blowers, fuel preparation machinery, exciters, etc.)

Base Case - The base case power flow, short circuit, and stability data bases used by the Utility for completing interconnection studies for the Interconnection Customer.

Business Days - Monday through Friday, excluding State Holidays.

Calendar Days - Sunday through Saturday, including all holidays.

Cluster - A group of Interconnection Requests (one or more) that are studied together for the purpose of conducting the Interconnection Studies.

Cluster Study - An interconnection study evaluating one or more Interconnection Requests.

Clustering - The process whereby a group of Interconnection Requests is studied together, instead of serially, for the purpose of conducting the System Impact Study.

Commission - The North Carolina Utilities Commission.

Competitive Resource Solicitation - A competitive generation procurement process through which a Utility solicits, or Utilities jointly solicit, new Generating Facilities offering to deliver energy to the Utility for the purpose of meeting the requirements of applicable laws or regulations, including but not limited to G.S. 62-110.8.

Default - The failure of a breaching Party to cure its breach under the Interconnection Agreement.

Definitive Interconnection Study Process (Definitive Interconnection Study) – An interconnection study process adopted by the Utility, after notice and Commission approval, for purposes of administering a Cluster Study process. The Definitive Interconnection Study Process is inclusive of the DISIS Request Window, Customer Engagement Window, Definitive Interconnection System Impact Study, and the Facilities Study.

Definitive Interconnection System Impact Study (DISIS) - An engineering study that evaluates the impact of a Cluster of Interconnection Requests on the safety and reliability of the Utility's System and, if applicable, an Affected System.

Definitive Interconnection System Impact Study Agreement (DISIS Agreement) - The form of System Impact Study agreement that is contained in Attachment 8-C and that is executed by an Interconnection Customer in order to participate in a Definitive Interconnection System Impact Study.

Definitive Interconnection System Impact Study Cluster (DISIS Cluster) – A Cluster of Interconnection Requests for which the Utility conducts a Definitive Interconnection System Impact Study.

Definitive Interconnection System Impact Study (DISIS) Request Window - The period of time each starting on January 1 and lasting 180 Calendar Days during which Interconnection Requests are submitted to a Utility for inclusion in a Cluster to be studied and processed pursuant to a Definitive Interconnection Study Process.

Detailed Estimated Interconnection Facilities Charge - The estimated charge for Interconnection Facilities that is based on field visits and/or detailed engineering cost calculations and is presented in the Facilities Study Report and Interconnection Agreement. This charge is not final.

Detailed Estimated Upgrade Charge - The estimated charge for Upgrades that is based on field visits and/or detailed engineering cost calculations and is presented in the Facilities Study Report and Interconnection Agreement.

Distribution System - The Utility's facilities and equipment used to transmit electricity to ultimate usage points such as homes and industries from nearby generators or from interchanges with higher voltage transmission networks which transport bulk power over longer distances. The voltage levels at which Distribution Systems operate differ among areas.

Distribution Upgrades - The additions, modifications, and upgrades to the Utility's Distribution System at or beyond the Point of Interconnection to facilitate interconnection of the Generating Facility and render the service necessary to allow the Generating Facility to operate in parallel with the Utility and to inject electricity onto the Utility's System. Distribution Upgrades do not include Interconnection Facilities.

Electric Generator Lessor - The owner of a solar energy facility who leases the facility to a customer generator lessee, including any agents who act on behalf of the electric generator lessor.

Fast Track Process - The procedure for evaluating an Interconnection Request for a certified Generating Facility no larger than 2 MW that meets the eligibility requirements of Section 3.1.

Financial Security - A letter of credit or other financial arrangement that is reasonably acceptable to the Utility and is consistent with the Uniform Commercial Code of North Carolina that is sufficient to cover the costs for constructing, designing, procuring, and installing the applicable portion of the Utility's Interconnection Facilities. Where appropriate, the Utility may deem Financial Security to exist where its credit policies show that the financial risks involved are de minimus, or where the Utility's policies allow the acceptance of an alternative showing of credit-worthiness from the Interconnection Customer.

Generating Facility - The Interconnection Customer's device for the production and/or storage for later injection of electricity identified in the Interconnection Request but shall not include the Interconnection Customer's Interconnection Facilities.

Good Utility Practice - Any of the practices, methods and acts engaged in or approved by a significant portion of the electric industry during the relevant time period, or any of the practices, methods and acts which, in the exercise of reasonable judgment in light of the facts known at the time the decision was made, could have been expected to accomplish the desired result at a reasonable cost consistent with good business practices, reliability, safety and expedition. Good Utility Practice is not intended to be limited to the optimum practice, method, or act to the exclusion of all others, but rather to be acceptable practices, methods, or acts generally accepted in the region.

Governmental Authority - Any federal, state, local or other governmental regulatory or administrative agency, court, commission, department, board, or other governmental subdivision, legislature, rulemaking board, tribunal, or other governmental authority having jurisdiction over the Parties, their respective facilities, or the respective services they provide, and exercising or entitled to exercise any administrative, executive, police, or taxing authority or power; provided, however, that such term does not include the Interconnection Customer, the Utility, or any affiliate thereof.

In-Service Date - The date upon which the construction of the Utility's facilities is completed and the facilities are capable of being placed into service.

Interconnection Agreement - The Interconnection Agreement that specifies the Detailed Estimated Upgrade Charge, Detailed Interconnection Facility Charge, mutually agreed upon Milestones, etc. See Attachment 10 of the NC Procedures.

Interconnection Customer - Any valid legal entity, including the Utility, that proposes to interconnect its Generating Facility with the Utility's System.

Interconnection Facilities - Collectively, the Utility's Interconnection Facilities and the Interconnection Customer's Interconnection Facilities. Collectively, Interconnection Facilities include all facilities and equipment between the Generating Facility and the Point of Interconnection, including any modification, additions or upgrades that are necessary to physically and electrically interconnect the Generating Facility to the Utility's System. Interconnection Facilities are sole use facilities and shall not include Upgrades. Where a Utility implements the Definitive Interconnection Study Process, Interconnection Facilities may be shared by more than one Generating Facility in a Cluster.

Interconnection Facilities Delivery Date - The Interconnection Facilities Delivery Date shall be the date upon which the Utility's Interconnection Facilities are first made operational for the purposes of receiving power from the Interconnection Customer.

Interconnection Request - The Interconnection Customer's written request, in accordance with these procedures, to interconnect a new Generating Facility, or make changes to a prior Interconnection Request (such as items including but not limited to changes in capacity, equipment substitution requests, etc.), or to make changes to an existing Generating Facility that is interconnected with the Utility's System.

Interdependent Customer (or Interdependent Project) means an Interconnection Customer (or Project) whose Upgrade or Interconnection Facilities requirements are impacted by another Generating Facility, as determined by the Utility.

Material Modification means a modification to machine data or equipment configuration or to the interconnection site of the Generating Facility that has a material impact on the cost, timing or design of any Interconnection Facilities or Upgrades or that may adversely impact other Interdependent Interconnection Requests with higher Queue Numbers or may adversely impact another Interconnection Customer who is part of the same Cluster where the utility is implementing the Definitive Interconnection Study Process. Material Modifications include certain project revisions as defined in Section 1.6.

Maximum Generating Capacity - The term shall mean the maximum continuous electrical output of the Generating Facility at any time as measured at the Point of Interconnection and the maximum kW delivered to the Utility during any metering period. Requested Maximum Generating Capacity will be specified by the Interconnection Customer in the Interconnection Request and an approved Maximum Generating Capacity will subsequently be included as a limitation in the Interconnection Agreement.

Month - The term "Month" means the period intervening between readings for the purpose of routine billing, such readings usually being taken once per month.

Nameplate Capacity - The term "Nameplate Capacity" shall mean the manufacturer's nameplate rated output capability of the generator. For multi-unit generator facilities, the "Nameplate Capacity" of the facility shall be the sum of the individual manufacturer's nameplate rated output capabilities of the generators.

NERC – The North American Electric Reliability Corporation or its successor organization.

Net Capacity - The term "Net Capacity" shall mean the Nameplate Capacity of the Customer's generating facilities, less the portion of that capacity needed to serve the Generating Facility's Auxiliary Load.

Net Power - The term "Net Power" shall mean the total amount of electric power produced by the Customer's Generating Facility less the portion of that power used to supply the Generating Facility's Auxiliary Load.

Network Upgrades - Additions, modifications, and upgrades to the Utility's Transmission System required to accommodate the interconnection of the Generating Facility to the Utility's System. Network Upgrades do not include Distribution Upgrades.

North Carolina Interconnection Procedures - The term "North Carolina Interconnection Procedures" shall refer to the most recent North Carolina Interconnection Procedures, Forms, and Agreements for State-Jurisdictional Generator Interconnections as approved by the North Carolina Utilities Commission.

Operating Requirements - Any operating and technical requirements that may be applicable due to Regional Reliability Organization, Independent System Operator, control area, or the Utility's requirements, including those set forth in the Interconnection Agreement.

Party or Parties - The Utility, Interconnection Customer, and possibly the owner of an Affected System, or any combination of the above.

Point of Interconnection - The point where the Interconnection Facilities connect with the Utility's System.

Preliminary Estimated Interconnection Facilities Charge - The estimated charge for Interconnection Facilities that is developed using high level estimates, including overheads and is presented in the System Impact Study Report. This charge is not based on field visits and/or detailed engineering cost calculations.

Preliminary Estimated Upgrade Charge - The estimated charge for Upgrades that is developed using high level estimates including overheads and is presented in the System Impact Study Report. This charge is not based on field visits and/or detailed engineering cost calculations.

Project A - An Interconnection Customer that has a lower Queue Number than Interdependent Project B.

Project B - An Interconnection Customer that has a higher Queue Number than Interdependent Project A.

Project C - An Interconnection Customer that has a higher Queue Number than Interdependent Project B.

Public Staff - The Public Staff of the North Carolina Utilities Commission.

Queue Number - The number assigned by the Utility that establishes an Interconnection Request's position in the study queue relative to all other valid Interconnection Requests. Generally, an Interconnection Request with a lower Queue Number will be studied prior to one with a higher Queue Number. The Queue Number of each Interconnection Request shall be used to determine the cost responsibility for the Upgrades necessary to accommodate the interconnection.

Queue Position - The order of a valid Interconnection Request, relative to all other pending valid Interconnection Requests, based on Queue Number.

Readiness Milestone – A point in time in a Definitive Interconnection Study Process when the Interconnection Customer must satisfy certain requirements set forth in Section 4.4.10 of this Revised Standard or be subject to increased Withdrawal Penalties and security.

Reasonable Efforts - With respect to an action required to be attempted or taken by a Party under the Interconnection Agreement, efforts that are timely and consistent with Good Utility Practice and are otherwise substantially equivalent to those a Party would use to protect its own interests.

Resource Plan – An integrated resource plan filed by a Utility with the Commission pursuant to G.S. 62-110 and Commission Rule R8-60(c).

Resource Solicitation Cluster - A Cluster Study associated with a Resource Plan, Competitive Resource Solicitation or related process.

Small Animal Waste to Energy Facility - An electric generating facility 2 MW or less in capacity that uses swine or poultry waste as its energy source and is eligible for an expedited study process pursuant to G.S. 62-133.8(i)(4).

Standard - The interconnection procedures, forms and agreements approved by the Commission for interconnection of Generating Facilities to Utility Systems in North Carolina when the Generating Facility is selling its output to the Utility.

Standby Generating Facility - An electric Generating Facility primarily designed for standby or backup power in the event of a loss of power supply from the Utility. Such Facilities may operate in parallel with the Utility for a brief period of time when transferring load back to the Utility after an outage, or when testing the operation of the Facility and transferring load from and back to the Utility.

Study Process - The procedure for evaluating an Interconnection Request that includes the Section 4 scoping meeting, System Impact Study, including optional system Impact Grouping Study(ies), and Facilities Study.

System - The facilities owned, controlled or operated by the Utility that are used to provide electric service in North Carolina.

Transmission System - The facilities owned, controlled or operated by the Utility that are used to transmit electricity in North Carolina.

Upgrades - The required additions and modifications to the Utility's System at or beyond the Point of Interconnection. Upgrades may be Network Upgrades or Distribution Upgrades, and "System Upgrades" include both Network Upgrades and Distribution Upgrades. Upgrades do not include Interconnection Facilities.

Utility - The entity that owns, controls, or operates facilities used for providing electric service in North Carolina.

Withdrawal Penalty - A penalty assigned (if applicable) to an Interconnection Customer that withdraws from the Definitive Interconnection Study Process. Withdrawal Penalty shall have the meaning set forth in Sections 6.3.4 and 6.3.5 of the Revised Procedures.

NORTH CAROLINA INTERCONNECTION REQUEST APPLICATION FORM

Utility: _____

Designated Utility Contact: _____

E-Mail Address: _____

Mailing Address: _____

City: _____ State: _____ Zip: _____

Telephone Number: _____

Fax: _____

An Interconnection Request Application Form is considered complete when it provides all applicable and correct information required below.

Preamble and Instructions

An Interconnection Customer who requests a North Carolina Utilities Commission jurisdictional interconnection must submit this Interconnection Request Application Form by hand delivery, mail, e-mail, or fax to the Utility.

This Request is for:

Fast Track Process _____ Supplemental Review _____
 Section 4 Study Process _____ Standby Generator / Closed Transition _____
 Change in Ownership _____

(Refer to Section 3 of the Interconnection Standards for guidance in selection Fast Track Review options. All Generating Facilities larger than 2 MW must use the Section 4 Study Process.)

Processing Fee or Deposit

Fast Track Process – Non-Refundable Processing Fees

- If the Generating Facility is larger than 20 kW but not larger than 100 kW, the fee is \$750.
- If the Generating Facility is larger than 100 kW but not larger than 2 MW, the fee is \$1,000.

Supplemental Review - Deposit

- If the Generating Facility is larger than 20 kW but not larger than 100 kW, the deposit is \$750.
- If the Generating Facility is larger than 100 kW but not larger than 2 MW, the deposit is \$1,000.

Section 4 Study Process – Deposit

If the Interconnection Request is submitted under the Section 4 Study Process, whether a new submission or an Interconnection Request that did not pass the Fast Track Process, the Interconnection Customer shall submit to the Utility an Interconnection Facilities Deposit of (1) \$20,000 plus \$1.00 per kWAC for all Interconnection Requests less than 20 MW; (2) \$35,000 plus one dollar (\$1.00) per kWac for all Interconnection Requests between 20 MW and 50 MW; and (3) \$50,000 plus one dollar (\$1.00) per kWac for all Interconnection Requests greater than 50 MW.

Standby Generator / Closed Transition - Deposit

- If the Facility is less than 1 MW, deposit is \$2,500.
- If the Facility is equal to or greater than 1 MW the deposit is \$5,000.

Change in Ownership – Non-Refundable Processing Fee

- If the Interconnection Request is submitted solely due to a transfer of ownership or change of control of the Generating Facility, the fee is \$500.

Interconnection Customer Information

Legal Name of the Interconnection Customer (or, if an individual, individual's name)

Legal Entity: _____

Primary Contact Name: _____

Title: _____

E-Mail Address: _____

Mailing Address: _____

City: _____ State: _____ Zip: _____

County: _____

Telephone (Day): _____ (Evening): _____

Fax: _____

Secondary Contact Name: _____

Title: _____

E-Mail Address: _____

Mailing Address: _____

City: _____ State: _____ Zip: _____

County: _____

Telephone (Day): _____ (Evening): _____

Fax: _____

Facility Location (if different from above):

Project Name: _____

Latitude: _____ (decimal format, to at least 4 digits)

Longitude: _____ (decimal format, to at least 4 digits)

Address: _____

City: _____ State: _____ Zip: _____

County: _____

For installations at locations with existing electric service to which the proposed
Generating Facility will interconnect, provide the Existing Account Number: _____

Controlling Entity Information (business in charge of project, if different from the Interconnection Customer):

Controlling Entity: _____

Contact Name: _____

Title: _____

E-Mail Address: _____

Mailing Address: _____

City: _____ State: _____ Zip: _____

Telephone (Day) _____ (Evening) _____

Fax: _____

Application is for:

- _____ New Generating Facility
- _____ Capacity Change to a Proposed or Existing Generating Facility
- _____ Change of Ownership of a Proposed or Existing Generating Facility to a new legal entity
- _____ Change of Control of a Proposed or Existing Generating Facility of the existing legal entity.
- _____ Equipment Substitution
- _____ Other

Please provide additional information regarding the proposed change(s): _____

Will the Generating Facility be used for any of the following?

Net Metering? Yes _____ No _____

To Supply Power to the Interconnection Customer? Yes _____ No _____

To Supply Power to the Utility? Yes _____ No _____

To Supply Power to Others? Yes _____ No _____

(If yes, discuss with the Utility whether the interconnection is covered by the NC Interconnection Standard.)

Is the Generating Facility owned by the Interconnection Customer or Leased from an Electric Generator Lessor in North Carolina?

Owned _____

Leased _____

NCUC Docket No.: _____

Requested Point of Interconnection: _____

Requested In-Service Date: _____

Requested Commercial Operation Date: _____

For installations at locations with existing electric service to which the proposed Generating Facility will interconnect, provide:

Local Electric Service Provider: _____

Existing Account Number: _____

To be provided by the Interconnection Customer if the local electric service provider is different from the Utility:

Contact Name: _____

Title: _____

E-Mail Address: _____

Mailing Address: _____

City: _____ State: _____ Zip: _____

County: _____

Telephone (Day): _____ (Evening): _____

Fax: _____

Generating Facility Information

Data applies only to the Generating Facility, not the Interconnection Facilities.

Prime Mover Information (Refer to U.S. EIOA Form 860 Instructions, Table 2 Prime Mover Codes and Descriptions at:

https://www.eia.gov/survey/form/eia_860/instructions.pdf)

Prime Mover Code _____

Prime Mover Description : _____

Energy Source Information (Refer to U.S. EIA Form 860 Instructions, Table 28 Energy Source Codes and Heat Content at:

https://www.eia.gov/survey/form/eia_860/instructions.pdf)

<u>Fuel Type</u>	<u>Energy Source Code</u>	<u>Energy Source Description</u>

Type of Generator: Synchronous ☐ Induction ☐ Inverter ☐

Total Generator/ Storage Nameplate Capacity: _____ kWAC (Typical) _____ kVAR

Storage Nameplate Energy: _____ kWh

Interconnection Customer or Customer-Site Load: _____ kWAC (if none, so state)

Interconnection Customer Generator Auxiliary Load: _____ kWAC

Typical Reactive Load (if known): _____ kVAR

Maximum Generating Capacity Requested: _____ kWAC

(The maximum continuous electrical output of the Generating Facility at any time at a power factor of approximately unity as measured at the Point of Interconnection and the maximum kW delivered to the Utility during any metering period)

Production profile: Provide below the maximum import and export levels (as a percentage of the Maximum Generating Capacity Requested) for each hour of the day, as measured at the Point of Interconnection. Power flow in excess of these levels during the corresponding hour shall be considered an Adverse Operating Effect per section 3.4.4. of the Interconnection Agreement.

Maximum import and export, hour ending:

0100 imp: exp: %	0200 imp: exp: %	0300 imp: exp: %
0400 imp: exp: %	0500 imp: exp: %	0600 imp: exp: %
0700 imp: exp: %	0800 imp: exp: %	0900 imp: exp: %
1000 imp: exp: %	1100 imp: exp: %	1200 imp: exp: %
1300 imp: exp: %	1400 imp: exp: %	1500 imp: exp: %
1600 imp: exp: %	1700 imp: exp: %	1800 imp: exp: %
1900 imp: exp: %	2000 imp: exp: %	2100 imp: exp: %
2200 imp: exp: %	2300 imp: exp: %	2400 imp: exp: %

Please provide any additional pertinent information regarding the daily operating characteristics of the facility here or attached as noted. Also note information about intended reactive flows:

List components of the Generating Facility equipment package that are currently certified:

Number	Equipment Type	Certifying Entity
1. _____	_____	_____
2. _____	_____	_____
3. _____	_____	_____
4. _____	_____	_____
5. _____	_____	_____

Battery Information

Manufacturer, Model & Quantity (for each type):

AC/DC Coupled: ☐ AC ☐ DC

DC-DC Converter Model (if used):

Total Battery Capacity in kWAC:

Total Battery Capacity in kWDC:

Rated Battery Capacity in MWh:

Hours to discharge at Max:

 Max Ramp Rate MW/s:

Rated Discharging Power MW:

 Rate to Charge:

Rate to Discharge:

Max Discharging Duration at Rate Power (hrs):

Battery Operation

Control Narrative (generally describe the intended operation and output characteristics used for programming the BESS controller – e.g. peak-load serving, flattening solar facility output, etc.):

Modes of Operations (check all that apply):

☐ Continuous Charge ☐ Frequency Response ☐ Islanding ☐ Dispatch

Reactive Capability Myar (provide curve if available):

Rated Life Span (cycles):

Please attach 8760 projections for total facility output with storage.

Generator (or solar panel information)

Inverter Manufacturer, Model & Quantity (for each type):

Other Equipment Manufacturer, Model & Quantity (for each type):

Nameplate Output Power Rating in kWAC: Summer _____ Winter _____

Nameplate Output Power Rating in kVA: Summer _____ Winter _____

Individual Generator Rated Power Factor: _____ Leading _____ Lagging

For wind projects provide the following information:

Total Number of Generators in wind farm to be interconnected pursuant to this Interconnection Request: _____

Elevation: _____

For solar projects provide the following information:

Orientation: _____ Degrees (Due South=180°)

☐ Fixed Tilt Array ☐ Single Axis Tracking Array ☐ Double Axis Tracking Array

Fixed Tilt Angle: _____ Degrees

For transmission-connected projects, provide completed PSS/E data sheets for the generic PV library model(s) and user written model.

Impedance Diagram - If interconnecting to the Utility System at a voltage of 44-kV or greater, provide an Impedance Diagram. An Impedance Diagram may be required by the Utility for proposed interconnections at lower interconnection voltages. The Impedance Diagram shall provide, or be accompanied by a list that shall provide, the collector system impedance of the generation plant. The collector system impedance data shall include equivalent impedances for all components, starting with the inverter transformer(s) up to the utility level Generator Step-Up transformer.

Collector System Impedances (For PV Plants)

Collector system voltage = _____ kV

For each line/cable section (different size or length) indicated in the one-line diagram, the following impedance data needs to be provided in an attached Excel spreadsheet.

Length = _____ feet

For Transmission-Connected Projects:

- $R = \underline{\hspace{1cm}}$ ohm or $\underline{\hspace{1cm}}$ pu on 100 MVA and collector kV base (positive sequence)
- $X = \underline{\hspace{1cm}}$ ohm or $\underline{\hspace{1cm}}$ pu on 100 MVA and collector kV base (positive sequence)
- $C = \underline{\hspace{1cm}}$ μF or $B = \underline{\hspace{1cm}}$ pu on 100 MVA and collector kV base (positive sequence)

Alternatively, check here if Customer wants Duke Energy to use typical values for collector system impedances: ☐

For Distribution-connected projects $\geq 1\text{MW}$:

- $R1 = \underline{\hspace{1cm}}$ ohms/mile (Positive Sequence Resistance)
- $R0 = \underline{\hspace{1cm}}$ ohms/mile (Zero Sequence Resistance)
- $X1 = \underline{\hspace{1cm}}$ ohms/mile (Positive Sequence Inductive Reactance)
- $X0 = \underline{\hspace{1cm}}$ ohms/mile (Zero Sequence Inductive Reactance)
- $B1 = \underline{\hspace{1cm}}$ $\mu\text{S}/\text{mile}$ (Positive Sequence Capacitive Susceptance)
- $B0 = \underline{\hspace{1cm}}$ $\mu\text{S}/\text{mile}$ (Zero Sequence Capacitive Susceptance)

Interconnection Transmission Line (For Transmission Projects Only)

(from station transformer to POI)

- Line Voltage = $\underline{\hspace{1cm}}$ kV
- Length = $\underline{\hspace{1cm}}$ feet
- $R = \underline{\hspace{1cm}}$ ohm or $\underline{\hspace{1cm}}$ pu on 100 MVA and line kV base (positive sequence)
- $X = \underline{\hspace{1cm}}$ ohm or $\underline{\hspace{1cm}}$ pu on 100 MVA and line kV base (positive sequence)
- $C = \underline{\hspace{1cm}}$ μF or $B = \underline{\hspace{1cm}}$ pu on 100 MVA and line kV base (positive sequence)

Load Flow Data Sheet - If interconnecting to the Utility System at a voltage of 44-kV or greater, provide a completed Power Systems Load Flow data sheet. A Load Flow data sheet may be required by the Utility for proposed interconnections at lower interconnection voltages.

Excitation and Governor System Data for Synchronous Generators - If interconnecting to the Utility System at a voltage of 44-kV or greater, provide appropriate IEEE model block diagram of excitation system, governor system and power system stabilizer (PSS) in accordance with the regional reliability council criteria. A PSS may be required at lower interconnection voltages. A copy of the manufacturer's block diagram may not be substituted.

Generating Facility Characteristic Data (for inverter-based machines)Max design fault contribution current: _____ Instantaneous ☐ RMS ☐

Harmonics Characteristics:

Start-up requirements:

Inverter Short-Circuit Model Data

Model and parameter data required for short-circuit analysis is specific to each PV inverter make and model. All data to be provided in per-unit ohms, on the equivalent inverter MVA base.

Inverter Equivalent MVA Base: _____ MVA

Values below are valid for initial 2 to 6 cycles:

Short-Circuit Equivalent Pos. Seq. Resistance (R1): _____ p.u.

Short-Circuit Equivalent Pos. Seq. Reactance (XL1): _____ p.u.

Short-Circuit Equivalent Neg. Seq. Resistance (R2): _____ p.u.

Short-Circuit Equivalent Neg. Seq. Reactance (XL2): _____ p.u.

Short-Circuit Equivalent Zero Seq. Resistance (R0): _____ p.u.

Short-Circuit Equivalent Zero Seq. Reactance (XL0): _____ p.u.

Special notes regarding short-circuit modeling assumptions:

Plant Reactive Power Compensation

Describe which devices (e.g. inverters, capacitors, SVC) will supply reactive power (Mvar) to allow the plant to meet the power factor requirement at the Point of Interconnection (transmission HV bus) when the plant is simultaneously injecting full requested MW. All reactive power compensation devices must be automatically controlled.

In addition to the inverters, if a plant reactive power compensation device is part of the plant design, the following data needs to be provided:

Shunt capacitors: _____ (count), _____ Mvar each, _____ Mvar total

Shunt reactors: _____ (count), _____ Mvar each, _____ Mvar total

Dynamic reactive control device type, (SVC, STATCOM): _____

- Control range _____ Mvar (capacitive), _____ Mvar (inductive)
- Control mode (e.g., voltage, power factor, reactive power): _____
- Regulation set point _____ (kV, power factor, or Mvar)
- Describe the overall reactive power control strategy: _____
- Completed PSS/E data sheets and model for the dynamic reactive control device need to be provided.

Generating Facility Characteristic Data (for rotating machines)

RPM Frequency: _____

(*) Neutral Grounding Resistor (if applicable): _____

Synchronous Generators:

Direct Axis Synchronous Reactance, X_d : _____ P.U.

Direct Axis Transient Reactance, X'_d : _____ P.U.

Direct Axis Subtransient Reactance, X''_d : _____ P.U.

Negative Sequence Reactance, X_2 : _____ P.U.

Zero Sequence Reactance, X_0 : _____ P.U.

KVA Base: _____

Field Volts: _____

Field Amperes: _____

Induction Generators:

Motoring Power (kW): _____

I_2^2t or K (Heating Time Constant): _____

Rotor Resistance, R_r : _____

Stator Resistance, R_s : _____

Stator Reactance, X_s : _____

Rotor Reactance, X_r : _____

Magnetizing Reactance, X_m : _____

Short Circuit Reactance, X_d'' : _____

Exciting Current: _____

Temperature Rise: _____

Frame Size: _____

Design Letter: _____

Reactive Power Required In Vars (No Load): _____

Reactive Power Required In Vars (Full Load): _____

Total Rotating Inertia, H: _____ Per Unit on kVA Base

Note: Please contact the Utility prior to submitting the Interconnection Request to determine if the specified information above is required.

Interconnection Facilities Information

Will more than one transformer be used between the generator and the point of common coupling? ☐ Yes ☐ No

(If yes, copy this section and provide the information for each transformer used. This information must match the single-line drawing and transformer specification sheets. For identical transformers, one set of data may be provided.)

Will the transformer be provided by the Interconnection Customer? ☐ Yes ☐ No

Transformer Data (if applicable, for Interconnection Customer-owned transformer):

Is the transformer: Single phase ☐ Three phase ☐ Size: _____ kVA

If Two Winding:

- a) Rating (ONAN/ONAF/ONAF): _____ / _____ / _____ MVA
- b) Nominal Voltage for each winding (High/Low): _____ / _____ kV
- c) Winding Connections (High/Low): [Delta or Wye](grounded) or Wye(ungrounded) / [Delta or Wye](grounded) or Wye(ungrounded)]

* Transmission: High side should be delta for tap station or wye for switching station with network breakers.

Distribution: High side should be wye-grounded.

- d) Available tap positions: _____ / _____ / _____ / _____ / _____ kV **or** _____ %
_____ # of taps.
- e) Positive sequence impedance Z_1 : _____ %, _____ X/R on self-cooled (ONAN) MVA rating above.
- f) Zero sequence impedance Z_0 : _____ %, _____ X/R on self-cooled (ONAN) MVA rating above.
- g) For pad mounted transformer, construction: 3 / 4 / 5 -legged

For Distribution-connected sites $\geq 1\text{MW}$ for each xfrmr in SLD please include:

- a) Eddy Current (No Load) Losses (kW): _____
- b) Copper Losses at Full Rated Load (kW): _____
- c) Magnetizing (No Load) Current at 100% Voltage (% nominal Current): _____
- d) Knee Voltage (% nominal Voltage): _____
- e) Air-Core Reactance
 - o Ohms: _____

- per unit: _____ (on transformer ONAN MVA base and nominal primary voltage)
- f) Manufacturer Estimated Maximum RMS Inrush Current (Primary Side Amps): _____

If Three Winding:

Please attach diagram and mark to reference this form)

	H Winding Data	X Winding Data	Y Winding Data
Full load ratings (i.e. ONAN/ONAF/ONAF)	____/____/____ MVA	____/____/____ MVA	____/____/____ MVA
Rated voltage base	____ kV Delta or Wye connected	____ kV Delta or Wye connected	____ kV Delta or Wye connected
Tap positions available	____/____/____ ____ kV	____/____/____ ____ kV	____/____/____ ____ kV
Present Tap Setting (if applicable)	____ kV	____ kV	____ kV
Neutral solidly grounded? (or) Neutral Grounding Resistor (if applicable)	____ ____ Ohms	____ ____ Ohms	____ ____ Ohms
BIL rating	____ kV	____ kV	____ kV

Three Winding Impedance Data:

Please attach diagram and mark to reference this form)

	H-X Winding Data	H-Y Winding Data	X-Y Winding Data
Transformer base for impedances provided	____ MVA	____ MVA	____ MVA
Positive sequence impedance Z_1	____ % X/R	____ % X/R	____ % X/R
Zero sequence impedance Z_0	____ % X/R	____ % X/R	____ % X/R

Transformer Fuse Data (if applicable, for Interconnection Customer-owned fuse):

(Attach copy of fuse manufacturer's Minimum Melt and Total Clearing Time-Current Curves)

Manufacturer: _____ Type: _____ Size: _____ Speed: _____

Interconnecting Circuit Breaker (if applicable):

Manufacturer: _____ Type: _____

Load Rating (Amps): _____ Interrupting Rating (Amps): _____

Trip Speed (Cycles): _____

Interconnection Protective Relays (if applicable):**If Microprocessor-Controlled:**

List of Functions and Adjustable Setpoints for the protective equipment or software:

	Setpoint Function	Minimum	Maximum
1.	_____	_____	_____
2.	_____	_____	_____
3.	_____	_____	_____
4.	_____	_____	_____
5.	_____	_____	_____
6.	_____	_____	_____

If Discrete Components:

(Enclose Copy of any Proposed Time-Overcurrent Coordination Curves)

Manufacturer	Type:	Style/Catalog No.	Proposed Setting
_____	_____	_____	_____
_____	_____	_____	_____
_____	_____	_____	_____
_____	_____	_____	_____
_____	_____	_____	_____

Current Transformer Data (if applicable):

(Enclose Copy of Manufacturer's Excitation and Ratio Correction Curves)

Manufacturer: _____ Type: _____

Accuracy Class: _____ Proposed Ratio Connection: _____

Manufacturer: _____ Type: _____

Accuracy Class: _____ Proposed Ratio Connection: _____

Potential Transformer Data (if applicable):

Manufacturer: _____ Type: _____

Accuracy Class: _____ Proposed Ratio Connection: _____

Manufacturer: _____ Type: _____

Accuracy Class: _____ Proposed Ratio Connection: _____

General Information

1. **One-line diagram**

Enclose site electrical one-line diagram showing the configuration of all Generating Facility equipment, current and potential circuits, and protection and control schemes.

- The one-line diagram should include the project owner's name, project name, project address, model numbers and nameplate sizes of equipment, including number and nameplate electrical size information for solar panels, inverters, wind turbines, disconnect switches, latitude and longitude of the project location, and tilt angle and orientation of the photovoltaic array for solar projects.
- The diagram should also depict the metering arrangement required whether installed on the customer side of an existing meter ("net metering/billing") or directly connected to the grid through a new or separate delivery point requiring a separate meter.
- List of adjustable set points for the protective equipment or software should be included on the electrical one-line drawing.
- This one-line diagram must be signed and stamped by a licensed Professional Engineer if the Generating Facility is larger than 50 kW.
- Is One-Line Diagram Enclosed? Yes ____ No ____

2. **Site Plan**

- Enclose copy of any site documentation that indicates the precise physical location of the proposed Generating Facility (Latitude & Longitude Coordinates and USGS topographic map, or other diagram) and the proposed Point of Interconnection.
- Proposed location of protective interface equipment on property (include address if different from the Interconnection Customer's address)
- Is Site Plan Enclosed? Yes ____ No ____

3. **Is Site Control Verification Form Enclosed?** Yes ____ No ____

4. **Equipment Specifications**

Include equipment specification information (product literature) for the solar panels and inverter(s) that provides technical information and certification information for the equipment to be installed with the application.

- Are Equipment Specifications Enclosed? Yes ____ No ____

5. **Protection and Control Schemes**

- Enclose copy of any site documentation that describes and details the operation of the protection and control schemes.
- Is Available Documentation Enclosed? Yes ____ No ____
- Enclose copies of schematic drawings for all protection and control circuits, relay current circuits, relay potential circuits, and alarm/monitoring circuits (if applicable).
- Are Schematic Drawings Enclosed? Yes ____ No ____

6. **Register with North Carolina Secretary of State** (if not an individual)

Applicant Signature

I hereby certify that, to the best of my knowledge, all the information provided in this Interconnection Request Application Form is true and correct.

For Interconnection Customer:

Signature _____ Date: _____
(Authorized Agent of the Legal Entity)

Print Full Name _____

Company Name _____

Title With Company _____

E-Mail Address _____

Mailing Address: _____

City: _____ State: _____ Zip: _____

County: _____

Telephone (Day): _____ (Evening): _____

Fax: _____

In the Matter of the Application of)
[Developer Name] for an) SITE CONTROL VERIFICATION
Interconnection Agreement)
with [Utility Name])

I, [Authorized Signatory Name], [Title] of [Developer Name], under penalty of perjury, hereby certify that, [Developer Name] or its affiliate has executed a written contract with the landowner(s) noted below, concerning the property described below. I further certify that our written contract with the landowner(s) specifies the agreed rental rate or purchase price for the property, as applicable, and allows [Developer Name] or its affiliates to construct and operate a renewable energy power generation facility on the property described below.

This verification is provided to [Utility Name] in support of our application for an Interconnection Agreement.

Landowner Name(s):

Land Owner Contact information (Phone or e-mail):

Parcel or PIN Number: _____

County: _____

Site Address: _____

Number of Acres under Contract (state range, if applicable): _____

Date Contract was executed _____

Term of Contract _____

_____[signature]

[Authorized Signatory Name]

[Authorized Signatory Name], being first duly sworn, says that [he/she] has read the foregoing verification, and knows the contents thereof to be true to [his/her] actual knowledge.

Sworn and subscribed to before me this _____ day of _____, 20____.

_____[signature]

[Authorized Signatory Name]

[Title], [Developer Name]

_____[Signature of Notary Public]

Notary Public

Name of Notary Public [typewritten or printed]

My Commission expires: _____

Generating Facility Pre-Application Report Form

Preamble and Instructions

An Interconnection Customer who requests a Pre-Application Report must submit this Pre-Application Report Request by hand delivery, mail, e-mail, or fax to the Utility along with the non-refundable fee of \$500.

DISCLAIMER: Be aware that this Pre-Application Report is simply a snapshot in time and is non-binding. System conditions can and do change frequently.

☐ Check here if payment is enclosed. Fee is required for application to be considered complete.

Date:

Interconnecting Customer Name (print): _____

Contact Person: _____

Mailing Address: _____

City: _____ State: _____ Zip Code: _____

Telephone (Daytime): _____

E-Mail Address: _____

Alternative Contact Information (e.g., system installation contractor or coordinating company) Name (print):

Role:

Contact Person:

Mailing Address:

City: _____ State: _____ Zip Code: _____

Telephone (Daytime): _____

E-Mail Address: _____

Facility Information:

1) Proposed Facility Location

Address (or cross-roads):

City: _____ State: _____ Zip Code: _____

☐ Site Map provided (Google, MapQuest, etc.)

☐ Grid Coordinates (decimal) - Latitude: _____ Longitude: _____

☐ Pole or Tower number if available: _____

2) Primary Energy Source (Refer to U.S. EIA Form 860 Instructions, Table 28 Energy Source Codes and Heat Content at <https://www.eia.gov/survey/form/eia860/instructions.pdf>)

<u>Fuel Type</u>	<u>Energy Source Code</u>	<u>Energy Source Description</u>

3) Prime Mover (Refer to U.S. EIA Form 860 Instructions, Table 2 Prime Mover Codes and Descriptions at <https://www.eia.gov/survey/form/eia860/instructions.pdf>)

Prime Mover Code

Prime Mover Description

4) Type of Generator Choose one:

1. Inverter-based Machine
2. Rotating Machine
3. Rotating Machine with Inverters

5) Generator/Storage Nameplate Capacity: kW

Maximum Generating Capacity requested: kWAC

Storage Nameplate Energy: kWh

6) Generator Configuration:

- ☐ Single-phase ☐ Three Phase

7) Interconnection Configuration

- ☐ New Generation

- ☐ Stand-alone

☐ Addition to existing commercial or industrial customer's delivery Customer's Electric Utility account number:

Customer's Electric meter number:

Is Customer's kW load going to increase?

- ☐ No
☐ Yes, Details

Is Customer's kW load going to decrease?

- ☐ No
☐ Yes, Details

Proposed Point of Interconnection on Customer-side of Utility meter

OR

- ☐ Addition to existing generation

- ☐ Stand-alone

☐ Addition to existing commercial or industrial customer's delivery
Customer's Electric Utility account number: _____

Customer's Electric meter number: _____

Is Customer's kW load going to increase?

- ☐ No
☐ Yes, Details

Is Customer's kW load going to decrease?

☐

No

☐

Yes, Details _____

Type of Existing Generation: _____

Size of Existing Generation: kW_{AC} _____

Proposed Point of Interconnection on Customer-side of Utility meter

Additional Comments

Informational Interconnection Request Form and Study Agreement

1. The undersigned Interconnection Customer submits this request to evaluate the interconnection of its Generating Facility with Utility's Transmission System.
2. Interconnection Customer provides the following information:
 - a. Address or location of the proposed new Generating Facility site (to the extent known) or, in the case of an existing Generating Facility, the name and specific location (GIS coordinates) of the existing Generating Facility;
 - b. Maximum summer at ____ degrees C and winter at ____ degrees C megawatt electrical output of the proposed new Generating Facility or the amount of megawatt increase in the generating capacity of an existing Generating Facility;
 - c. General description of the equipment configuration;
 - d. Proposed Commercial Operation Date to be studied (Day, Month, and Year);
 - e. Name, address, telephone number, and e-mail address of Interconnection Customer's contact person;
 - f. Approximate location of the proposed Point of Interconnection;
 - g. Interconnection Customer Data (set forth in Attachment A)
 - h. Primary frequency response operating range for electric storage resources.
 - i. Maximum Generating Capacity Requested (in MW); and
 - j. A Scope of Work including any additional information that may be reasonably required.
3. \$10,000 study deposit amount as specified in Section 1.4.3 of Revised Standard.
4. This Informational Interconnection Study Request shall be submitted to the representative indicated below:
[To be completed by Utility]
5. Representative of Interconnection Customer to contact:
[To be completed by Interconnection Customer]
6. This Interconnection Request is submitted by:

Name of Interconnection Customer: _____

By (signature): _____

Name (type or print): _____

Title: _____

Date: _____

GENERATING FACILITY DATA FOR INFORMATIONAL INTERCONNECTION STUDY

UNIT RATINGS

kVA _____ °F _____ Voltage _____
 Power Factor _____
 Speed (RPM) _____ Connection (e.g. Wye) _____
 Short Circuit Ratio _____ Frequency, Hertz _____
 Stator Amperes at Rated kVA _____ Field Volts _____
 Max Turbine MW _____ °F _____

Primary frequency response operating range for electric storage resources.

Minimum State of Charge: _____
Maximum State of Charge: _____

COMBINED TURBINE-GENERATOR-EXCITER INERTIA DATA

Inertia Constant, H = _____ kW sec/kVA Moment-of-
 Inertia, WR^2 = _____ lb. ft.²

REACTANCE DATA (PER UNIT-RATED KVA) DIRECT AXIS QUADRATURE AXIS

Synchronous – saturated	X_{dv} _____	X_{qv} _____
Synchronous – unsaturated	X_{di} _____	X_{qi} _____
Transient – saturated	X'_{dv} _____	X'_{qv} _____
Transient – unsaturated	X'_{di} _____	X'_{qi} _____
Subtransient – saturated	X''_{dv} _____	X''_{qv} _____
Subtransient – unsaturated	X''_{di} _____	X''_{qi} _____
Negative Sequence – saturated	X_{2v} _____	
Negative Sequence – unsaturated	X_{2i} _____	
	X_{0v} _____	
	X_{0i} _____	
	X_{lm} _____	

Zero Sequence –
 saturated Zero
 Sequence –
 unsaturated
 Leakage Reactance

Open Circuit	T'_{do} _____	T'_{qo} _____
Three-Phase Short Circuit Transient	T'_{d3} _____	T'_q _____
Line to Line Short Circuit Transient	T'_{d1} _____	T''_q _____
Short Circuit Subtransient	T''_d _____	T''_{qo} _____
Open Circuit Subtransient	T'_{d2} _____	T''_{qo} _____
Line to Neutral Short Circuit Transient	T''_{do} _____	

FIELD TIME CONSTANT DATA (SEC)
ARMATURE TIME CONSTANT DATA (SEC)

Three Phase Short Circuit T_{a3} _____

Line to Line Short Circuit T_{a2} _____ Line to Neutral Short
 Circuit T_{a1} _____

NOTE: If requested information is not applicable, indicate by marking "N/A."

MW CAPABILITY AND PLANT CONFIGURATION
GENERATING FACILITY DATA ARMATURE WINDING RESISTANCE DATA
(PER UNIT)

Positive R_1 _____

Negative R_2 _____ Zero R_0 _____

Rotor Short Time Thermal Capacity I_2^2t = _____

Field Current at Rated kVA, Armature Voltage and PF = _____ amps

Field Current at Rated kVA and Armature Voltage, 0 PF = _____ amps

Three Phase Armature Winding Capacitance = _____ microfarad

Field Winding Resistance = _____ ohms _____ °C

Armature Winding Resistance (Per Phase) = _____ ohms _____ °C

CURVES

Provide Saturation, Vee, Reactive Capability, Capacity Temperature Correction curves. Designate normal and emergency Hydrogen Pressure operating range for multiple curves.

GENERATOR STEP-UP TRANSFORMER DATA RATINGS

Capacity	Self-cooled/ Maximum Nameplate / kVA
----------	--

Voltage Ratio(Generator Side/System side/Tertiary)
/ / kV

Winding Connections (Low V/High V/Tertiary V (Delta or Wye))

Fixed Taps Available

Present	Tap	Setting
---------	-----	---------

If more than one transformer stage is used to deliver the output from the proposed generator to the Transmission System, please provide the information above for each transformer or transformer type.

IMPEDANCE

Positive
 Z_1 (on self-cooled kVA rating) _____ % _____ X/R

Zero
 Z_0 (on self-cooled kVA rating) _____ % _____ X/R

EXCITATION SYSTEM DATA

Identify appropriate IEEE model block diagram of excitation system and power system stabilizer (PSS) for computer representation in power system stability simulations and the corresponding excitation system and PSS constants for use in the model.

GOVERNOR SYSTEM DATA

Identify appropriate IEEE model block diagram of governor system for computer representation in power system stability simulations and the corresponding governor system constants for use in the model.

WIND GENERATORS

Number of generators to be interconnected pursuant to this Interconnection Request:

Elevation: _____ Single Phase _____ Three Phase _____

Inverter manufacturer, model name, number, and version:

List of adjustable setpoints for the protective equipment or software:

Note: A completed General Electric Company Power Systems Load Flow (PSLF) data sheet or other compatible formats, such as IEEE and PTI power flow models, must be supplied with the Interconnection Request. If other data sheets are more appropriate to the proposed device, then they shall be provided and discussed at Scoping Meeting.

INDUCTION GENERATORS

- (*) Field Volts: _____
- (*) Field Amperes: _____
- (*) Motoring Power (kW): _____
- (*) Neutral Grounding Resistor (If Applicable): _____
- (*) I_2^2t or K (Heating Time Constant): _____
- (*) Rotor Resistance: _____
- (*) Stator Resistance: _____
- (*) Stator Reactance: _____
- (*) Rotor Reactance: _____
- (*) Magnetizing Reactance: _____
- (*) Short Circuit Reactance: _____
- (*) Exciting Current: _____
- (*) Temperature Rise: _____
- (*) Frame Size: _____
- (*) Design Letter: _____
- (*) Reactive Power Required In Vars (No Load): _____
- (*) Reactive Power Required In Vars (Full Load): _____
- (*) Total Rotating Inertia, H: _____ Per Unit on KVA Base

Note: Please consult with Utility prior to submitting the Informational Interconnection Study Request to determine if the information designated by (*) is required.

INFORMATIONAL INTERCONNECTION STUDY AGREEMENT

THIS AGREEMENT is made and entered into this _____ day of _____, 20____ by and between _____, a _____ organized and existing under the laws of the State of _____, ("Interconnection Customer,") and _____ a _____ existing under the laws of the State of _____, ("Utility"). Interconnection Customer and Utility each may be referred to as a "Party," or collectively as the "Parties."

RECITALS

WHEREAS, Interconnection Customer is evaluating developing a Generating Facility or generating capacity addition to an existing Generating Facility proposing an interconnection with the Utility's Transmission System; and

WHEREAS, Interconnection Customer has submitted to Utility an Informational Interconnection Study Interconnection Request; and

NOW, THEREFORE, in consideration of and subject to the mutual covenants contained herein the Parties agree as follows:

1. When used in this Agreement, with initial capitalization, the terms specified shall have the meanings indicated in Revised Procedures authorized by the Commission.
2. Interconnection Customer elects and Utility shall cause an Informational Interconnection Study consistent with Section 1.4 of this Revised Standard to be performed.
3. The scope of the Informational Interconnection Study shall be subject to the assumptions set forth in Attachment A to this Agreement.
4. The Informational Interconnection Study shall be performed solely for informational purposes.
5. The Informational Interconnection Study report shall provide an analysis based on the assumptions specified by Interconnection Customer in Attachment A to this Agreement, as agreed to by the Utility. The Informational Interconnection Study shall preliminarily identify Utility's Interconnection Facilities and the System Upgrades, and the estimated cost thereof that may be required to interconnect the proposed Generating Facility based upon the assumptions specified by Interconnection Customer in Attachment A.

6. Interconnection Customer shall provide a deposit of ten thousand dollars (\$10,000.00) for the performance of the Informational Interconnection Study. The Utility's good faith estimate for the time of completion of the Informational Interconnection Study is [insert date].

7. Upon receipt of the Informational Interconnection Study, the Utility shall charge and Interconnection Customer shall pay the actual costs of the Informational Interconnection Study. The Interconnection Customer must pay any Study costs that exceed the Interconnection Request Deposit without interest within 20 Business Days of receipt of the invoice. If the deposit exceeds the invoiced fees or the Interconnection Customer's costs exceed the aggregate deposits received, the amount of funds equal to the difference will be settled in accordance with Section 6.3 of the NC Interconnection Standard.

8. Governing Law, Regulatory Authority, and Rules

The validity, interpretation and enforcement of this Agreement and each of its provisions shall be governed by the laws of the State of North Carolina, without regard to its conflicts of law principles. This Agreement is subject to all Applicable Laws and Regulations. Each Party expressly reserves the right to seek changes in, appeal, or otherwise contest any laws, orders, or regulations of a Governmental Authority.

9. Amendment

The Parties may amend this Agreement by a written instrument duly executed by both Parties.

10. No Third-Party Beneficiaries

This Agreement is not intended to and does not create rights, remedies, or benefits of any character whatsoever in favor of any persons, corporations, associations, or entities other than the Parties, and the obligations herein assumed are solely for the use and benefit of the Parties, their successors in interest and where permitted, their assigns.

11. Waiver

11.1. The failure of a Party to this Agreement to insist, on any occasion, upon strict performance of any provision of this Agreement will not be considered a waiver of any obligation, right, or duty of, or imposed upon, such Party.

11.2. Any waiver at any time by either Party of its rights with respect to this Agreement shall not be deemed a continuing waiver or a waiver with respect to any other failure to comply with any other obligation, right, or duty of this Agreement. Termination or default of this Agreement for any reason by Interconnection Customer shall not constitute a waiver of the Interconnection Customer's legal rights to obtain an interconnection from

the Utility. Any waiver of this Agreement shall, if requested, be provided in writing.

12. Multiple Counterparts

This Agreement may be executed in two or more counterparts, each of which is deemed an original but all constitute one and the same instrument.

13. No Partnership

This Agreement shall not be interpreted or construed to create an association, joint venture, agency relationship, or partnership between the Parties or to impose any partnership obligation or partnership liability upon either Party. Neither Party shall have any right, power or authority to enter into any agreement or undertaking for, or act on behalf of, or to act as or be an agent or representative of, or to otherwise bind, the other Party.

14. Severability

If any provision or portion of this Agreement shall for any reason be held or adjudged to be invalid or illegal or unenforceable by any court of competent jurisdiction or other Governmental Authority, (1) such portion or provision shall be deemed separate and independent, (2) the Parties shall negotiate in good faith to restore insofar as practicable the benefits to each Party that were affected by such ruling, and (3) the remainder of this Agreement shall remain in full force and effect.

15. Subcontractors

Nothing in this Agreement shall prevent a Party from utilizing the services of any subcontractor as it deems appropriate to perform its obligations under this Agreement; provided, however, that each Party shall require its subcontractors to comply with all applicable terms and conditions of this Agreement in providing such services and each Party shall remain primarily liable to the other Party for the performance of such subcontractor.

15.1. The creation of any subcontract relationship shall not relieve the hiring Party of any of its obligations under this Agreement. The hiring Party shall be fully responsible to the other Party for the acts or omissions of any subcontractor the hiring Party hires as if no subcontract had been made; provided, however, that in no event shall the Utility be liable for the actions or inactions of the Interconnection Customer or its subcontractors with respect to obligations of the Interconnection Customer under this Agreement. Any applicable obligation imposed by this Agreement upon the hiring Party shall be equally binding upon, and shall be construed as having application to, any subcontractor of such Party.

15.2. The obligations under this article will not be limited in any way by any limitation of subcontractor's insurance.

16. Reservation of Rights

The Utility shall have the right to make a unilateral filing with the Commission to modify this Agreement with respect to any rates, terms and conditions, charges, or classifications of service, and the Interconnection Customer shall have the right to make a unilateral filing with the Commission to modify this Agreement; provided that each Party shall have the right to protest any such filing by the other Party and to participate fully in any proceeding before the Commission in which such modifications may be considered. Nothing in this Agreement shall limit the rights of the Parties except to the extent that the Parties otherwise agree as provided herein.

IN WITNESS WHEREOF, the Parties have caused this Agreement to be duly executed by their duly authorized officers or agents on the day and year first above written.

[Insert name of Utility]

[Insert name of Interconnection Customer]

Signed _____

Signed _____

Name (Printed):

Name (Printed):

Title _____

Certification Codes and Standards

ANSI C84.1-1995 Electric Power Systems and Equipment – Voltage Ratings (60 Hertz)

IEEE 1547, Standard for Interconnecting Distributed Resources with Electric Power Systems (including use of IEEE 1547.1 testing protocols to establish conformity)

IEEE Std 100-2000, IEEE Standard Dictionary of Electrical and Electronic Terms

IEEE Std 519-1992, IEEE Recommended Practices and Requirements for Harmonic Control in Electrical Power Systems

IEEE Std C37.108-1989 (R2002), IEEE Guide for the Protection of Network Transformers

IEEE Std C37.90.1-1989 (R1994), IEEE Standard Surge Withstand Capability (SWC) Tests for Protective Relays and Relay Systems

IEEE Std C37.90.2 (1995), IEEE Standard Withstand Capability of Relay Systems to Radiated Electromagnetic Interference from Transceivers

IEEE Std C57.12.44-2000, IEEE Standard Requirements for Secondary Network Protectors

IEEE Std C62.41.2-2002, IEEE Recommended Practice on Characterization of Surges in Low Voltage (1000V and Less) AC Power Circuits

IEEE Std C62.45-1992 (R2002), IEEE Recommended Practice on Surge Testing for Equipment Connected to Low-Voltage (1000V and Less) AC Power Circuits

NEMA MG 1-1998, Motors and Small Resources, Revision 3 NEMA MG 1-2003 (Rev 2004), Motors and Generators, Revision 1 NFPA 70 (2002), National Electrical Code

UL1741, Inverters, Converters, Controllers and Interconnection System Equipment for Use With Distributed Energy Resources

Certification of Generator Equipment Packages

1.0 Generating Facility equipment proposed for use separately or packaged with other equipment in an interconnection system shall be considered certified for interconnected operation if (1) it has been tested in accordance with industry standards for continuous utility interactive operation in compliance with the appropriate codes and standards referenced below by any Nationally Recognized Testing Laboratory (NRTL) recognized by the United States Occupational Safety and Health Administration to test and certify interconnection equipment pursuant to the relevant codes and standards listed in Attachment 5-A of the North Carolina Interconnection Procedures, (2) it has been labeled and is publicly listed by such NRTL at the time of the Interconnection Request, and (3) such NRTL makes readily available for verification all test standards and procedures it utilized in performing such equipment certification, and, with consumer approval, the test data itself. The NRTL may make such information available on its website and by encouraging such information to be included in the manufacturer's literature accompanying the equipment.

2.0 The Interconnection Customer must verify that the intended use of the equipment falls within the use or uses for which the equipment was tested, labeled, and listed by the NRTL.

3.0 Certified equipment shall not require further type-test review, testing, or additional equipment to meet the requirements of this interconnection procedure; however, nothing herein shall preclude the need for an on-site commissioning test by the Parties to the interconnection or follow-up production testing by the NRTL.

4.0 If the certified equipment package includes only interface components (switchgear, inverters, or other interface devices), then an Interconnection Customer must show that the generator or other electric source being utilized with the equipment package is compatible with the equipment package and is consistent with the testing and listing specified for this type of interconnection equipment.

5.0 Provided the generator or electric source, when combined with the equipment package, is within the range of capabilities for which it was tested by the NRTL, and does not violate the interface components' labeling and listing performed by the NRTL, no further design review, testing or additional equipment on the Interconnection Customer's side of the point of common coupling shall be required to meet the requirements of the North Carolina Interconnection Procedures.

6.0 An equipment package does not include equipment provided by the Utility.

**Interconnection Request Application Form for Interconnecting a Certified
Inverter- Based Generating Facility No Larger than 20 kW**

This Interconnection Request Application Form is considered complete when it provides all applicable and correct information required below. Additional information to evaluate the Interconnection Request may be required.

Processing Fee

A non-refundable processing fee of \$ 200 must accompany this Interconnection Request Application Form.

If the Interconnection Request is submitted solely due to a transfer of ownership of the Generating Facility, the non-refundable fee is \$50.

Interconnection Customer

Name: _____

Primary Contact Person: _____

Title: _____

E-Mail Address: _____

Mailing Address: _____

City: _____ State: _____ Zip: _____

County: _____

Telephone (Day): _____ (Evening): _____

Fax: _____

Secondary Contact Name: _____

Title: _____

E-Mail Address: _____

Mailing Address: _____

City: _____ State: _____ Zip: _____

County: _____

Telephone (Day): _____ (Evening): _____

Fax: _____

Contact (if different than Interconnection Customer)

Name: _____

E-Mail Address: _____

Address: _____

City: _____ State: _____ Zip: _____

County: _____

Telephone (Day): _____ (Evening): _____

Fax: _____

Owner(s) of the Generating Facility: _____

Generating Facility Information

Facility Location (if different from above):

Address: _____

City: _____ State: _____ Zip: _____

County: _____

Utility: _____

Account Number: _____

Is the Generating Facility owned by the Interconnection Customer or Leased from an Electric Generator Lessor in NC?

Owned _____

Leased _____ NCUC Docket No.: _____

Inverter Manufacturer: _____ Model: _____

Nameplate Rating (each inverter): _____ kW (AC) (each inverter)
_____ kVA (AC) (each inverter)
_____ Volts (AC) (each inverter)

Single Phase: _____ Three Phase: _____

System Design Capacity

a. _____ kW (AC) (system total)
 _____ kVA (AC) (system total)

For photovoltaic sources only:

Total panel capacity: _____ kW_(DC) (system total)

Maximum Generating Capacity Requested:^b (calculated)^c kW (AC)

For other sources:

Maximum Generating Capacity Requested:²

_____ kW_(AC)

Prime Mover Information (Refer to U.S. EIA Form 860 Instructions, Table 2 Prime Mover Codes and Descriptions at <https://www.eia.gov/survey/form/eia860/instructions.pdf>)

Prime Mover Code _____

Prime Mover Description _____

Energy Source Information (Refer to U.S. EIA Form 860 Instructions, Table 28 Energy Source Codes and Heat Content at <https://www.eia.gov/survey/form/eia860/instructions.pdf>)

<u>Fuel Type</u>	<u>Energy Source Code</u>	<u>Energy Source Description</u>

Is the equipment UL 1741 Listed? Yes _____ No _____

If Yes, attach manufacturer's cut-sheet showing UL 1741 listing

Estimated Installation Date: _____ Estimated In-Service Date: _____

The 20 kW Inverter Process is available only for inverter-based Generating Facilities no larger than 20 kW that meet the codes, standards, and certification requirements of

^a Total inverter capacity.

^b At the Point of Interconnection, this is the maximum possible export power that could flow back to the Utility. Unless special circumstances apply, load should not be subtracted from the System Design Capacity.

^c For a photovoltaic installation, the Utility will calculate this value as the lesser of (1) the total kW inverter capacity and (2) the total kW panel capacity (no DC to AC losses included, for simplicity).

Attachments 3 and 4 of the North Carolina Interconnection Procedures, or the Utility has reviewed the design or tested the proposed Generating Facility and is satisfied that it is safe to operate.

List components of the Generating Facility equipment package that are currently certified:

Number	Equipment Type	Certifying Entity
1. _____	_____	_____
2. _____	_____	_____
3. _____	_____	_____
4. _____	_____	_____
5. _____	_____	_____

Interconnection Customer Signature

I hereby certify that, to the best of my knowledge, the information provided in this Interconnection Request Application Form is true. I agree to abide by the Terms and Conditions for Interconnecting a Certified Inverter-Based Generating Facility No Larger than 20 kW and return the Certificate of Completion when the Generating Facility has been installed.

Signed: _____

Full Name _____

Company Name

Title With Company

E-Mail Address _____

Mailing Address: _____

City: _____ State: _____ Zip: _____

County: _____

Telephone (Day): _____ (Evening): _____

Fax: _____

Contingent Approval to Interconnect the Generating Facility (For Utility use only)

Interconnection of the Generating Facility is approved contingent upon the Terms and Conditions for Interconnecting a Certified Inverter-Based Generating Facility No Larger than 20 kW and return of the Certificate of Completion.

Utility Signature:

Title: _____

Date: _____

Interconnection Request ID number: _____

Utility waives inspection/witness test? Yes _____ No _____

**Certificate of Completion
for Interconnecting a Certified Inverter-Based
Generating Facility No Larger than 20 kW**

Is the Generating Facility owner-installed? Yes ____ No ____
Interconnection Customer

Name: _____
Contact Person: _____
E-Mail Address: _____
Address: _____
City: _____ State: _____ Zip: _____
County: _____
Telephone (Day): _____ (Evening): _____
Fax: _____

Location of the Generating Facility (if different from above)

Address: _____
City: _____ State: _____ Zip: _____

Electrician

Name: _____
Company: _____
E-Mail Address: _____
Address: _____
City: _____ State: _____ Zip: _____
County: _____
Telephone (Day): _____ (Evening): _____
Fax: _____
License Number: _____

Date Approval to Install Generating Facility granted by the Utility: _____

Interconnection Request ID Number: _____

Inspection:

The Generating Facility has been installed and inspected in compliance with the local building/electrical code of _____

Signed (Local electrical wiring inspector, or attach signed electrical inspection):

Signature: _____

Print Name: _____ Date: _____

As a condition of interconnection, you are required to send/ email/ fax a copy of this form along with a copy of the signed electrical permit to (insert Utility information below):

Utility Name: _____

Attention: _____

E-Mail Address: _____

Address: _____

City: _____ State: _____ Zip: _____

Fax: _____

Approval to Energize the Generating Facility (For Utility use only)

Energizing the Generating Facility is approved contingent upon the Terms and Conditions for Interconnecting a Certified Inverter-Based Generating Facility No Larger than 20 kW.

Utility Signature:

Title: _____ Date: _____

**Terms and Conditions
for Interconnecting a Certified Inverter-Based
Generating Facility No Larger than 20 kW**

1.0 Construction of the Facility

The Interconnection Customer (Customer) may proceed to construct (including operational testing not to exceed two hours) the Generating Facility when the Utility approves the Interconnection Request and returns it to the Customer.

2.0 Interconnection and Operation

The Customer may interconnect the Generating Facility with the Utility's System and operate in parallel with the Utility's System once all of the following have occurred:

2.1 Upon completing construction, the Customer will cause the Generating Facility to be inspected or otherwise certified by the appropriate local electrical wiring inspector with jurisdiction,

2.2 The Customer returns the Certificate of Completion to the Utility, and

2.3 The Utility has either:

2.3.1 Completed its inspection of the Generating Facility to ensure that all equipment has been appropriately installed and that all electrical connections have been made in accordance with applicable codes. All inspections must be conducted by the Utility, at its own expense, within ten Business Days after receipt of the Certificate of Completion and shall take place at a time agreeable to the Parties. The Utility shall provide a written statement that the Generating Facility has passed inspection or shall notify the Customer of what steps it must take to pass inspection as soon as practicable after the inspection takes place; or

2.3.2 If the Utility does not schedule an inspection of the Generating Facility within ten Business Days after receiving the Certificate of Completion, the witness test is deemed waived (unless the Parties agree otherwise); or

2.3.3 The Utility waives the right to inspect the Generating Facility.

2.4 The Utility has the right to disconnect the Generating Facility in the event of improper installation or failure to return the Certificate of Completion.

2.5 Revenue quality metering equipment must be installed and tested in accordance with applicable American National Standards Institute (ANSI) standards and all applicable regulatory requirements.

3.0 Safe Operations and Maintenance

The Customer shall be fully responsible to operate, maintain, and repair the Generating Facility as required to ensure that it complies at all times with the interconnection standards to which it has been certified.

The Customer shall not operate the Generating Facility in such a way that the Generating Facility would exceed the Maximum Generating Capacity.

4.0 Access

The Utility shall have access to the disconnect switch (if a disconnect switch is required) and metering equipment of the Generating Facility at all times. The Utility shall provide reasonable notice to the Customer, when possible, prior to using its right of access.

5.0 Disconnection

The Utility may temporarily disconnect the Generating Facility upon the following conditions:

- 5.1 For scheduled outages upon reasonable notice.
- 5.2 For unscheduled outages or emergency conditions.
- 5.3 If the Generating Facility does not operate in a manner consistent with these Terms and Conditions.
- 5.4 The Utility shall inform the Customer in advance of any scheduled disconnection, or as soon as is reasonable after an unscheduled disconnection.

6.0 Indemnification

The Parties shall at all times indemnify, defend, and save the other Party harmless from, any and all damages, losses, claims, including claims and actions relating to injury to or death of any person or damage to property, demand, suits, recoveries, costs and expenses, court costs, attorney fees, and all other obligations by or to third parties, arising out of or resulting from the other Party's action or inactions of its obligations hereunder on behalf of the indemnifying Party, except in cases of gross negligence or intentional wrongdoing by the indemnified Party.

7.0 Insurance

All insurance policies must be maintained with insurers authorized to do business in North Carolina. The Parties agree to the following insurance requirements:

- 7.1 If the Customer is a residential customer of the Utility, the required coverage shall be a standard homeowner's insurance policy with liability coverage in the amount of at least \$100,000 per occurrence.
- 7.2 For an Interconnection Customer that is a non-residential customer of the Utility proposing to interconnect a Generating Facility no larger than 250 kW, the required coverage shall be comprehensive general liability insurance with coverage in the amount of at least \$300,000 per occurrence.
- 7.3 The Customer may provide this insurance via a self-insurance program if it has a self-insurance program established in accordance with commercially acceptable risk management practices.

8.0 Limitation of Liability

Each Party's liability to the other Party for any loss, cost, claim, injury, or expense, including reasonable attorney's fees, relating to or arising from any act or omission hereunder, shall be limited to the amount of direct damage actually incurred. In no event shall either Party be liable to the other Party for any indirect, special, incidental, consequential, or punitive damages of any kind.

9.0 Termination

The agreement to interconnect and operate in parallel may be terminated under the following conditions:

9.1 By the Customer

By providing written notice to the Utility and physically and permanently disconnecting the Generating Facility.

9.2 By the Utility

If the Generating Facility fails to operate for any consecutive 12-month period or the Customer fails to remedy a violation of these Terms and Conditions.

9.3 Permanent Disconnection

In the event this Agreement is terminated, the Utility shall have the right to disconnect its facilities or direct the Customer to disconnect its Generating Facility.

9.4 Survival Rights

This Agreement shall continue in effect after termination to the extent necessary to allow or require either Party to fulfill rights or obligations that arose under the Agreement.

10.0 Assignment/Transfer of Ownership of the Facility

- 10.1 This Agreement shall not survive the transfer of ownership of the Generating Facility to a new owner.
- 10.2 The new owner must complete and submit a new Interconnection Request agreeing to abide by these Terms and Conditions for interconnection and parallel operations within 20 Business Days of the transfer of ownership. The Utility shall acknowledge receipt and return a signed copy of the Interconnection Request Application Form within ten Business Days.
- 10.3 The Utility shall not study or inspect the Generating Facility unless the new owner's Interconnection Request Application Form indicates that a Material Modification has occurred or is proposed.

System Impact Study Agreement
[Applicable to Section 4.3 Serial Study Process]

THIS AGREEMENT ("Agreement") is made and entered into this ____ day of ____, 20__, by and between _____, an organized and existing under the laws of the State of _____, ("Interconnection Customer"), and _____, a _____ existing under the laws of the State of _____, ("Utility"). The Interconnection Customer and the Utility each may be referred to as a "Party," or collectively as the "Parties."

RECITALS

WHEREAS, the Interconnection Customer is proposing to develop a Generating Facility or generating capacity addition to an existing Generating Facility consistent with the Interconnection Request completed by the Interconnection Customer, dated _____ and received by the Utility on _____; and

WHEREAS, the Interconnection Customer desires to interconnect the Generating Facility with the Utility's System; and

WHEREAS, the Interconnection Customer has requested the Utility to perform a System Impact Study to assess the impact of interconnecting the Generating Facility with the Utility's System, and of any Affected Systems;

NOW, THEREFORE, in consideration of and subject to the mutual covenants contained herein the Parties agree as follows:

1. When used in this Agreement, with initial capitalization, the terms specified shall have the meanings indicated or the meanings specified in the North Carolina Interconnection Procedures.
2. The Interconnection Customer elects and the Utility shall cause to be performed a System Impact Study consistent with the North Carolina Interconnection Procedures.
3. The scope of the System Impact Study shall be subject to the assumptions set forth in Appendix A to this Agreement.
4. A System Impact Study will be based upon the technical information provided by Interconnection Customer in the Interconnection Request. The Utility reserves the right to request additional technical information from the Interconnection Customer as may reasonably become necessary consistent with Good Utility Practice during the course of the System Impact Study. If the information requested by the Utility is not provided by the Interconnection Customer within a reasonable timeframe to be identified by the Utility in writing, the Utility shall provide the Interconnection Customer written notice providing an opportunity to cure such failure by the close of business on the tenth (10th) Business Day following the posted date of such

notice, where failure to provide the information requested within this period shall result in the study being terminated and the Interconnection Request being deemed withdrawn. The period of time for the Utility to complete the System Impact Study shall be tolled during any period that the Utility has requested information in writing from the Interconnection Customer necessary to complete the study and such request is outstanding.

5. In performing the study, the Utility shall rely, to the extent reasonably practicable, on existing studies of recent vintage. The Interconnection Customer shall not be charged for such existing studies; however, the Interconnection Customer shall be responsible for charges associated with any new study or modifications to existing studies that are reasonably necessary to perform the System Impact Study.
6. The System Impact Study Report shall provide the following analyses for the purpose of identifying any potential adverse system impacts that would result from the interconnection of the Generating Facility as proposed:
 - 6.1. Initial identification of any circuit breaker short circuit capability limits exceeded as a result of the interconnection, considering the Nameplate Capacity of the Generating Facility;
 - 6.2. Initial identification of any thermal overload or voltage limit violations resulting from the interconnection, considering the Maximum Generating Capacity of the Generating Facility; and
 - 6.3. Initial review of grounding requirements and electric system protection.
7. The System Impact Study shall model the impact of the Generating Facility regardless of purpose in order to avoid the further expense and interruption of operation for reexamination of feasibility and impacts if the Interconnection Customer later changes the purpose for which the Generating Facility is being installed. This Section does not assume any Material Modification or changes in Production Profile in the Interconnection Request used to perform this System Impact Study.
8. The Study shall include the feasibility of any interconnection at a proposed project site where there could be multiple potential Points of Interconnection, as requested by the Interconnection Customer and at the Interconnection Customer's cost.

9. A System Impact Study shall consist of a short circuit analysis, a stability analysis, a power flow analysis, voltage drop and flicker studies, protection and set point coordination studies, and grounding reviews, as necessary.
10. The System Impact Study will also include an analysis of distribution and transmission impacts as may be necessary to understand the impact of the proposed Generating Facility on electric system operation.
11. A System Impact Study shall state the assumptions upon which it is based, state the results of the analyses, and provide the requirement or potential impediments to providing the requested interconnection service.
12. The System Impact Study will provide the Preliminary Estimated Upgrade Charge, which is a preliminary indication of the cost and length of time that would be necessary to correct any System problems identified in those analyses and implement the interconnection.
13. The System Impact Study will provide the Preliminary Estimated Interconnection Facilities Charge, which is a preliminary indication of the cost and length of time that would be necessary to provide the Interconnection Facilities.
14. A distribution System Impact Study shall incorporate a distribution load flow study, an analysis of equipment interrupting ratings, protection coordination study, voltage drop and flicker studies, protection and set point coordination studies, grounding reviews, and the impact on electric system operation, as necessary.
15. Affected Systems may participate in the preparation of a System Impact Study, with a division of costs among such entities as they may agree. All Affected Systems shall be afforded an opportunity to review and comment upon a System Impact Study that covers potential adverse system impacts on their electric systems, and the Utility has 20 additional Business Days to complete a System Impact Study requiring review by Affected Systems.
16. The Utility shall have an additional 15 Business Days from the time set forth in Section 18 of the System Impact Study Agreement to complete the dual scenario System Impact Study reports for a Project B.
17. If the Utility uses a queuing procedure for sorting or prioritizing projects and their associated cost responsibilities for any required Network Upgrades, the System Impact Study shall consider all

generating facilities (and with respect to paragraph 17.3 below, any identified Upgrades associated with such interconnection with a lower Queue Number) that, on the date the System Impact Study is commenced –

17.1. Are directly interconnected with the Utility's electric System; or

17.2. Are interconnected with Affected Systems and may have an impact on the proposed interconnection; and

17.3. Have a pending Interconnection Request to interconnect with the Utility's electric System with a lower Queue Number.

18. The System Impact Study shall be completed within a total of 65 Business Days if transmission system impacts are studied, and 50 Business Days if distribution system impacts are studied, but in any case, shall not take longer than a total of 65 Business Days unless the study involves Affected Systems per Section 15 or the studied Interconnection Request is a Project B per Section 16. The period of time for the Utility to complete the System Impact Study shall be tolled during any period that the Utility has requested information in writing from the Interconnection Customer necessary to complete the Study and such request is outstanding.

19. Any study fees shall be based on the Utility's actual costs and will be deducted from the Interconnection Facilities deposit made by the Interconnection Customer at the time of the Interconnection Request. After the study is completed, the Utility shall deliver a summary of costs incurred.

20. The Interconnection Customer must pay any Study costs that exceed the Interconnection Request Deposit without interest within 20 Business Days of receipt of the invoice. If the deposit exceeds the invoiced fees or the Interconnection Customer's costs exceed the aggregate deposits received and the Interconnection Customer withdraws the Interconnection Request, the amount of funds equal to the difference will be settled in accordance with Section 6.3 of the NC Interconnection Standard.

21. Governing Law, Regulatory Authority, and Rules

The validity, interpretation and enforcement of this Agreement and each of its provisions shall be governed by the laws of the State of North Carolina, without regard to its conflicts of law principles. This Agreement is subject to all Applicable Laws and Regulations. Each Party expressly reserves the right to seek changes in, appeal, or otherwise contest any laws, orders, or regulations of a Governmental Authority.

22. Amendment

The Parties may amend this Agreement by a written instrument duly executed by both Parties.

23. No Third-Party Beneficiaries

This Agreement is not intended to and does not create rights, remedies, or benefits of any character whatsoever in favor of any persons, corporations, associations, or entities other than the Parties, and the obligations herein assumed are solely for the use and benefit of the Parties, their successors in interest and where permitted, their assigns.

24. Waiver

24.1. The failure of a Party to this Agreement to insist, on any occasion, upon strict performance of any provision of this Agreement will not be considered a waiver of any obligation, right, or duty of, or imposed upon, such Party.

24.2. Any waiver at any time by either Party of its rights with respect to this Agreement shall not be deemed a continuing waiver or a waiver with respect to any other failure to comply with any other obligation, right, or duty of this Agreement. Termination or default of this Agreement for any reason by Interconnection Customer shall not constitute a waiver of the Interconnection Customer's legal rights to obtain an interconnection from the Utility. Any waiver of this Agreement shall, if requested, be provided in writing.

25. Multiple Counterparts

This Agreement may be executed in two or more counterparts, each of which is deemed an original but all constitute one and the same instrument.

26. No Partnership

This Agreement shall not be interpreted or construed to create an association, joint venture, agency relationship, or partnership between the Parties or to impose any partnership obligation or partnership liability upon either Party. Neither Party shall have any right, power or authority to enter into any agreement or undertaking for, or act on behalf of, or to act as or be an agent or representative of, or to otherwise bind, the other Party.

27. Severability

If any provision or portion of this Agreement shall for any reason be held or adjudged to be invalid or illegal or unenforceable by any court of competent jurisdiction or other Governmental Authority, (1) such portion or provision shall be deemed separate and independent, (2) the Parties shall negotiate in good faith to restore insofar as practicable the benefits to each Party that were affected by such ruling, and (3) the remainder of this Agreement shall remain in full force and effect.

28. Subcontractors

Nothing in this Agreement shall prevent a Party from utilizing the services of any subcontractor as it deems appropriate to perform its obligations under this Agreement; provided, however, that each Party shall require its subcontractors to comply with all applicable terms and conditions of this Agreement in providing such services and each Party shall remain primarily liable to the other Party for the performance of such subcontractor.

28.1. The creation of any subcontract relationship shall not relieve the hiring Party of any of its obligations under this Agreement. The hiring Party shall be fully responsible to the other Party for the acts or omissions of any subcontractor the hiring Party hires as if no subcontract had been made; provided, however, that in no event shall the Utility be liable for the actions or inactions of the Interconnection Customer or its subcontractors with respect to obligations of the Interconnection Customer under this Agreement. Any applicable obligation imposed by this Agreement upon the hiring Party shall be equally binding upon, and shall be construed as having application to, any subcontractor of such Party.

28.2. The obligations under this article will not be limited in any way by any limitation of subcontractor's insurance.

29. Reservation of Rights

The Utility shall have the right to make a unilateral filing with the Commission to modify this Agreement with respect to any rates, terms and conditions, charges, or classifications of service, and the Interconnection Customer shall have the right to make a unilateral filing with the Commission to modify this Agreement; provided that each Party shall have the right to protest any such filing by the other Party and to participate fully in any proceeding before the Commission in which such modifications may be considered.

Nothing in this Agreement shall limit the rights of the Parties except to the extent that the Parties otherwise agree as provided herein.

IN WITNESS WHEREOF, the Parties have caused this Agreement to be duly executed by their duly authorized officers or agents on the day and year first above written.

[Insert name of Utility]

[Insert name of Interconnection Customer]

Signed _____

Signed _____

Name (Printed):

Name (Printed):

Title _____

Title _____

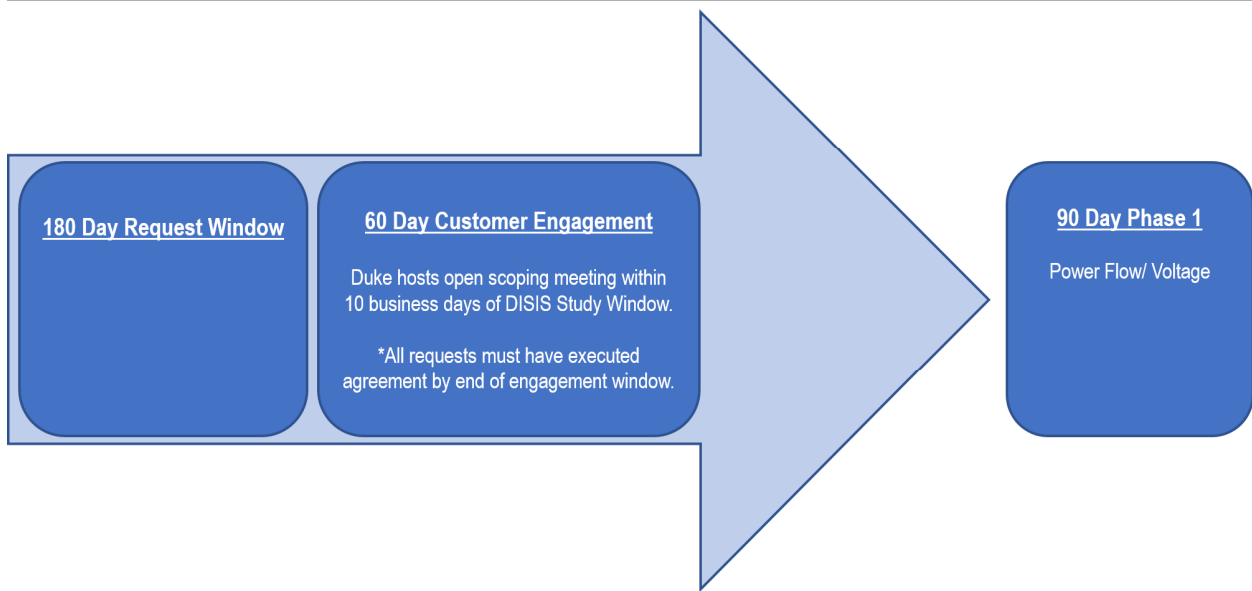
Assumptions Used in Conducting the System Impact Study

The System Impact Study shall be based upon the Interconnection Request subject to any modifications in accordance with the Interconnection Procedures, and the following assumptions:

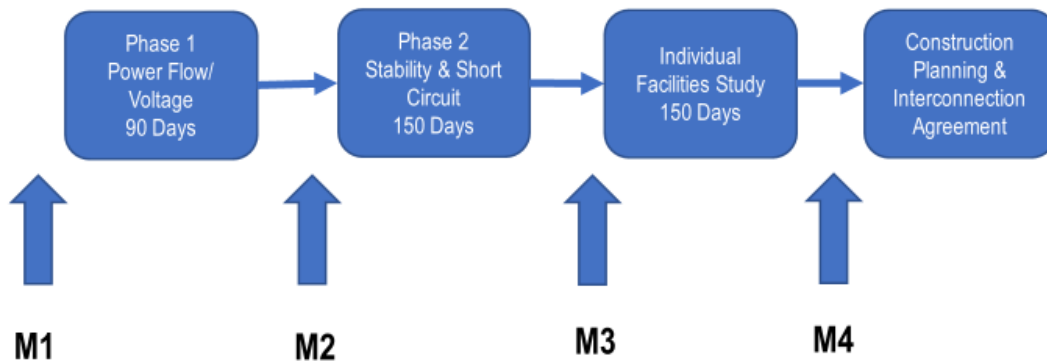
- 1) Designation of Point of Interconnection and configuration to be studied (to be completed by the Interconnection Customer and the Utility).
- 2) Other assumptions (listed below) are to be provided by the Interconnection Customer and the Utility

Definitive Interconnection Study Process and DISIS Agreement**Definitive Interconnection Study Process Overview**

Enrollment Window: 4.4.1



Definitive Interconnection Study Process



DISIS Study Process Overview

Phase 1: M1 Required Before Power Flow/Voltage(90 calendar days)

- The Utility shall use Reasonable Efforts to complete the first phase (Phase 1) consisting of a power flow and voltage analysis within ninety (90) Calendar Days.
- The Phase 1 Report shall identify the Interconnection Facilities and System Upgrades that are expected to be required as a result of the Interconnection Request(s) and a non-binding good-faith indicative level estimate of cost responsibility and a non-binding good-faith estimated time to construct.
- After issuing the Phase 1 Report, the Utility shall hold a second thirty (30) calendar day Customer Engagement Window and will host an open stakeholder meeting (“Phase 1 Report Meeting”) within ten (10) Business Days of publishing the DISIS Phase 1 results on the Utility’s website.
- Where the Utility determines through the initial Phase 1 study that a proposed distribution-level Interconnection Customer will not cause or contribute to the need for Network Upgrades, the Utility shall notify the Interconnection Customer in writing during the post-Phase 1 Customer Engagement Window that the Utility shall complete an individual Distribution-level System Impact Study for the proposed Generating Facility within 50 business days. Upon issuance of the individual Distribution-level System Impact Study Report, the Interconnection Customer would then proceed immediately to the Section 4.5 Facilities Study process. Interconnection Customers that are studied for distribution level impacts only must continue to meet all Readiness Milestone requirements (or provide security in lieu of the Readiness Milestone) to proceed to Facilities Study under Section 4.5.
- Within twenty (20) Calendar Days of the Phase 1 Report Meeting, all Interconnection Customers proceeding in the DISIS to Phase 2 are required to satisfy the requirements of Readiness Milestone 2 (“M2”).

Phase 2: M2 Required Before Stability/Short Circuit (150 calendar days)

- Interconnection Customers who satisfy the M2 readiness requirements or provide the required security to the Utility shall continue in to the second phase (“Phase 2”) of the Definitive Interconnection System Impact Study.
- Phase 2 consists of an updated power flow/voltage analysis (if necessary), stability analysis and short circuit analysis for the Interconnection Customers remaining in the DISIS Cluster.
- The Utility shall use Reasonable Efforts to complete Phase 2 analysis within one hundred fifty (150) Calendar Days.
- The results of this analysis shall identify the Interconnection Facilities and Network Upgrades expected to be required to reliably interconnect the Generating Facilities in that DISIS Cluster. The Phase 2 Report shall provide non-binding estimates of the

costs of required Upgrades and Interconnection Facilities allocated to each Interconnection Customer within the Cluster.

- The Utility shall hold a third thirty (30) calendar day Customer Engagement Window and will host an open stakeholder meeting (“Phase 2 Report Meeting”) within ten (10) Business Days of publishing the DISIS Phase 2 results on the Utility’s website.
- Within twenty (20) Calendar Days of the Phase 2 Report Meeting, each Interconnection Customer in the Cluster shall notify the Utility in writing whether it intends to proceed to the Section 4.5 Facilities Study.

Phase 3: Restudy (if necessary, 150 calendar days)

- If one or more Interconnection Customers withdraws from the Cluster and the Utility determines a full system impact re-study is necessary, the Utility will continue with System Impact restudies (“Phase 3”) until the Utility determines that no further re-studies are required. If a customer withdraws after the Phase 3 restudy described in Section 4.4.7.5 or during the Facilities Study and the Utility determines system impact level re-studies are necessary, the Cluster shall be restudied under the terms of Phase 3. The Utility shall notify Interconnection Customers in the Cluster in writing that a re-study is required.
- The Utility shall use Reasonable Efforts to complete the Phase 3 analysis within one hundred fifty (150) Calendar Days.
- The Utility shall hold a fourth thirty (30) calendar day Customer Engagement Window and will host an open stakeholder meeting (“Phase 3 Report Meeting”) within ten (10) Business Days of publishing the DISIS Phase 3 results on the Utility’s website.

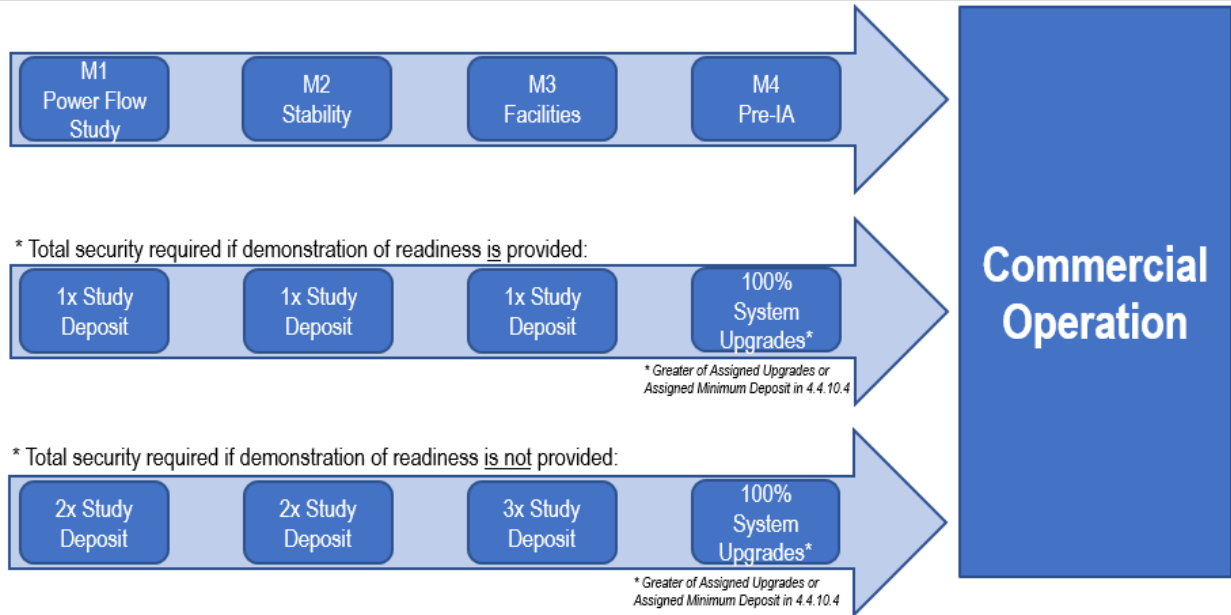
Facilities Study: M3 Required Before Individual Facilities Study (150 calendar days)

- Within thirty (30) Calendar Days of the notice that no System Impact restudies are needed and delivery of an Facilities Study Agreement by the Utility, each Interconnection Customer within the Cluster that has completed the DISIS process is required to (i) return an executed Facilities Study Agreement in the form of Attachment 9 (completed and including all required data identified therein); and (ii) provide Readiness Milestone 3 (“M3”) (or provide security in lieu of the Readiness Milestone).
- The Utility shall use reasonable efforts to complete the Facilities Study for all Interconnection Customers within a Cluster or Resource Solicitation Cluster within one hundred fifty (150) Calendar Days.
- The Facilities Study Report shall specify and estimate the cost of the equipment, engineering, procurement and construction work (including overheads) needed to implement the System Impact Studies and to allow the Generating Facility to be interconnected and operated safely and reliably.

IA: M4 Required Before Construction Planning and Interconnection Agreement

- All Interconnection Customers within a Cluster or Resource Solicitation Cluster must satisfy the requirements of Readiness Milestone 4 (“M4”) within ten (10) Business Days of receipt of the Facilities Study Report.
- Within ten (10) Business Days of receipt of the Facilities Study Report, the Interconnection Customer shall request a Construction Planning Meeting. The Construction Planning Meeting request shall be in writing and shall include the Interconnection Customer’s reasonably requested date for completion of the construction of the Upgrades and Interconnection Facilities.
- The Construction Planning Meeting shall be scheduled within ten (10) Business Days of the Section 5.1.1 request from the Interconnection Customer, or as otherwise mutually agreed to in writing by the parties.
- The purpose of the Construction Planning Meeting is to identify the tasks for each party and discuss and determine the milestones for the construction of the Upgrades and Interconnection Facilities.
- Within fifteen (15) Business Days of the Construction Planning Meeting, the Utility shall provide an executable Interconnection Agreement.
- Within ten (10) Business Days of receiving the Interconnection Agreement, the Interconnection Customer must execute and return the Interconnection Agreement.
- After the Parties execute the Interconnection Agreement, the Utility shall return a copy of the Interconnection Agreement to the Interconnection Customer and interconnection of the Generating Facility shall proceed under the provisions of the Interconnection Agreement.
- The Interconnection Agreement shall specify milestones for payment for Upgrades and Interconnection Facilities and/or, provision of Financial Security for Interconnection Facilities, if acceptable to the Utility, that are required prior to the start of design and construction of Upgrades and Interconnection Facilities.
- Payment and Financial Security must be received by close of business forty-five (45) Business Days after the date the Interconnection Agreement is delivered to the Interconnection Customer for signature.

Financial Security Required



DEFINITIVE INTERCONNECTION SYSTEM IMPACT STUDY AGREEMENT

THIS AGREEMENT ("Agreement") is made and entered into this _____ day of _____, 20____ by and between _____, a _____ organized and existing under the laws of the State of _____, ("Interconnection Customer,") and _____ a _____ existing under the laws of the State of _____, ("Utility"). Interconnection Customer and Utility each may be referred to as a "Party," or collectively as the "Parties."

RECITALS

WHEREAS, Interconnection Customer is proposing to develop a Generating Facility or generating capacity addition to an existing Generating Facility consistent with the Interconnection Request submitted by Interconnection Customer dated and received by the Utility on _____; and

WHEREAS, Interconnection Customer desires to interconnect the Generating Facility with the Utility's System and to deliver the full output of the Generating Facility to Utility subject to the terms of the North Carolina Interconnection Procedures; and

WHEREAS, the Interconnection Customer has requested the Utility to perform a Definitive Interconnection System Impact Study to assess the impact of interconnecting the Generating Facility to the Utility's System, and on any Affected Systems; and

WHEREAS, the Interconnection Customer commits to provide certain Readiness Milestones or financial security if readiness cannot be demonstrated through the Definitive Interconnection Study process as described in Section 4.4 of the North Carolina Interconnection Procedures.

NOW, THEREFORE, in consideration of and subject to the mutual covenants contained herein the Parties agree as follows:

- 1.0 When used in this Agreement, with initial capitalization, the terms specified shall have the meanings indicated in the North Carolina Interconnection Procedures.
- 2.0 Interconnection Customer elects and the Utility shall cause to be performed a Definitive Interconnection System Impact Study consistent with Section 4.4 of the North Carolina Interconnection Procedures.

- 3.0 The scope of the Definitive Interconnection System Impact Study shall be subject to the assumptions set forth in Attachment A to this Agreement.
- 4.0 The Definitive Interconnection System Impact Study shall be based upon the technical information provided by Interconnection Customer in the Interconnection Request, subject to any modifications in accordance with Section 1.6 and 4.1 of the North Carolina Interconnection Procedures. The Utility reserves the right to request additional technical information from Interconnection Customer as may reasonably become necessary consistent with Good Utility Practice during the course of the Definitive Interconnection System Impact Study. If the information requested by the Utility is not provided by the Interconnection Customer within a reasonable timeframe to be identified by the Utility in writing, the Utility shall provide the Interconnection Customer written notice providing an opportunity to cure such failure by the close of business on the tenth (10th) Business Day following the posted date of such notice, where failure to provide the information requested within this period shall result in the study being terminated and the Interconnection Request being deemed withdrawn.
- 5.0 The final Definitive Interconnection System Impact Study report shall provide the following information, as appropriate:
- identification of any circuit breaker short circuit capability limits exceeded as a result of the interconnection;
 - identification of any thermal overload or voltage limit violations resulting from the interconnection;
 - identification of any instability or inadequately damped response to system disturbances resulting from the interconnection; and
 - description and non-binding, good faith estimated cost of facilities required to interconnect the Generating Facility to the Utility's System and to address the identified short circuit, instability, and power flow issues.
- 6.0 Interconnection Customer shall provide the deposit as specified in Section 1.5.1.2 of the North Carolina Interconnection Procedures for the performance of the Definitive Interconnection System Impact Study. The Utility's good faith estimate for the time of completion of the Definitive Interconnection System Impact Study (Phase 2) is [insert date].

Upon receipt of the Definition Interconnection System Impact Study results (Post Phase 3 Results), or withdrawal of the Interconnection Request, the Utility

shall charge and Interconnection Customer shall pay the actual costs of the Definitive Interconnection System Impact Study, and the Withdrawal Penalty, as applicable, allocated according to Section 4.4.3 and 6.3.5 of the North Carolina Interconnection Procedures.

Any difference between the study deposit and the actual cost of the study shall be paid by or refunded to Interconnection Customer, as appropriate, except as otherwise provided herein. As provided in Section 6.3.3 of the North Carolina Interconnection Procedures, Interconnection Customer has thirty (30) Calendar Days of receipt of an invoice from the Utility to pay any undisputed costs. If invoices are not paid within thirty (30) Calendar Days of receipt of an invoice, the Utility may draw upon the security provided to settle all accounts, which shall include any offsets of amounts due and owing by the Utility. After the final invoice is paid and all accounts are settled, the Utility shall refund all remaining security.

7.0 Governing Law, Regulatory Authority, and Rules

The validity, interpretation and enforcement of this Agreement and each of its provisions shall be governed by the laws of the State of North Carolina, without regard to its conflicts of law principles. This Agreement is subject to all Applicable Laws and Regulations. Each Party expressly reserves the right to seek changes in, appeal, or otherwise contest any laws, orders, or regulations of a Governmental Authority.

8.0 Amendment

The Parties may amend this Agreement by a written instrument duly executed by both Parties.

9.0. No Third-Party Beneficiaries

This Agreement is not intended to and does not create rights, remedies, or benefits of any character whatsoever in favor of any persons, corporations, associations, or entities other than the Parties, and the obligations herein assumed are solely for the use and benefit of the Parties, their successors in interest and where permitted, their assigns.

10.0. Waiver

10.1. The failure of a Party to this Agreement to insist, on any occasion, upon strict performance of any provision of this Agreement will not be considered a waiver of any obligation, right, or duty of, or imposed upon, such Party.

10.2. Any waiver at any time by either Party of its rights with respect to this Agreement shall not be deemed a continuing waiver or a waiver with respect

to any other failure to comply with any other obligation, right, or duty of this Agreement. Termination or default of this Agreement for any reason by Interconnection Customer shall not constitute a waiver of the Interconnection Customer's legal rights to obtain an interconnection from the Utility. Any waiver of this Agreement shall, if requested, be provided in writing.

11.0. Multiple Counterparts

This Agreement may be executed in two or more counterparts, each of which is deemed an original but all constitute one and the same instrument.

12.0. No Partnership

This Agreement shall not be interpreted or construed to create an association, joint venture, agency relationship, or partnership between the Parties or to impose any partnership obligation or partnership liability upon either Party. Neither Party shall have any right, power or authority to enter into any agreement or undertaking for, or act on behalf of, or to act as or be an agent or representative of, or to otherwise bind, the other Party.

13.0. Severability

If any provision or portion of this Agreement shall for any reason be held or adjudged to be invalid or illegal or unenforceable by any court of competent jurisdiction or other Governmental Authority, (1) such portion or provision shall be deemed separate and independent, (2) the Parties shall negotiate in good faith to restore insofar as practicable the benefits to each Party that were affected by such ruling, and (3) the remainder of this Agreement shall remain in full force and effect.

14.0. Subcontractors

Nothing in this Agreement shall prevent a Party from utilizing the services of any subcontractor as it deems appropriate to perform its obligations under this Agreement; provided, however, that each Party shall require its subcontractors to comply with all applicable terms and conditions of this Agreement in providing such services and each Party shall remain primarily liable to the other Party for the performance of such subcontractor.

14.1. The creation of any subcontract relationship shall not relieve the hiring Party of any of its obligations under this Agreement. The hiring Party shall be fully responsible to the other Party for the acts or omissions of any subcontractor the hiring Party hires as if no subcontract had been made; provided, however, that in no event shall the Utility be liable for the actions or inactions of the Interconnection Customer or its subcontractors with respect to obligations of the Interconnection Customer under this Agreement. Any

applicable obligation imposed by this Agreement upon the hiring Party shall be equally binding upon, and shall be construed as having application to, any subcontractor of such Party.

14.2. The obligations under this article will not be limited in any way by any limitation of subcontractor's insurance.

15.0. Reservation of Rights

The Utility shall have the right to make a unilateral filing with the Commission to modify this Agreement with respect to any rates, terms and conditions, charges, or classifications of service, and the Interconnection Customer shall have the right to make a unilateral filing with the Commission to modify this Agreement; provided that each Party shall have the right to protest any such filing by the other Party and to participate fully in any proceeding before the Commission in which such modifications may be considered. Nothing in this Agreement shall limit the rights of the Parties except to the extent that the Parties otherwise agree as provided herein.

IN WITNESS THEREOF, the Parties have caused this Agreement to be duly executed by their duly authorized officers or agents on the day and year first above written.

[Insert name of Utility, if applicable]

By: _____

By:

Title: _____ Title: _____

Date: _____

Date:

[Insert name of Interconnection Customer]

By: _____

Title: _____

Date: _____

**ATTACHMENT A to Attachment 8-C
Definitive Interconnection System Impact Study Agreement**

ASSUMPTIONS USED IN CONDUCTING THE DISIS

[Assumptions to be completed by Interconnection Customer and Utility]

Facilities Study Agreement

THIS AGREEMENT ("Agreement") is made and entered into this _____ day of _____, 20____, by and between _____, a _____ organized and existing under the laws of the State of _____, ("Interconnection Customer"), and, _____, a _____ existing under the laws of the State of _____ ("Utility"). The Interconnection Customer and the Utility each may be referred to as a "Party," or collectively as the "Parties."

RECITALS

WHEREAS, the Interconnection Customer is proposing to develop a Generating Facility or generating capacity in addition to an existing Generating Facility consistent with the Interconnection Request Application Form completed by the Interconnection Customer, dated _____ and received by the Utility on _____; and the single-line drawing provided by the Interconnection Customer, dated _____ and received by the Utility on _____; and

WHEREAS, the Interconnection Customer desires to interconnect the Generating Facility with the Utility's System; and

WHEREAS, the Utility has completed a System Impact Study and provided the results of said Study to the Interconnection Customer (this recital to be omitted if the Parties have agreed to forego the System Impact Study); and

WHEREAS, the Interconnection Customer has requested the Utility to perform a Facilities Study to specify and estimate the cost of the equipment, engineering, procurement and construction work needed to implement the conclusions of the System Impact Study and/or any other relevant studies in accordance with Good Utility Practice to physically and electrically connect the Generating Facility with the Utility's System.

NOW, THEREFORE, in consideration of and subject to the mutual covenants contained herein the Parties agree as follows:

1. When used in this Agreement, with initial capitalization, the terms specified shall have the meanings indicated or the meanings specified in the North Carolina Interconnection Procedures.
2. The Interconnection Customer elects and the Utility shall cause to be performed a Facilities Study consistent with the North Carolina Interconnection Procedures.
3. The scope of the Facilities Study shall be subject to data provided in Appendix A to this Agreement.

4. The Facilities Study shall specify and estimate the cost of the equipment, engineering, procurement and construction work (including overheads) needed to implement the conclusions of the system impact studies. The Facilities Study shall also identify (1) the electrical switching configuration of the equipment, including, without limitation, transformer, switchgear, meters, and other station equipment, (2) the nature and estimated cost of the Utility's Interconnection Facilities and Upgrades necessary to accomplish the interconnection, and (3) an estimate of the construction time required to complete the installation of such facilities.

If the study is for a Project B, the Study shall assume the interdependent Project A is interconnected.

5. The Utility may propose to group facilities required for more than one Interconnection Customer in order to minimize facilities costs through economies of scale, but any Interconnection Customer may require the installation of facilities required for its own Generating Facility if it is willing to pay the costs of those facilities.
6. A deposit of the good faith estimated Facilities Study cost is required from the Interconnection Customer. If the unexpended portion of the Interconnection Request deposit made for the Interconnection Request exceeds the estimated cost of the Facilities Study, no payment will be required of the Interconnection Customer.
7. In cases where Upgrades are required, the Facilities Study must be completed within 45 Business Days of the Utility's receipt of this Agreement, or completion of the Facilities Study for an Interdependent Project A whichever is later. In cases where no Upgrades are necessary, and the required facilities are limited to Interconnection Facilities, the Facilities Study must be completed within 30 Business Days. Where a Utility administers a Definitive Interconnection Study Process and is completing Facilities Study for all Interconnection Customers within a Cluster or Resource Solicitation Cluster, the Utility shall use Reasonable Efforts to complete the Facilities Study for each Interconnection Request within the Cluster within one hundred fifty (150) Calendar Days. The Utility reserves the right to request additional technical information from the Interconnection Customer as may reasonably become necessary consistent with Good Utility Practice during the course of the Facilities Study. If the information requested by the Utility is not provided by the Interconnection Customer within a reasonable timeframe to be identified by the Utility in writing, the Utility shall provide the Interconnection Customer written notice providing an opportunity to cure such failure by the close of business on the tenth (10th) Business Day following the posted date of such notice, where failure to provide the information requested within this period shall result in the Study being terminated and the Interconnection Request being deemed withdrawn. The period of time for the Utility to complete the Facilities Study

shall be tolled during any period that the Utility has requested information in writing from the Interconnection Customer necessary to complete the Study and such request is outstanding.

8. Once the Facilities Study is completed, a Facilities Study Report shall be prepared and transmitted to the Interconnection Customer.
9. Any study fees shall be based on the Utility's actual costs and will be deducted from the Interconnection Request deposit made by the Interconnection Customer at the time of the Interconnection Request. After the Study is completed the Utility shall deliver a summary of costs incurred.
10. The Interconnection Customer must pay any Study costs that exceed the Interconnection Request deposit without interest within 20 Business Days of receipt of the invoice. If the unexpended portion of the Interconnection Request deposit exceeds the invoiced fees and the Interconnection Customer withdraws the Interconnection Request, the Utility shall make refund to the Customer pursuant to Section 6.3 of the North Carolina Interconnection Procedures.

11. Governing Law, Regulatory Authority, and Rules

The validity, interpretation and enforcement of this Agreement and each of its provisions shall be governed by the laws of the State of North Carolina, without regard to its conflicts of law principles. This Agreement is subject to all Applicable Laws and Regulations. Each Party expressly reserves the right to seek changes in, appeal, or otherwise contest any laws, orders, or regulations of a Governmental Authority.

12. Amendment

The Parties may amend this Agreement by a written instrument duly executed by both Parties.

13. No Third-Party Beneficiaries

This Agreement is not intended to and does not create rights, remedies, or benefits of any character whatsoever in favor of any persons, corporations, associations, or entities other than the Parties, and the obligations herein assumed are solely for the use and benefit of the Parties, their successors in interest and where permitted, their assigns.

14. Waiver

The failure of a Party to this Agreement to insist, on any occasion, upon strict performance of any provision of this Agreement will not be considered a waiver of any obligation, right, or duty of, or imposed upon, such Party.

Any waiver at any time by either Party of its rights with respect to this Agreement shall not be deemed a continuing waiver or a waiver with respect to any other failure to comply with any other obligation, right, or duty of this Agreement. Termination or default of this Agreement for any reason by Interconnection Customer shall not constitute a waiver of the Interconnection Customer's legal rights to obtain an interconnection from the Utility. Any waiver of this Agreement shall, if requested, be provided in writing.

15. Multiple Counterparts

This Agreement may be executed in two or more counterparts, each of which is deemed an original but all constitute one and the same instrument.

16. No Partnership

This Agreement shall not be interpreted or construed to create an association, joint venture, agency relationship, or partnership between the Parties or to impose any partnership obligation or partnership liability upon either Party. Neither Party shall have any right, power or authority to enter into any agreement or undertaking for, or act on behalf of, or to act as or be an agent or representative of, or to otherwise bind, the other Party.

17. Severability

If any provision or portion of this Agreement shall for any reason be held or adjudged to be invalid or illegal or unenforceable by any court of competent jurisdiction or other Governmental Authority, (1) such portion or provision shall be deemed separate and independent, (2) the Parties shall negotiate in good faith to restore insofar as practicable the benefits to each Party that were affected by such ruling, and (3) the remainder of this Agreement shall remain in full force and effect.

18. Subcontractors

Nothing in this Agreement shall prevent a Party from utilizing the services of any subcontractor as it deems appropriate to perform its obligations under this Agreement; provided, however, that each Party shall require its subcontractors to comply with all applicable terms and conditions of this Agreement in providing such services and each Party shall remain primarily liable to the other Party for the performance of such subcontractor.

The creation of any subcontract relationship shall not relieve the hiring Party of any of its obligations under this Agreement. The hiring Party shall be fully responsible to the other Party for the acts or omissions of any subcontractor the hiring Party hires as if no subcontract had been made; provided, however, that in no event shall the Utility be liable for the actions or inactions of the Interconnection Customer or its subcontractors with respect to

obligations of the Interconnection Customer under this Agreement. Any applicable obligation imposed by this Agreement upon the hiring Party shall be equally binding upon, and shall be construed as having application to, any subcontractor of such Party.

The obligations under this article will not be limited in any way by any limitation of subcontractor's insurance.

19. Reservation of Rights

The Utility shall have the right to make a unilateral filing with the Commission to modify this Agreement with respect to any rates, terms and conditions, charges, or classifications of service, and the Interconnection Customer shall have the right to make a unilateral filing with the Commission to modify this Agreement; provided that each Party shall have the right to protest any such filing by the other Party and to participate fully in any proceeding before the Commission in which such modifications may be considered. Nothing in this Agreement shall limit the rights of the Parties except to the extent that the Parties otherwise agree as provided herein.

IN WITNESS WHEREOF, the Parties have caused this Agreement to be duly executed by their duly authorized officers or agents on the day and year first above written.

For the Utility

Name: _____
Print Name: _____
Title: _____
Date: _____

For the Interconnection Customer

Name: _____
Print Name: _____
Title: _____
Date: _____

Data to Be Provided by the Interconnection Customer with the Facilities Study Agreement

Provide location plan and simplified one-line diagram of the plant and station facilities. For staged projects, please indicate future generation, circuits, etc.

On the one-line diagram, indicate the Maximum Generating Capacity attached at each metering location. (Maximum load on CT/PT)

On the one-line diagram, indicate the location of auxiliary power. (Minimum load on CT/PT) Amps

One set of metering is required for each generation connection to the new ring bus or existing Utility station. Number of generation connections: _____

Will an alternate source of auxiliary power be available during CT/PT maintenance?

Yes _____ No _____

Will a transfer bus on the generation side of the metering require that each meter set be designed for the total plant generation? Yes _____ No _____

(Please indicate on the one-line diagram).

What type of control system or PLC will be located at the Generating Facility?

What protocol does the control system or PLC use?

Please provide a 7.5-minute quadrangle map of the site. Indicate the plant, station, distribution line, and property lines.

Physical dimensions of the proposed interconnection station:

Bus length from generation to interconnection station:

Line length from interconnection station to Utility's System.

Tower number observed in the field (Painted on tower leg)*:

Number of third party easements required for lines*:

* To be completed in coordination with Utility.

Is the Generating Facility located in Utility's service area?

Yes _____ No _____ If No, please provide name of local provider:

Please provide the following proposed schedule dates:

Begin Construction Date: _____

Generator step-up transformers
receive back feed power Date: _____

Generation Testing Date: _____

Commercial Operation Date: _____

NORTH CAROLINA
INTERCONNECTION AGREEMENT

For State-Jurisdictional Generator Interconnections

Effective October 11, 2021

Docket No. E-100, Sub 101

Between

Utility Name

And

Customer Name

“Project Name”

OFFICIAL COPY

Oct 29 2021

TABLE OF CONTENTS

	Page No.
Article 1. Scope and Limitations of Agreement.....	1
1.1 Applicability.....	1
1.2 Purpose	1
1.3 No Agreement to Purchase or Deliver Power or RECs.....	2
1.4 Limitations.....	2
1.5 Responsibilities of the Parties	2
1.6 Parallel Operation Obligations	3
1.7 Metering.....	3
1.8 Reactive Power.....	3
1.9 Capitalized Terms	4
Article 2. Inspection, Testing, Authorization, and Right of Access.....	4
2.1 Equipment Testing and Inspection.....	4
2.2 Authorization Required Prior to Parallel Operation	5
2.3 Right of Access.....	5
Article 3. Effective Date, Term, Termination, and Disconnection.....	6
3.1 Effective Date	6
3.2 Term of Agreement.....	6
3.3 Termination.....	6
3.4 Temporary Disconnection	7
Article 4. Cost Responsibility for Interconnection Facilities and Distribution Upgrades.....	9
4.1 Interconnection Facilities	9
4.2 Distribution Upgrades	9
Article 5. Cost Responsibility for Network Upgrades	9
5.1 Applicability.....	9
5.2 Network Upgrades	9
Article 6. Billing, Payment, Milestones, and Financial Security.....	10
6.1 Billing and Payment Procedures and Final Accounting	10
6.2 Milestones.....	11
6.3 Financial Security Arrangements	11

TABLE OF CONTENTS
(continued)

	Page
Article 7. Assignment, Liability, Indemnity, Force Majeure, Consequential Damages, and Default.....	12
7.1 Assignment	12
7.2 Limitation of Liability	13
7.3 Indemnity	13
7.4 Consequential Damages.....	14
7.5 Force Majeure.....	14
7.6 Default	14
Article 8. Insurance.....	15
Article 9. Confidentiality	16
Article 10. Disputes	17
Article 11. Taxes.....	17
Article 12. Miscellaneous.....	17
12.1 Governing Law, Regulatory Authority, and Rules	17
12.2 Amendment	17
12.3 No Third-Party Beneficiaries	18
12.4 Waiver.....	18
12.5 Entire Agreement.....	18
12.6 Multiple Counterparts.....	18
12.7 No Partnership.....	18
12.8 Severability	19
12.9 Security Arrangements	19
12.10 Environmental Releases	19
12.11 Subcontractors.....	19
12.12 Reservation of Rights.....	20
Article 13. Notices	20
13.1 General	20
13.2 Billing and Payment	21
13.3 Alternative Forms of Notice.....	21
13.4 Designated Operating Representative	22
13.5 Changes to the Notice Information	23

TABLE OF CONTENTS
(continued)

Page

Appendix 1 – Glossary of Terms	
Appendix 2 – Description and Costs of the Generating Facility, Interconnection Facilities, and Metering Equipment	
Appendix 3 – One-line Diagram Depicting the Generating Facility, Interconnection Facilities, Metering Equipment, and Upgrades	
Appendix 4 – Milestones	
Appendix 5 – Additional Operating Requirements for the Utility's System and Affected Systems Needed to Support the Interconnection Customer's Needs	
Appendix 6 – Utility's Description of its Upgrades and Best Estimate of Upgrade Costs	

OFFICIAL COPY

Oct 29 2021

This Interconnection Agreement ("Agreement") is made and entered into this _____ the _____ Day of _____, 20__, by _____ ("Utility") and _____ ("Interconnection Customer") each hereinafter sometimes referred to individually as "Party" or both referred to collectively as the "Parties."

Utility Information

Utility: _____

Attention: _____

Address: _____

City: _____ State: _____ Zip: _____

Phone: _____ Fax: _____

Interconnection Customer Information

Name: _____

Project Name: _____

Attention: _____

E911 Address: _____

City: _____ State: _____ Zip: _____

Phone: _____ Fax: _____

County: _____

In consideration of the mutual covenants set forth herein, the Parties agree as follows:

Article 1. Scope and Limitations of Agreement

1.1 Applicability

This Agreement shall be used for all Interconnection Requests submitted under the North Carolina Interconnection Procedures except for those submitted under the 20 kW Inverter Process in Section 2 of the Interconnection Procedures.

1.2 Purpose

This Agreement governs the terms and conditions under which the Interconnection Customer's Generating Facility will interconnect with, and operate in parallel with, the Utility's System.

1.3 No Agreement to Purchase or Deliver Power or RECs

This Agreement does not constitute an agreement to purchase or deliver the Interconnection Customer's power or Renewable Energy Certificates (RECs). The purchase or delivery of power, RECs that might result from the operation of the Generating Facility, and other services that the Interconnection Customer may require will be covered under separate agreements, if any. The Interconnection Customer will be responsible for separately making all necessary arrangements (including scheduling) for delivery of electricity with the applicable Utility.

1.4 Limitations

Nothing in this Agreement is intended to affect any other agreement between the Utility and the Interconnection Customer.

1.5 Responsibilities of the Parties

- 1.5.1 The Parties shall perform all obligations of this Agreement in accordance with all Applicable Laws and Regulations, Operating Requirements, and Good Utility Practice.
- 1.5.2 The Interconnection Customer shall construct, interconnect, operate and maintain its Generating Facility and construct, operate, and maintain its Interconnection Facilities in accordance with the applicable manufacturer's recommended maintenance schedule, and in accordance with this Agreement, and with Good Utility Practice.
- 1.5.3 The Utility shall construct, operate, and maintain its System and Interconnection Facilities in accordance with this Agreement, and with Good Utility Practice.
- 1.5.4 The Interconnection Customer agrees to construct its facilities or systems in accordance with applicable specifications that meet or exceed those provided by the National Electrical Safety Code, the American National Standards Institute, IEEE, Underwriters' Laboratories, and Operating Requirements in effect at the time of construction and other applicable national and state codes and standards. The Interconnection Customer agrees to design, install, maintain, and operate its Generating Facility so as to reasonably minimize the likelihood of a disturbance adversely affecting or impairing the System or equipment of the Utility and any Affected Systems.
- 1.5.5 Each Party shall operate, maintain, repair, and inspect, and shall be fully responsible for the facilities that it now or subsequently may own unless otherwise specified in the Appendices to this Agreement. Each Party shall be responsible for the safe installation, maintenance, repair and condition of their respective lines and appurtenances on their respective sides of the point of change of ownership. The Utility and the Interconnection

Customer, as appropriate, shall provide Interconnection Facilities that adequately protect the Utility's System, personnel, and other persons from damage and injury. The allocation of responsibility for the design, installation, operation, maintenance and ownership of Interconnection Facilities shall be delineated in the Appendices to this Agreement.

1.5.6 The Utility shall coordinate with all Affected Systems to support the interconnection.

1.5.7 The Customer shall not operate the Generating Facility in such a way that the Generating Facility would exceed the Maximum Generating Capacity.

1.6 Parallel Operation Obligations

Once the Generating Facility has been authorized to commence parallel operation, the Interconnection Customer shall abide by all rules and procedures pertaining to the parallel operation of the Generating Facility in the applicable control area, including, but not limited to: 1) any rules and procedures concerning the operation of generation set forth in Commission-approved tariffs or by the applicable system operator(s) for the Utility's System and; 2) the Operating Requirements set forth in Appendix 5 of this Agreement.

1.7 Metering

The Interconnection Customer shall be responsible for the Utility's reasonable and necessary cost for the purchase, installation, operation, maintenance, testing, repair, and replacement of metering and data acquisition equipment specified in Appendices 2 and 3 of this Agreement. The Interconnection Customer's metering (and data acquisition, as required) equipment shall conform to applicable industry rules and Operating Requirements.

1.8 Reactive Power

1.8.1 The Interconnection Customer shall design its Generating Facility to maintain a composite power delivery at continuous rated power output at the Point of Interconnection at a power factor within the range of 0.95 leading to 0.95 lagging, unless the Utility has established different requirements that apply to all similarly situated generators in the control area on a comparable basis. The requirements of this paragraph shall not apply to wind generators.

1.8.2 The Utility is required to pay the Interconnection Customer for reactive power that the Interconnection Customer provides or absorbs from the Generating Facility when the Utility requests the Interconnection Customer to operate its Generating Facility outside the range specified in Article 1.8.1 or outside the range established by the Utility that applies to all similarly situated generators in the control area. In addition, if the Utility

pays its own or affiliated generators for reactive power service within the specified range, it must also pay the Interconnection Customer.

- 1.8.3 Payments shall be in accordance with the Utility's applicable rate schedule then in effect unless the provision of such service(s) is subject to a regional transmission organization or independent system operator FERC-approved rate schedule. To the extent that no rate schedule is in effect at the time the Interconnection Customer is required to provide or absorb reactive power under this Agreement, the Parties agree to expeditiously file such rate schedule and agree to support any request for waiver of any prior notice requirement in order to compensate the Interconnection Customer from the time service commenced.

1.9 Capitalized Terms

Capitalized terms used herein shall have the meanings specified in the Glossary of Terms in Attachment 1 of the North Carolina Interconnection Procedures or the body of this Agreement.

Article 2. Inspection, Testing, Authorization, and Right of Access

2.1 Equipment Testing and Inspection

- 2.1.1 The Interconnection Customer shall test and inspect its Generating Facility and Interconnection Facilities prior to interconnection. The Interconnection Customer shall notify the Utility of such activities no fewer than ten (10) Business Days (or as may be agreed to by the Parties) prior to such testing and inspection. Testing and inspection shall occur on a Business Day, unless otherwise agreed to by the Parties. The Utility may, at its own expense, send qualified personnel to the Generating Facility site to inspect the interconnection and observe the testing. The Interconnection Customer shall provide the Utility a written test report when such testing and inspection is completed.
- 2.1.2 The Utility shall provide the Interconnection Customer written acknowledgment that it has received the Interconnection Customer's written test report. Such written acknowledgment shall not be deemed to be or construed as any representation, assurance, guarantee, or warranty by the Utility of the safety, durability, suitability, or reliability of the Generating Facility or any associated control, protective, and safety devices owned or controlled by the Interconnection Customer or the quality of power produced by the Generating Facility.
- 2.1.3 In addition to the Utility's observation of the Interconnection Customer's testing and inspection of its Generating Facility and Interconnection Facilities pursuant to this Section, the Utility may also require inspection and testing of Interconnection Facilities that can impact the integrity or safety of the Utility's System or otherwise cause adverse operating effects,

as described in Section 3.4.4. Such inspection and testing activities will be performed by the Utility or a third-party independent contractor approved by the Utility and at a time mutually agreed to by the Interconnection Customer and will be performed at the Interconnection Customer's expense. The scope of required inspection and testing will be consistent across similar types of generating facilities.

2.2 Authorization Required Prior to Parallel Operation

- 2.2.1 The Utility shall use Reasonable Efforts to list applicable parallel operation requirements in Appendix 5 of this Agreement. Additionally, the Utility shall notify the Interconnection Customer of any changes to these requirements as soon as they are known. The Utility shall make Reasonable Efforts to cooperate with the Interconnection Customer in meeting requirements necessary for the Interconnection Customer to commence parallel operations by the in-service date.
- 2.2.2 The Interconnection Customer shall not operate its Generating Facility in parallel with the Utility's System without prior written authorization of the Utility. The Utility will provide such authorization once the Utility receives notification that the Interconnection Customer has complied with all applicable parallel operation requirements. Such authorization shall not be unreasonably withheld, conditioned, or delayed.

2.3 Right of Access

- 2.3.1 Upon reasonable notice, the Utility may send a qualified person to the premises of the Interconnection Customer at or before the time the Generating Facility first produces energy to inspect the interconnection and those Interconnection Customer facilities which can impact the integrity or safety of the Utility's System or otherwise cause adverse operating effects, as described in Section 3.4.4, and observe the commissioning of the Generating Facility (including any required testing), startup, and operation for a period of up to three (3) Business Days after initial start-up of the unit. In addition, the Interconnection Customer shall notify the Utility at least five (5) Business Days prior to conducting any on-site verification testing of the Generating Facility.
- 2.3.2 Following the initial inspection process described above, at reasonable hours, and upon reasonable notice, or at any time without notice in the event of an emergency or hazardous condition, the Utility shall have access to the Interconnection Customer's premises for any reasonable purpose in connection with the performance of the obligations imposed on it by this Agreement or if necessary to meet its legal obligation to provide service to its customers.

- 2.3.3 Each Party shall be responsible for its own costs associated with following this Article, with the exception of Utility-required inspection and testing described in Section 2.1.3, the costs for which shall be the responsibility of the Interconnection Customer.

Article 3. Effective Date, Term, Termination, and Disconnection

3.1 Effective Date

This Agreement shall become effective upon execution by the Parties.

3.2 Term of Agreement

This Agreement shall become effective on the Effective Date and shall remain in effect for a period of ten (10) years from the Effective Date or such other longer period as the Interconnection Customer may request and shall be automatically renewed for each successive one-year period thereafter, unless terminated earlier in accordance with Article 3.3 of this Agreement.

3.3 Termination

No termination shall become effective until the Parties have complied with all Applicable Laws and Regulations applicable to such termination.

3.3.1 The Interconnection Customer may terminate this Agreement at any time by giving the Utility 20 Business Days written notice and physically and permanently disconnecting the Generating Facility from the Utility's System.

3.3.2 The Utility may terminate this Agreement upon the Interconnection Customer's failure to timely make the payment(s) required by Article 6.1.1 pursuant to the milestones specified in Appendix 4, or to comply with the requirements of Article 7.1.2 or Article 7.1.3.

3.3.3 Either Party may terminate this Agreement after Default pursuant to Article 7.6.

3.3.4 Upon termination of this Agreement, the Generating Facility will be disconnected from the Utility's System. All costs required to effectuate such disconnection shall be borne by the terminating Party, unless such termination resulted from the non-terminating Party's Default of this Agreement or such non-terminating Party otherwise is responsible for these costs under this Agreement.

3.3.5 The termination of this Agreement shall not relieve either Party of its liabilities and obligations, owed or continuing at the time of the termination, including any remaining term requirements for payment of Charges that are billed under a monthly payment option as prescribed in Article 6.

- 3.3.6 The provisions of this article shall survive termination or expiration of this Agreement.

3.4 Temporary Disconnection

Temporary disconnection shall continue only for so long as reasonably necessary under Good Utility Practice.

3.4.1 Emergency Conditions

“Emergency Condition” shall mean a condition or situation: (1) that in the judgment of the Party making the claim is imminently likely to endanger life or property; or (2) that, in the case of the Utility, is imminently likely (as determined in a non-discriminatory manner) to cause a material adverse effect on the security of, or damage to the Utility’s System, the Utility’s Interconnection Facilities or the systems of others to which the Utility’s System is directly connected; or (3) that, in the case of the Interconnection Customer, is imminently likely (as determined in a nondiscriminatory manner) to cause a material adverse effect on the security of, or damage to, the Generating Facility or the Interconnection Customer’s Interconnection Facilities.

Under Emergency Conditions, the Utility may immediately suspend interconnection service and temporarily disconnect the Generating Facility. The Utility shall notify the Interconnection Customer promptly when it becomes aware of an Emergency Condition that may reasonably be expected to affect the Interconnection Customer’s operation of the Generating Facility. The Interconnection Customer shall notify the Utility promptly when it becomes aware of an Emergency Condition that may reasonably be expected to affect the Utility’s System or any Affected Systems. To the extent information is known, the notification shall describe the Emergency Condition, the extent of the damage or deficiency, the expected effect on the operation of both Parties’ facilities and operations, its anticipated duration, and the necessary corrective action.

3.4.2 Routine Maintenance, Construction, and Repair

The Utility may interrupt interconnection service or curtail the output of the Generating Facility and temporarily disconnect the Generating Facility from the Utility’s System when necessary for routine maintenance, construction, and repairs on the Utility’s System. The Utility shall provide the Interconnection Customer with two (2) Business Days notice prior to such interruption. The Utility shall use Reasonable Efforts to coordinate such reduction or temporary disconnection with the Interconnection Customer.

3.4.3 Forced Outages

During any forced outage, the Utility may suspend interconnection service to effect immediate repairs on the Utility's System. The Utility shall use Reasonable Efforts to provide the Interconnection Customer with prior notice. If prior notice is not given, the Utility shall, upon request, provide the Interconnection Customer written documentation after the fact explaining the circumstances of the disconnection.

3.4.4 Adverse Operating Effects

The Utility shall notify the Interconnection Customer as soon as practicable if, based on Good Utility Practice, operation of the Generating Facility may cause disruption or deterioration of service to other customers served from the same electric System, or if operating the Generating Facility could cause damage to the Utility's System or Affected Systems. Supporting documentation used to reach the decision to disconnect shall be provided to the Interconnection Customer upon request. If, after notice, the Interconnection Customer fails to remedy the adverse operating effect within a reasonable time, the Utility may disconnect the Generating Facility. The Utility shall provide the Interconnection Customer with five (5) Business Day notice of such disconnection, unless the provisions of Article 3.4.1 apply.

3.4.5 Modification of the Generating Facility

The Interconnection Customer must receive written authorization from the Utility before making a Material Modification or any other change to the Generating Facility that may have a material impact on the safety or reliability of the Utility's System. Such authorization shall not be unreasonably withheld. Modifications shall be done in accordance with Good Utility Practice. If the Interconnection Customer makes such modification without the Utility's prior written authorization, the latter shall have the right to temporarily disconnect the Generating Facility.

3.4.6 Reconnection

The Parties shall cooperate with each other to restore the Generating Facility, Interconnection Facilities, and the Utility's System to their normal operating state as soon as reasonably practicable following a temporary or emergency disconnection.

Article 4. Cost Responsibility for Interconnection Facilities and Distribution Upgrades

4.1 Interconnection Facilities

- 4.1.1 The Interconnection Customer shall pay for the cost of the Interconnection Facilities itemized in Appendix 2 of this Agreement. The Utility shall provide a best estimate cost, including overheads, for the purchase and construction of its Interconnection Facilities and provide a detailed itemization of such costs. Costs associated with Interconnection Facilities may be shared with other entities that may benefit from such facilities by agreement of the Interconnection Customer, such other entities, and the Utility.
- 4.1.2 The Interconnection Customer shall be responsible for its share of all reasonable expenses, including overheads, associated with (1) owning, operating, maintaining, repairing, and replacing its own Interconnection Facilities, and (2) operating, maintaining, repairing, and replacing the Utility's Interconnection Facilities.

4.2 Distribution Upgrades

The Utility shall design, procure, construct, install, and own the Distribution Upgrades described in Appendix 6 of this Agreement. If the Utility and the Interconnection Customer agree, the Interconnection Customer may construct Distribution Upgrades that are located on land owned by the Interconnection Customer. The actual cost of the Distribution Upgrades, including overheads, on-going operations, maintenance, repair, and replacement, shall be directly assigned to the Interconnection Customer.

Article 5. Cost Responsibility for Network Upgrades

5.1 Applicability

No portion of this Article 5 shall apply unless the interconnection of the Generating Facility requires Network Upgrades.

5.2 Network Upgrades

The Utility shall design, procure, construct, install, and own the Network Upgrades described in Appendix 6 of this Agreement. If the Utility and the Interconnection Customer agree, the Interconnection Customer may construct Network Upgrades that are located on land owned by the Interconnection Customer. Unless the Utility elects to pay for Network Upgrades, the actual cost of the Network Upgrades, including overheads, on-going operations, maintenance, repair, and replacement shall be borne by the Interconnection Customer.

Article 6. Billing, Payment, Milestones, and Financial Security

6.1 Billing and Payment Procedures and Final Accounting

- 6.1.1 The Interconnection Customer shall pay 100% of required Interconnection Facilities and any other charges as required in Appendix 2 pursuant to the milestones specified in Appendix 4.

The Interconnection Customer shall pay 100% of required Upgrades and any other charges as required in Appendix 6 pursuant to the milestones specified in Appendix 4.

Upon receipt of 100% of the foregoing pre-payment charges for Upgrades, the payment is not refundable due to cancellation of the Interconnection Request for any reason. However, if an Interconnection Customer terminates its Interconnection Agreement and cancels its facility, it shall be entitled to a refund of any unspent amounts that had been collected by the Utility for the Interconnection Customer's Interconnection Facilities.

- 6.1.2 If implemented by the Utility or requested by the Interconnection Customer in writing within 15 Business Days of the Interconnection Facilities Delivery Date, the Utility shall provide the Interconnection Customer a final accounting report within 120 Business Days addressing any difference between (1) the Interconnection Customer's cost responsibility for the actual cost of such facilities or Upgrades, and (2) the Interconnection Customer's previous aggregate payments to the Utility for such facilities or Upgrades. If the Interconnection Customer's cost responsibility exceeds its previous aggregate payments, the Utility shall invoice the Interconnection Customer for the amount due and the Interconnection Customer shall make payment to the Utility within 20 Business Days. If the Interconnection Customer's previous aggregate payments exceed its cost responsibility under this Agreement, the Utility shall refund to the Interconnection Customer an amount equal to the difference within 20 Business Days of the final accounting report. If necessary and appropriate as a result of the final accounting, the Utility may also adjust the monthly charges set forth in Appendix 2 of the Interconnection Agreement.
- 6.1.3 The Utility shall also bill the Interconnection Customer for the costs associated with operating, maintaining, repairing and replacing the Utility's System Upgrades, as set forth in Appendix 6 of this Agreement. The Utility shall bill the Interconnection Customer for the costs of providing the Utility's Interconnection Facilities including the costs for on-going operations, maintenance, repair and replacement of the Utility's Interconnection Facilities under a Utility rate schedule, tariff, rider or service regulation providing for extra facilities or additional facilities charges, as set forth in Appendix 2 of this Agreement, such monthly charges to continue throughout the entire life of the interconnection.

6.2 Milestones

The Parties shall agree on milestones for which each Party is responsible and list them in Appendix 4 of this Agreement. A Party's obligations under this provision may be extended by agreement, except for timing for Payment or Financial Security-related requirements set forth in the milestones, which shall adhere to Section 5.2.4 of the Standards. If a Party anticipates that it will be unable to meet a milestone for any reason other than a Force Majeure Event, it shall immediately notify the other Party of the reason(s) for not meeting the milestone and (1) propose the earliest reasonable alternate date by which it can attain this and future milestones, and (2) request appropriate amendments to Appendix 4. The Party affected by the failure to meet a milestone shall not unreasonably withhold agreement to such an amendment unless (1) it will suffer significant uncompensated economic or operational harm from the delay, (2) the delay will materially affect the schedule of another Interconnection Customer with subordinate Queue Position, (3) attainment of the same milestone has previously been delayed, or (4) it has reason to believe that the delay in meeting the milestone is intentional or unwarranted notwithstanding the circumstances explained by the Party proposing the amendment.

6.3 Financial Security Arrangements

Pursuant to the Interconnection Agreement Milestones Appendix 4, the Interconnection Customer shall provide the Utility a letter of credit or other financial security arrangement that is reasonably acceptable to the Utility and is consistent with the Uniform Commercial Code of North Carolina. Such security for payment shall be in an amount sufficient to cover the costs for constructing, designing, procuring, and installing the applicable portion of the Utility's Interconnection Facilities and shall be reduced on a dollar-for-dollar basis for payments made to the Utility under this Agreement during its term. In addition:

- 6.3.1 The guarantee must be made by an entity that meets the creditworthiness requirements of the Utility, and contain terms and conditions that guarantee payment of any amount that may be due from the Interconnection Customer, up to an agreed-to maximum amount.
- 6.3.2 The letter of credit must be issued by a financial institution or insurer reasonably acceptable to the Utility and must specify a reasonable expiration date.
- 6.3.3 The Utility may waive the security requirements if its credit policies show that the financial risks involved are *de minimus*, or if the Utility's policies allow the acceptance of an alternative showing of credit-worthiness from the Interconnection Customer.

Article 7. Assignment, Liability, Indemnity, Force Majeure, Consequential Damages, and Default

7.1 Assignment

- 7.1.1 The Interconnection Customer shall notify the Utility of the pending sale of an existing Generating Facility in writing. The Interconnection Customer shall provide the Utility with information regarding whether the sale is a change of ownership of the Generating Facility to a new legal entity, or a change of control of the existing legal entity.
- 7.1.2 The Interconnection Customer shall promptly notify the Utility of the final date of sale and transfer date of ownership in writing. The purchaser of the Generating Facility shall confirm to the Utility the final date of sale and transfer date of ownership in writing
- 7.1.3 This Agreement shall not survive the transfer of ownership of the Generating Facility to a new legal entity owner. The new owner must complete a new Interconnection Request and submit it to the Utility within 20 Business Days of the transfer of ownership or the Utility's Interconnection Facilities shall be removed or disabled and the Generating Facility disconnected from the Utility's System. The Utility shall not study or inspect the Generating Facility unless the new owner's Interconnection Request indicates that a Material Modification has occurred or is proposed.
- 7.1.4 This Agreement shall survive a change of control of the Generating Facility' legal entity owner, where only the contact information in the Interconnection Agreement must be modified. The new owner must complete a new Interconnection Request and submit it to the Utility within 20 Business Days of the change of control and provide the new contact information. The Utility shall not study or inspect the Generating Facility unless the new owner's Interconnection Request indicates that a Material Modification has occurred or is proposed.
- 7.1.5 The Interconnection Customer shall have the right to assign this Agreement, without the consent of the Utility, for collateral security purposes to aid in providing financing for the Generating Facility, provided that the Interconnection Customer will promptly notify the Utility of any such assignment. Assignment shall not relieve a Party of its obligations, nor shall a Party's obligations be enlarged, in whole or in part, by reason thereof.
- 7.1.6 Any attempted assignment that violates this article is void and ineffective.

7.2 Limitation of Liability

Each Party's liability to the other Party for any loss, cost, claim, injury, liability, or expense, including reasonable attorney's fees, relating to or arising from any act or omission in its performance of this Agreement, shall be limited to the amount of direct damage actually incurred. In no event shall either Party be liable to the other Party for any indirect, special, incidental, consequential, or punitive damages of any kind, except as authorized by this Agreement.

7.3 Indemnity

- 7.3.1 This provision protects each Party from liability incurred to third parties as a result of carrying out the provisions of this Agreement. Liability under this provision is exempt from the general limitations on liability found in Article 7.2.
- 7.3.2 The Parties shall at all times indemnify, defend, and save the other Party harmless from, any and all damages, losses, claims, including claims and actions relating to injury to or death of any person or damage to property, demand, suits, recoveries, costs and expenses, court costs, attorney fees, and all other obligations by or to third parties, arising out of or resulting from the other Party's action or inaction of its obligations under this Agreement on behalf of the indemnifying Party, except in cases of gross negligence or intentional wrongdoing by the indemnified Party.
- 7.3.3 If an indemnified Party is entitled to indemnification under this Article as a result of a claim by a third party, and the indemnifying Party fails, after notice and reasonable opportunity to proceed under this Article, to assume the defense of such claim, such indemnified Party may at the expense of the indemnifying Party contest, settle or consent to the entry of any judgment with respect to, or pay in full, such claim.
- 7.3.4 If an indemnifying Party is obligated to indemnify and hold any indemnified Party harmless under this Article, the amount owing to the indemnified Party shall be the amount of such indemnified Party's actual loss, net of any insurance or other recovery.
- 7.3.5 Promptly after receipt by an indemnified Party of any claim or notice of the commencement of any action or administrative or legal proceeding or investigation as to which the indemnity provided for in this Article may apply, the indemnified Party shall notify the indemnifying Party of such fact. Any failure of or delay in such notification shall not affect a Party's indemnification obligation unless such failure or delay is materially prejudicial to the indemnifying Party.

7.4 Consequential Damages

Other than as expressly provided for in this Agreement, neither Party shall be liable under any provision of this Agreement for any losses, damages, costs or expenses for any special, indirect, incidental, consequential, or punitive damages, including but not limited to loss of profit or revenue, loss of the use of equipment, cost of capital, cost of temporary equipment or services, whether based in whole or in part in contract, in tort, including negligence, strict liability, or any other theory of liability; provided, however, that damages for which a Party may be liable to the other Party under another agreement will not be considered to be special, indirect, incidental, or consequential damages hereunder.

7.5 Force Majeure

7.5.1 As used in this article, a Force Majeure Event shall mean any act of God, labor disturbance, act of the public enemy, war, insurrection, riot, fire, storm or flood, explosion, breakage or accident to machinery or equipment, any order, regulation or restriction imposed by governmental, military or lawfully established civilian authorities, or any other cause beyond a Party's control. A Force Majeure Event does not include an act of negligence or intentional wrongdoing.

7.5.2 If a Force Majeure Event prevents a Party from fulfilling any obligations under this Agreement, the Party affected by the Force Majeure Event (Affected Party) shall promptly notify the other Party, either in writing or via the telephone, of the existence of the Force Majeure Event. The notification must specify in reasonable detail the circumstances of the Force Majeure Event, its expected duration, and the steps that the Affected Party is taking to mitigate the effects of the event on its performance. The Affected Party shall keep the other Party informed on a continuing basis of developments relating to the Force Majeure Event until the event ends. The Affected Party will be entitled to suspend or modify its performance of obligations under this Agreement (other than the obligation to make payments) only to the extent that the effect of the Force Majeure Event cannot be mitigated by the use of Reasonable Efforts. The Affected Party will use Reasonable Efforts to resume its performance as soon as possible.

7.6 Default

7.6.1 No Default shall exist where such failure to discharge an obligation (other than the payment of money or provision of Financial Security) is the result of a Force Majeure Event as defined in this Agreement or the result of an act or omission of the other Party. Upon a Default, the non-defaulting Party shall give written notice of such Default to the defaulting Party. Except as provided in Article 7.6.2, the defaulting Party shall have five (5) Business Days from receipt of the Default notice within which to cure such Default.

- 7.6.2 If a Default is not cured as provided in this Article, the non-defaulting Party shall have the right to terminate this Agreement by written notice at any time until cure occurs, and be relieved of any further obligation hereunder and, whether or not that Party terminates this Agreement, to recover from the defaulting Party all amounts due hereunder, plus all other damages and remedies to which it is entitled at law or in equity. The provisions of this article will survive termination of this Agreement.

Article 8. Insurance

- 8.1 The Interconnection Customer shall obtain and retain, for as long as the Generating Facility is interconnected with the Utility's System, liability insurance which protects the Interconnection Customer from claims for bodily injury and/or property damage. The amount of such insurance shall be sufficient to insure against all reasonably foreseeable direct liabilities given the size and nature of the generating equipment being interconnected, the interconnection itself, and the characteristics of the system to which the interconnection is made. This insurance shall be primary for all purposes. The Interconnection Customer shall provide certificates evidencing this coverage as required by the Utility. Such insurance shall be obtained from an insurance provider authorized to do business in North Carolina. The Utility reserves the right to refuse to establish or continue the interconnection of the Generating Facility with the Utility's System, if such insurance is not in effect.
- 8.1.1 For an Interconnection Customer that is a residential customer of the Utility proposing to interconnect a Generating Facility no larger than 250 kW, the required coverage shall be a standard homeowner's insurance policy with liability coverage in the amount of at least \$100,000 per occurrence.
- 8.1.2 For an Interconnection Customer that is a non-residential customer of the Utility proposing to interconnect a Generating Facility no larger than 250 kW, the required coverage shall be comprehensive general liability insurance with coverage in the amount of at least \$300,000 per occurrence.
- 8.1.3 For an Interconnection Customer that is a non-residential customer of the Utility proposing to interconnect a Generating Facility greater than 250 kW, the required coverage shall be comprehensive general liability insurance with coverage in the amount of at least \$1,000,000 per occurrence.
- 8.1.4 An Interconnection Customer of sufficient credit-worthiness may propose to provide this insurance via a self-insurance program if it has a self-insurance program established in accordance with commercially acceptable risk management practices, and such a proposal shall not be unreasonably rejected.
- 8.2 The Utility agrees to maintain general liability insurance or self-insurance consistent with the Utility's commercial practice. Such insurance or self-insurance

shall not exclude coverage for the Utility's liabilities undertaken pursuant to this Agreement.

- 8.3 The Parties further agree to notify each other whenever an accident or incident occurs resulting in any injuries or damages that are included within the scope of coverage of such insurance, whether or not such coverage is sought.

Article 9. Confidentiality

- 9.1 Confidential Information shall mean any confidential and/or proprietary information provided by one Party to the other Party that is clearly marked or otherwise designated "Confidential." For purposes of this Agreement all design, operating specifications, and metering data provided by the Interconnection Customer shall be deemed Confidential Information regardless of whether it is clearly marked or otherwise designated as such.
- 9.2 Confidential Information does not include information previously in the public domain, required to be publicly submitted or divulged by Governmental Authorities (after notice to the other Party and after exhausting any opportunity to oppose such publication or release), or necessary to be divulged in an action to enforce this Agreement. Each Party receiving Confidential Information shall hold such information in confidence and shall not disclose it to any third party nor to the public without the prior written authorization from the Party providing that information, except to fulfill obligations under this Agreement, or to fulfill legal or regulatory requirements.
- 9.2.1 Each Party shall employ at least the same standard of care to protect Confidential Information obtained from the other Party as it employs to protect its own Confidential Information.
- 9.2.2 Each Party is entitled to equitable relief, by injunction or otherwise, to enforce its rights under this provision to prevent the release of Confidential Information without bond or proof of damages, and may seek other remedies available at law or in equity for breach of this provision.
- 9.2.3 All information pertaining to a project will be provided to the new owner in the case of a change of control of the existing legal entity or a change of ownership to a new legal entity.
- 9.3 If information is requested by the Commission from one of the Parties that is otherwise required to be maintained in confidence pursuant to this Agreement, the Party shall provide the requested information to the Commission within the time provided for in the request for information. In providing the information to the Commission, the Party may request that the information be treated as confidential and non-public in accordance with North Carolina law and that the information be withheld from public disclosure.

Article 10. Disputes

- 10.1 The Parties agree to attempt to resolve all disputes arising out of the interconnection process according to the provisions of this Article.
- 10.2 In the event of a dispute, either Party shall provide the other Party with a written notice of dispute. Such notice shall describe in detail the nature of the dispute.
- 10.3 If the dispute has not been resolved within 20 Business Days after receipt of the notice, either Party may contact the Public Staff for assistance in informally resolving the dispute, or the Parties may mutually agree to continue negotiations for up to an additional 20 Business Days. In the alternative, the Parties may, upon mutual agreement, seek the assistance of a dispute resolution service to resolve the dispute within 20 Business Days, with the opportunity to extend this timeline upon mutual agreement. If the Parties are unable to informally resolve the dispute, either Party may then file a formal complaint with the Commission.
- 10.4 Each Party agrees to conduct all negotiations in good faith.

Article 11. Taxes

- 11.1 The Parties agree to follow all applicable tax laws and regulations, consistent with North Carolina and federal policy and revenue requirements.
- 11.2 Each Party shall cooperate with the other to maintain the other Party's tax status. Nothing in this Agreement is intended to adversely affect the Utility's tax exempt status with respect to the issuance of bonds including, but not limited to, local furnishing bonds.

Article 12. Miscellaneous

12.1 Governing Law, Regulatory Authority, and Rules

The validity, interpretation and enforcement of this Agreement and each of its provisions shall be governed by the laws of the State of North Carolina, without regard to its conflicts of law principles. This Agreement is subject to all Applicable Laws and Regulations. Each Party expressly reserves the right to seek changes in, appeal, or otherwise contest any laws, orders, or regulations of a Governmental Authority.

12.2 Amendment

The Parties may amend this Agreement by a written instrument duly executed by both Parties, or under Article 12.12 of this Agreement.

12.3 No Third-Party Beneficiaries

This Agreement is not intended to and does not create rights, remedies, or benefits of any character whatsoever in favor of any persons, corporations, associations, or entities other than the Parties, and the obligations herein assumed are solely for the use and benefit of the Parties, their successors in interest and where permitted, their assigns.

12.4 Waiver

12.4.1 The failure of a Party to this Agreement to insist, on any occasion, upon strict performance of any provision of this Agreement will not be considered a waiver of any obligation, right, or duty of, or imposed upon, such Party.

12.4.2 Any waiver at any time by either Party of its rights with respect to this Agreement shall not be deemed a continuing waiver or a waiver with respect to any other failure to comply with any other obligation, right, or duty of this Agreement. Termination or default of this Agreement for any reason by Interconnection Customer shall not constitute a waiver of the Interconnection Customer's legal rights to obtain an interconnection from the Utility. Any waiver of this Agreement shall, if requested, be provided in writing.

12.5 Entire Agreement

This Agreement, including all Appendices, constitutes the entire agreement between the Parties with reference to the subject matter hereof, and supersedes all prior and contemporaneous understandings or agreements, oral or written, between the Parties with respect to the subject matter of this Agreement. There are no other agreements, representations, warranties, or covenants which constitute any part of the consideration for, or any condition to, either Party's compliance with its obligations under this Agreement.

12.6 Multiple Counterparts

This Agreement may be executed in two or more counterparts, each of which is deemed an original but all constitute one and the same instrument.

12.7 No Partnership

This Agreement shall not be interpreted or construed to create an association, joint venture, agency relationship, or partnership between the Parties or to impose any partnership obligation or partnership liability upon either Party. Neither Party shall have any right, power or authority to enter into any agreement or undertaking for, or act on behalf of, or to act as or be an agent or representative of, or to otherwise bind, the other Party.

12.8 Severability

If any provision or portion of this Agreement shall for any reason be held or adjudged to be invalid or illegal or unenforceable by any court of competent jurisdiction or other Governmental Authority, (1) such portion or provision shall be deemed separate and independent, (2) the Parties shall negotiate in good faith to restore insofar as practicable the benefits to each Party that were affected by such ruling, and (3) the remainder of this Agreement shall remain in full force and effect.

12.9 Security Arrangements

Infrastructure security of electric system equipment and operations and control hardware and software is essential to ensure day-to-day reliability and operational security. All Utilities are expected to meet basic standards for electric system infrastructure and operational security, including physical, operational, and cyber-security practices.

12.10 Environmental Releases

Each Party shall notify the other Party, first orally and then in writing, of the release of any hazardous substances, any asbestos or lead abatement activities, or any type of remediation activities related to the Generating Facility or the Interconnection Facilities, each of which may reasonably be expected to affect the other Party. The notifying Party shall (1) provide the notice as soon as practicable, provided such Party makes a good faith effort to provide the notice no later than 24 hours after such Party becomes aware of the occurrence, and (2) promptly furnish to the other Party copies of any publicly available reports filed with any Governmental Authorities addressing such events.

12.11 Subcontractors

Nothing in this Agreement shall prevent a Party from utilizing the services of any subcontractor as it deems appropriate to perform its obligations under this Agreement; provided, however, that each Party shall require its subcontractors to comply with all applicable terms and conditions of this Agreement in providing such services and each Party shall remain primarily liable to the other Party for the performance of such subcontractor.

12.11.1 The creation of any subcontract relationship shall not relieve the hiring Party of any of its obligations under this Agreement. The hiring Party shall be fully responsible to the other Party for the acts or omissions of any subcontractor the hiring Party hires as if no subcontract had been made; provided, however, that in no event shall the Utility be liable for the actions or inactions of the Interconnection Customer or its subcontractors with respect to obligations of the Interconnection Customer under this Agreement. Any applicable obligation imposed by this Agreement upon the hiring Party shall be equally binding upon, and shall be construed as having application to, any subcontractor of such Party.

12.11.2 The obligations under this article will not be limited in any way by any limitation of subcontractor's insurance.

12.12 Reservation of Rights

The Utility shall have the right to make a unilateral filing with the Commission to modify this Agreement with respect to any rates, terms and conditions, charges, or classifications of service, and the Interconnection Customer shall have the right to make a unilateral filing with the Commission to modify this Agreement; provided that each Party shall have the right to protest any such filing by the other Party and to participate fully in any proceeding before the Commission in which such modifications may be considered. Nothing in this Agreement shall limit the rights of the Parties except to the extent that the Parties otherwise agree as provided herein.

Article 13. Notices

13.1 General

Unless otherwise provided in this Agreement, any written notice, demand, or request required or authorized in connection with this Agreement (Notice) shall be deemed properly given if delivered in person, delivered by recognized national courier service, sent by first class mail, postage prepaid, or sent electronically to the person specified below:

If to the Interconnection Customer:

Interconnection Customer: _____

Attention: _____

Address: _____

City: _____ State: _____ Zip: _____

E-Mail Address: _____

Phone: _____ Fax: _____

If to the Utility:

Utility: _____

Attention: _____

Address: _____

City: _____ State: _____ Zip: _____

E-Mail Address: _____

Phone: _____ Fax: _____

13.2 Billing and Payment

Billings and payments shall be sent to the addresses set out below: If to the Interconnection Customer:

Interconnection Customer: _____

Attention: _____

Address: _____

City: _____ State: _____ Zip: _____

E-Mail Address: _____

If to the Utility:

Utility: _____

Attention: _____

Address: _____

City: _____ State: _____ Zip: _____

E-Mail Address: _____

13.3 Alternative Forms of Notice

Any notice or request required or permitted to be given by either Party to the other and not required by this Agreement to be given in writing may be so given by telephone, facsimile or e-mail to the telephone numbers and e-mail addresses set out below:

If to the Interconnection Customer:

Interconnection Customer: _____

Attention: _____

Address: _____

City: _____ State: _____ Zip: _____

Phone: _____ Fax: _____

E-Mail Address: _____

If to the Utility:

Utility: _____

Attention: _____

Address: _____

City: _____ State: _____ Zip: _____

Phone: _____ Fax: _____

E-Mail Address: _____

13.4 Designated Operating Representative

The Parties may also designate operating representatives to conduct the communications which may be necessary or convenient for the administration of this Agreement. This person will also serve as the point of contact with respect to operations and maintenance of the Party's facilities.

Interconnection Customer's Operating Representative:

Interconnection Customer: _____

Attention: _____

Address: _____

City: _____ State: _____ Zip: _____

Phone: _____ Fax: _____

E-Mail Address: _____

Utility's Operating Representative:

Utility: _____

Attention: _____

Address: _____

City: _____ State: _____ Zip: _____

Phone: _____ Fax: _____

E-Mail Address: _____

13.5 Changes to the Notice Information

Either Party may change this information by giving five Business Days written notice prior to the effective date of the change.

IN WITNESS WHEREOF, the Parties have caused this Agreement to be executed by their respective duly authorized representatives.

For the Utility

Name: _____

Print Name: _____

Title: _____

Date: _____

For the Interconnection Customer

Name: _____

Print Name: _____

Title: _____

Date: _____

Glossary of Terms

See Glossary of Terms, Attachment 1 to the North Carolina Interconnection Procedures

**Description and Costs of the Generating Facility,
Interconnection Facilities, and Metering Equipment**

Equipment, including the Generating Facility, Interconnection Facilities, and metering equipment shall be itemized and identified as being owned by the Interconnection Customer, or the Utility. The Utility will provide a best estimate itemized cost, including overheads, of its Interconnection Facilities and metering equipment, and a best estimate itemized cost of the annual operation and maintenance expenses associated with its Interconnection Facilities and metering equipment.

**One-line Diagram Depicting the Generating Facility,
Interconnection Facilities, Metering Equipment, and Upgrades**

This agreement will incorporate by reference the one-line diagram submitted by the Customer on _____, dated _____, with file name “_____” as part of the Interconnection Request, or as subsequently updated and provided to the Company.

Milestones

Requested Upgrade In-Service Date: _____

Requested Interconnection Facilities In-Service Date _____

Critical milestones and responsibility as agreed to by the Parties:

The build-out schedule does not include contingencies for deployment of Utility personnel to assist in outage restoration efforts on the Utility's System or the systems of other utilities with whom the Utility has a mutual assistance agreement. Consequently, the Requested In-Service Date may be delayed to the extent outage restoration work interrupts the design, procurement and construction of the requested facilities.

	Milestone	Completion Date	Responsible Party
1)			
2)			
3)			
4)			
5)			
6)			
7)			
8)			
9)			
10)	Expand as needed		

Signatures on next page

Agreed to for the Utility:

Name: _____

Print Name: _____

Date: _____

Agreed to for the Interconnection Customer:

Name: _____

Print Name: _____

Date: _____

**Additional Operating Requirements for the Utility's
System and Affected Systems Needed to Support
the Interconnection Customer's Needs**

The Utility shall also provide requirements that must be met by the Interconnection Customer prior to initiating parallel operation with the Utility's System.

**Utility's Description of its Upgrades and
Best Estimate of Upgrade Costs**

The Utility shall describe Upgrades and provide an itemized best estimate of the cost, including overheads, of the Upgrades and annual operation and maintenance expenses associated with such Upgrades. The Utility shall functionalize Upgrade costs and annual expenses as either transmission or distribution related.

Transitional Cluster System Impact Study Agreement

THIS AGREEMENT is made and entered into this _____ day of _____, 20____ by and between _____, a _____ organized and existing under the laws of the State of _____, ("Interconnection Customer,") and _____ a _____ existing under the laws of the State of _____, ("Utility"). Interconnection Customer and Utility each may be referred to as a "Party," or collectively as the "Parties."

RECITALS

WHEREAS, Interconnection Customer is proposing to develop and to interconnect a Generating Facility with the Utility's System or to develop a generating capacity addition to an existing Generating Facility consistent with the Interconnection Request submitted by Interconnection Customer dated _____ which is now being processed by the Utility as Queue Number _____; and

WHEREAS, the North Carolina Utilities Commission has authorized the Utility to transition to a Definitive Interconnection Study Process and Interconnection Customer has a valid Queue Number as of the effective date of the Revised Standard, and

WHEREAS, Section 1.1.3 and Section 1.10.2 of the revised North Carolina Interconnection Procedures afford the Interconnection Customer the option to be studied under a "Transitional Cluster Study," with equal Queue Position to all other Interconnection Requests that enter the Transitional Cluster Study, prior to the Utility fully implementing the Definitive Interconnection Study Process; and

WHEREAS, Interconnection Customer has requested the Utility to perform such a Transitional Cluster Study as described in Section 1.10.2 of the North Carolina Interconnection Procedures, which is a combined system impact Cluster Study to specify and estimate the cost of the equipment, engineering, procurement and construction work needed to physically and electrically connect the Generating Facility as well as other proposed Generating Facilities that established Queue Numbers prior to the Commission's authorization for the Utility to transition to a Definitive Interconnection Study Process.

NOW, THEREFORE, in consideration of and subject to the mutual covenants contained herein the Parties agreed as follows:

- 1.0 When used in this Agreement, with initial capitalization, the terms specified shall have the meanings indicated in the North Carolina Interconnection Procedures.

- 2.0 Interconnection Customer elects and the Utility shall cause to be performed a Transitional System Impact Cluster Study as described in Section 1.10.2 of the Revised Procedures. By execution of this Agreement, Interconnection Customer and Utility agree to rescind any previously executed System Impact Study Agreement and to complete the System Impact Cluster Study pursuant to this Agreement.
- 3.0 The Transitional Cluster Study shall be based upon the technical information provided by Interconnection Customer in the Interconnection Request. The Utility reserves the right to request additional technical information from Interconnection Customer as may reasonably become necessary consistent with Good Utility Practice during the course of the Transitional Cluster Study and Interconnection Customer shall provide such data. If the information requested by the Utility is not provided by the Interconnection Customer within a reasonable timeframe to be identified by the Utility in writing, the Utility shall provide the Interconnection Customer written notice providing an opportunity to cure such failure by the close of business on the tenth (10th) Business Day following the posted date of such notice, where failure to provide the information requested within this period shall result in the study being terminated and the Interconnection Request being deemed withdrawn.
- 4.0 The Transitional Cluster Study report shall provide the following information:
- identification of any circuit breaker short circuit capability limits exceeded as a result of the interconnection;
 - identification of any thermal overload or voltage limit violations resulting from the interconnection;
 - identification of any instability or inadequately damped response to system disturbances resulting from the interconnection, and
 - shall provide a description, estimated cost of, schedule for required facilities to interconnect the Generating Facility to the Utility's System and shall address the short circuit, instability, and power flow issues identified in the most recently published System Impact Study.
- 5.0 Interconnection Customer has met all requirements described in Section 1.10.2.1 of the North Carolina Interconnection Procedures within the timeframe prescribed by Section 1.1.3 to enter into the Transitional Cluster Study.
- 6.0 In addition to meeting all requirements of Section 1.10.2 to enter and proceed through the Transitional Cluster Study, Interconnection Customer shall have previously provided a deposit for the performance of Interconnection Studies at the time of its Interconnection Request. Interconnection Customer's initial deposit

shall be applied towards the Utility's cost of completing the Transitional Cluster Study, and shall be supplemented, if required, pursuant to Section 1.10.2.1.a.

The Interconnection Customer shall be allocated the actual costs of the Transitional Cluster Study according to the method described in Section 4.4.3 of the North Carolina Interconnection Procedures. If the Interconnection Customer withdraws from the Cluster Study or otherwise does not reach Commercial Operation, the Interconnection Customer's deposit shall be trued up for costs incurred by the Utility to complete the Transitional Cluster Study and the Withdrawal Penalty prescribed pursuant to Sections 1.10.2.4 and 1.10.2.5, and the remaining deposit shall be refunded to the Interconnection Customer pursuant to the process established in Section 6.3.3.

7.0 Governing Law, Regulatory Authority, and Rules

The validity, interpretation and enforcement of this Agreement and each of its provisions shall be governed by the laws of the State of North Carolina, without regard to its conflicts of law principles. This Agreement is subject to all Applicable Laws and Regulations. Each Party expressly reserves the right to seek changes in, appeal, or otherwise contest any laws, orders, or regulations of a Governmental Authority.

8.0 Amendment

The Parties may amend this Agreement by a written instrument duly executed by both Parties.

9.0. No Third-Party Beneficiaries

This Agreement is not intended to and does not create rights, remedies, or benefits of any character whatsoever in favor of any persons, corporations, associations, or entities other than the Parties, and the obligations herein assumed are solely for the use and benefit of the Parties, their successors in interest and where permitted, their assigns.

10.0. Waiver

10.1. The failure of a Party to this Agreement to insist, on any occasion, upon strict performance of any provision of this Agreement will not be considered a waiver of any obligation, right, or duty of, or imposed upon, such Party.

10.2. Any waiver at any time by either Party of its rights with respect to this Agreement shall not be deemed a continuing waiver or a waiver with respect to any other failure to comply with any other obligation, right, or duty of this Agreement. Termination or default of this Agreement for any reason by Interconnection Customer shall not constitute a waiver of the Interconnection Customer's legal rights to obtain an interconnection from

the Utility. Any waiver of this Agreement shall, if requested, be provided in writing.

11.0. Multiple Counterparts

This Agreement may be executed in two or more counterparts, each of which is deemed an original but all constitute one and the same instrument.

12.0. No Partnership

This Agreement shall not be interpreted or construed to create an association, joint venture, agency relationship, or partnership between the Parties or to impose any partnership obligation or partnership liability upon either Party. Neither Party shall have any right, power or authority to enter into any agreement or undertaking for, or act on behalf of, or to act as or be an agent or representative of, or to otherwise bind, the other Party.

13.0. Severability

If any provision or portion of this Agreement shall for any reason be held or adjudged to be invalid or illegal or unenforceable by any court of competent jurisdiction or other Governmental Authority, (1) such portion or provision shall be deemed separate and independent, (2) the Parties shall negotiate in good faith to restore insofar as practicable the benefits to each Party that were affected by such ruling, and (3) the remainder of this Agreement shall remain in full force and effect.

14.0. Subcontractors

Nothing in this Agreement shall prevent a Party from utilizing the services of any subcontractor as it deems appropriate to perform its obligations under this Agreement; provided, however, that each Party shall require its subcontractors to comply with all applicable terms and conditions of this Agreement in providing such services and each Party shall remain primarily liable to the other Party for the performance of such subcontractor.

14.1. The creation of any subcontract relationship shall not relieve the hiring Party of any of its obligations under this Agreement. The hiring Party shall be fully responsible to the other Party for the acts or omissions of any subcontractor the hiring Party hires as if no subcontract had been made; provided, however, that in no event shall the Utility be liable for the actions or inactions of the Interconnection Customer or its subcontractors with respect to obligations of the Interconnection Customer under this Agreement. Any applicable obligation imposed by this Agreement upon the hiring Party shall be equally binding upon, and shall be construed as having application to, any subcontractor of such Party.

14.2. The obligations under this article will not be limited in any way by any limitation of subcontractor's insurance.

15.0. Reservation of Rights

The Utility shall have the right to make a unilateral filing with the Commission to modify this Agreement with respect to any rates, terms and conditions, charges, or classifications of service, and the Interconnection Customer shall have the right to make a unilateral filing with the Commission to modify this Agreement; provided that each Party shall have the right to protest any such filing by the other Party and to participate fully in any proceeding before the Commission in which such modifications may be considered. Nothing in this Agreement shall limit the rights of the Parties except to the extent that the Parties otherwise agree as provided herein.

IN WITNESS WHEREOF, the Parties have caused this Agreement to be duly executed by their duly authorized officers or agents on the day and year first above written.

[Insert name of Utility]

By: _____ By: _____

Title: _____ Title: _____

Date: _____ Date: _____

[Insert name of Interconnection Customer]

By: _____

Title: _____

Date: _____

**ATTACHMENT A to Attachment 11
Transitional Cluster Study Agreement**

ASSUMPTIONS USED IN CONDUCTING THE TRANSITIONAL CLUSTER STUDY

[Assumptions to be completed by Interconnection Customer and Utility]

CERTIFICATE OF SERVICE

I hereby certify that a copy of the foregoing Updated North Carolina Interconnection Procedures, as filed in Docket No. E-100, Sub 101, was served via electronic delivery or mailed, first-class, postage prepaid, upon all parties of record.

This, the 29th day of October, 2021.

/s/E. Brett Breitschwerdt

E. Brett Breitschwerdt
McGuireWoods LLP
501 Fayetteville Street, Suite 500
PO Box 27507 (27611)
Raleigh, North Carolina 27601
Telephone: (919) 755-6563
bbreitschwerdt@mcguirewoods.com

*Attorney for Duke Energy Carolinas, LLC
and Duke Energy Progress, LLC*